


# ACCESSORIES



ORGANIZATION & COMPLEMENTS - ELECTRICITY & LIGHTING - ERGONOMICS

## USA price list

Effective January 1<sup>st</sup>, 2015

**UPDATED - March 15<sup>th</sup>, 2019**  
update summary - p.40

**artopex**<sup>®</sup>



## interactive links

index, page tabs & page references

→ document optimized for single page view

## ORGANIZATION & COMPLEMENTS

---

- pigeonhole units 5
- pencil trays and storage accessories 7
  - accessory bars 8
  - metal accessories 10
- shelves 13
- divider screens 15
- markerboards / tackboards 16
- keys and hardware 17
- hook and cushions 19

## ELECTRICITY & LIGHTING

---

- multi-outlet – for conventional wall power outlet 22
  - 1-circuit electrical system 23
- complements for electrical components 24
  - cable management 26
- lighting 28

## ERGONOMICS

---

- keyboard shelves**
  - retractable mechanism 30
  - "sit-stand" mechanism 32
    - pull-out 33
- cpu holders 33
- monitor arms**
  - surface mount 34
  - pole mounted 36
  - mounted on accessory bar 38
  - wall mounted 39

# organization and complements

---

pigeonhole units	5
pencil trays and storage accessories	7
accessory bars	8
metal accessories	10
shelves	13
divider screens	15
markerboards / tackboards	16
keys	17
hook and cushions	19

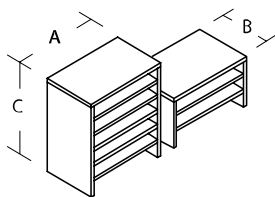




*pigeonhole units - laminate*

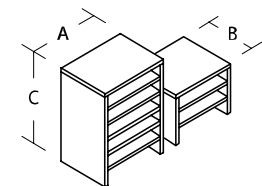
Pigeonhole unit - 11" deep. Sides and shelves made of 1/4" thick Thermally Fused Laminate (T.F.L.) with assorted edge banding. Depending on model, the pigeonhole can accommodate letter or legal size documents.

**LEGAL SIZE PIGEONHOLE UNIT**



Dimensions						Specifications	
A	B	C	Spaces	Code	Price	Cu.Ft	lb
17	11	26	8	TL-Pi1726	356	3.5	48
17	11	20	6	TL-Pi1720	325	2.8	37
17	11	15	4	AL-Pi1715	296	2.4	20
17	11	11	3	AL-Pi1711	279	1.9	16

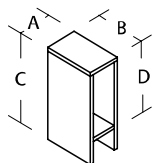
**LETTER SIZE PIGEONHOLE UNIT**



Dimensions						Specifications	
A	B	C	Spaces	Code	Price	Cu.Ft	lb
14	11	26	8	TL-Pi1426	295	2.5	37
14	11	20	6	TL-Pi1420	267	2.0	28
14	11	15	4	AL-Pi1415	266	2.0	17
14	11	11	3	AL-Pi1411	248	1.6	13

**VERTICAL PIGEONHOLE UNIT**

To store binders or other rigid documents.



Dimensions				Specifications			
A	B	C	D	Code	Price	Cu.Ft	lb
7	11	26	12	TL-Pi726	190	1.6	18
7	11	20	12	TL-Pi720	162	1.2	14

**S SPECIFY**

Code  Laminate

**S Code:** Consult the above product code list.

**Laminate:** Specify the color of the pigeonhole. Refer to the current Artopex laminate finish card.



pigeonhole units - metal shelves

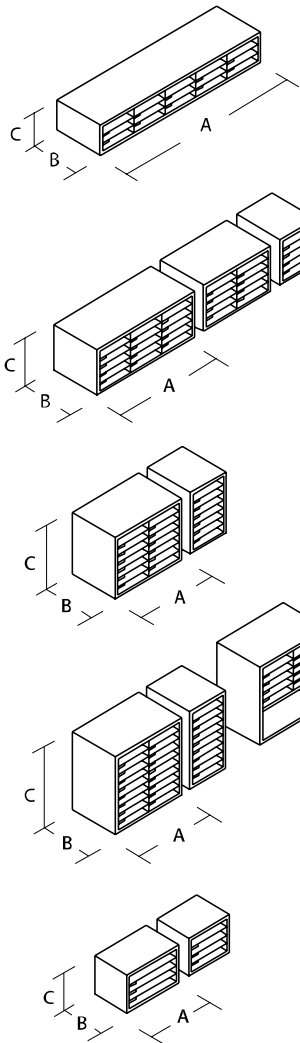
**Pigeonhole units with metal shelves - 16" deep**

Frame made of 1/8" thick Thermally Fused Laminate (T.F.L.).

Metal shelves with 2 1/2" long identification tabs.

Vertical space between shelves is 2 1/2" H.

Can accommodate letter or legal size documents.



**9" H.**

Dimensions						Specifications	
A	B	C	Spaces	Code	Price	Cu.Ft	Lb
60	16	9	15	PiM6009	772	5.5	75

**14" H.**

32	16	14	15	PiM3214	757	4.6	62
24	16	14	10	PiM2414	612	3.4	46
12	16	14	5	PiM1214	402	1.7	23

**19" H.**

24	16	19	14	PiM2419	787	4.6	63
12	16	19	7	PiM1219	490	2.3	31

**24" H.**

Lower storage space on POM pigeonhole is 9" H.

24	16	24	18	PiM2424	945	5.9	79
12	16	24	9	PiM1224	578	2.9	40
24	16	24	10	POM2424	740	5.9	65

**Pigeonhole units with metal shelves - 11" deep**

Vertical space between shelves is 2 1/2" H.

Can accommodate letter (PHM1411) or legal (PHM1711) size documents.

Can be installed inside a hutch.

17	11	11 1/2	4	PHM1711	416	1.4	19
14	11	11 1/2	4	PHM1411	364	1.1	15

**S SPECIFY**

Code      Laminate      Metal

AC -  -  -

**S Code:** Consult the above product code list.

**Laminate:** Specify the color of the pigeonhole. Refer to the current Artopex laminate finish card.

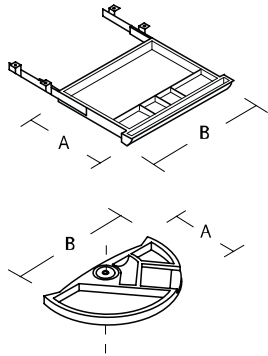
**Metal:** Specify the finish: Abyss (3113), Amber (3108), Black (3067), Charcoal (3064), Fossil (3102), Grenadine (3044), Polar White (3002), Silver (3090), Smoothie (3109), Source (3106).



pencil trays

**Rectangular pencil tray, pull-out**

1 space: 18 1/2" x 11" for letter, legal or tabloid size documents.  
 1 compartment for pencils and 3 smaller compartments.  
 Plastic, Black finish. Total thickness: 2"



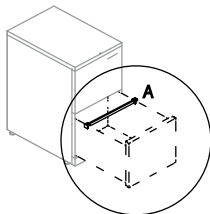
Dimensions			Code	Price	Specifications	
A	B	C			Cu.Ft	lb
16	21		ACPDS	100	0.5	3

**Round pencil tray**

360° pivoting.  
 Plastic, Black finish.

8	14		ACPDR	28	0.3	3
---	----	--	-------	----	-----	---

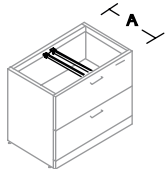
storage accessories



**Lateral filing bar (letter size)**

Included with all desks and combined storage units with 12" file drawers.  
 Must be ordered separately for suspended, freestanding and mobile pedestals.

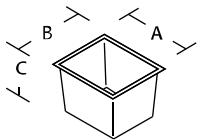
12			BL12	15	0.1	1
----	--	--	------	----	-----	---



**Front-to-back filing bars for lateral filing cabinets**

Pack of two, Black finish.

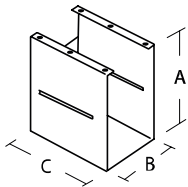
15			BL15	25	0.1	1
----	--	--	------	----	-----	---



**Recycling bin**

Can be installed in any file drawer.  
 For use with letter and legal sized paper.  
 Made of blue HDPE.

15 1/2	12 1/2	8 1/2	AREC	46	1.8	2
--------	--------	-------	------	----	-----	---



**Metal storage case**

Metal storage case for binders or books. Installs under a work surface, with screws.  
 Specify the finish.

12	7 1/2	12	ASUB	154	0.8	5
----	-------	----	------	-----	-----	---

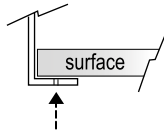
**S SPECIFY**

Code      Metal  
 AC -  -

**S Code:** Consult the above product code list.

**Metal (ASUB):** Specify the finish: Abyss (3113), Amber (3108), Black (3067), Charcoal (3064), Fossil (3102), Grenadine (3044), Polar White (3002), Silver (3090), Smoothie (3109), Source (3106).

## accessory bars



### Single or double accessory bars

Installs on a work surface (1"-1 1/2"-2"), a Take Off credenza or certain storage unit (from underneath).

Can hold (on both sides) Artopex accessories, see p.10 to 12.

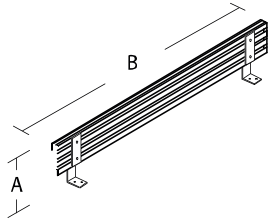
Can not accommodate a flat screen monitor support arm.

Anodized Aluminum bar and Silver finish metal supports.



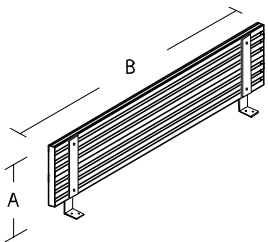
#### IMPORTANT!

Refer to the corresponding product price list on which the accessory bar will be installed for restrictions that may apply.



#### SINGLE

Dimensions		Code	Price	Specifications	
A	B			Cu.Ft	lb
8	72	AC-VABS0872	305	0.5	12
8	66	AC-VABS0866	297	0.5	11
8	60	AC-VABS0860	282	0.4	10
8	54	AC-VABS0854	231	0.4	10
8	48	AC-VABS0848	227	0.4	9
8	42	AC-VABS0842	213	0.3	8
8	36	AC-VABS0836	206	0.3	7
8	30	AC-VABS0830	204	0.3	7
8	24	AC-VABS0824	198	0.2	6



#### DOUBLE

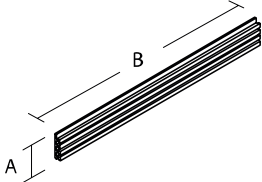
12	72	AC-VABD1272	381	0.9	22
12	66	AC-VABD1266	367	0.8	21
12	60	AC-VABD1260	348	0.7	19
12	54	AC-VABD1254	297	0.7	18
12	48	AC-VABD1248	287	0.6	16
12	42	AC-VABD1242	270	0.6	15
12	36	AC-VABD1236	256	0.5	13
12	30	AC-VABD1230	249	0.4	12
12	24	AC-VABD1224	239	0.4	10



accessory bars (cont'd)

Wall-mount accessory bar - 4"

Installs on any vertical laminate surface or to the wall with screws, not included.  
 Choose installation height according to accessories sizes.  
 Silver finish.



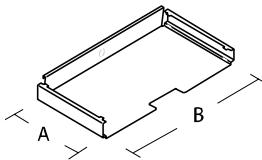
Dimensions		Code	Price	Specifications	
A	B			Cu.Ft	lb
4	70	RC2-ACBM70-3090	210	0.5	7
4	64	RC2-ACBM64-3090	197	0.4	6
4	58	RC2-ACBM58-3090	186	0.4	6
4	52	RC2-ACBM52-3090	176	0.4	5
4	46	RC2-ACBM46-3090	165	0.3	5
4	40	RC2-ACBM40-3090	154	0.3	4
4	34	RC2-ACBM34-3090	143	0.2	4
4	28	RC2-ACBM28-3090	132	0.2	3
4	22	RC2-ACBM22-3090	122	0.2	2





metal accessories

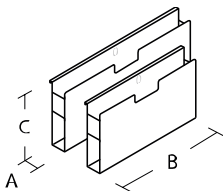
The metal accessories are designed to be hooked on to accessory bars or rails of Artopex panels. They can sit on a surface and for certain accessories, it is possible to hook a second on to the first to maximize storage space.



Horizontal tray

Horizontal tray for legal size paper.  
Can be hooked on to the accessory bar or stacked on a surface. Interior available space: 1 3/4" H. when stacked.

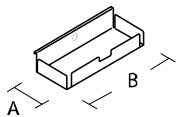
Dimensions			Code	Price	Specifications	
A	B	C			Cu.Ft	lb
9	15 1/2		ASMLG	43	0.4	3



Vertical tray

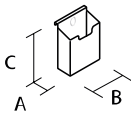
Vertical file tray for letter or legal size paper.  
Can be hooked on to the accessory bar and a second file tray can be hooked onto the first.

1 3/4	12	6 1/2	ASMLT	46	Letter size	0.3	3
1 3/4	15 1/2	6 1/2	ASMLG	52	Legal size	0.3	3



Stationary holder

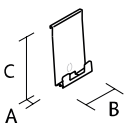
4	9		ASMPAP	32		0.3	2
---	---	--	--------	----	--	-----	---



Pencil holder

A second holder can be hooked onto the first.

1 3/4	3	3 3/4	ASMPE	28		0.1	2
-------	---	-------	-------	----	--	-----	---



Cell phone holder

A cut-out holds the phone wire.

7/8	3 3/8	6 3/4	ASMCEL	25		0.1	1
-----	-------	-------	--------	----	--	-----	---

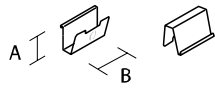
S SPECIFY

AC -  -

S Code: Consult the above product code list.

Metal: Specify the finish: Abyss (3113), Amber (3108), Black (3067), Charcoal (3064), Fossil (3102), Grenadine (3044), Polar White (3002), Silver (3090), Smoothie (3109), Source (3106).

## metal accessories [cont'd]



### Business card holder

Reversible to sit on a surface.

#### Dimensions

A	B	C
2	3¼	

Code

ASMBC

Price

20

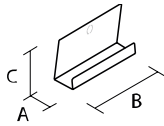
#### Specifications

Cu.Ft

0.1

lb

1



### Brochure / flyer holder

For use on a surface only.

3	8½	5
---	----	---

Code

ASMFH

Price

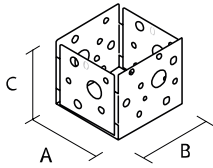
41

Cu.Ft

0.3

lb

1



### Storage box

For use on a surface only, stackable.

8	8	6
---	---	---

Code

ASMBOX

Price

43

Cu.Ft

0.3

lb


3

#### S SPECIFY

Code Metal  
AC -  -

S Code: Consult the above product code list.

Metal: Specify the finish: Abyss (3113), Amber (3108), Black (3067), Charcoal (3064), Fossil (3102), Grenadine (3044), Polar White (3002), Silver (3090), Smoothie (3109), Source (3106).

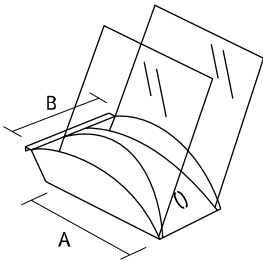


# accessories ORGANIZATION AND COMPLEMENTS



## acrylic accessories

The acrylic accessories are designed to be hooked on to accessory bars or rails of Artopex panels.

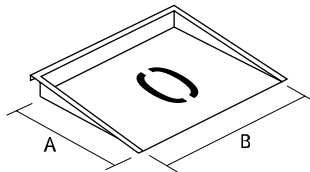


### Diagonal paper tray (double)

Can accommodate letter or legal size documents.

The dividers are always Clear.

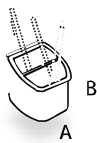
Dimensions			Code	Price	Specifications	
A	B	C			Cu.Ft	lb
10	6½		ASW	64	0.1	1



### Paper tray

Can accommodate letter or legal size documents.

10	15¾		ASLG	52	0.2	1
----	-----	--	------	----	-----	---



### Pencil holder

2½	3		ASPE	25	0.1	1
----	---	--	------	----	-----	---



### Flower pot

5			ASFL	24	0.1	1
---	--	--	------	----	-----	---

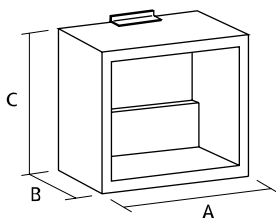
#### S SPECIFY

Code      Finish  
AC -  -

**S** Code: Consult the above product code list.

Finish: Specify Black (N) or Clear (CL).

## storage module for accessory rail



### Storage module

Attaches to the accessory rail of Artopex panels.

Laminate finish with assorted edge banding.

Supports included, Anodized Aluminum finish.



#### IMPORTANT!

Cannot be attached above an acrylic section in the Nano series. Cannot be attached to an accessory bar attached to a work surface.

11½	6	11½	BOX1212	162	0.6	12
-----	---	-----	---------	-----	-----	----

#### S SPECIFY

Code      Laminate  
NAC -  -  - O

**S** Code: Consult the above product code list.

Laminate: Specify the color of the storage. Refer to the current Artopex laminate finish card.



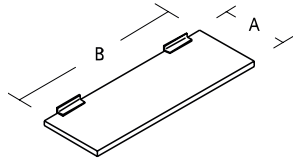
1 1/16" shelves & bookends

1/16" thick shelves

Installs on the accessory bar or the accessory rail of Air line, Nano or Take Off series and work walls.

Laminate finish with assorted edge banding.

Supports included, anodized aluminum finish.



13" DEEP

10" DEEP

6" DEEP



**IMPORTANT!**

Do not install 10" or 13" deep shelves on to an accessory bar attached to a work surface or on the Air line panel of the electrical unit. Cannot be attached above either a tackboard or an acrylic section in the Nano series.

Dimensions				Specifications			
A	B	C	Code	Price	Cu.Ft	lb	
13	36	2	SHE1336	116	0.6	8	
13	30	2	SHE1330	103	0.5	7	
13	24	2	SHE1324	92	0.4	6	
10	72	3	SHE1072	183	0.9	13	
10	66	3	SHE1066	174	0.9	12	
10	60	3	SHE1060	165	0.8	11	
10	54	3	SHE1054	131	0.7	10	
10	48	3	SHE1048	122	0.6	9	
10	42	2	SHE1042	112	0.5	8	
10	36	2	SHE1036	103	0.5	7	
10	30	2	SHE1030	94	0.4	6	
10	24	2	SHE1024	84	0.3	4	
10	21	2	SHE1021	79	0.3	4	
10	18	2	SHE1018	75	0.2	3	
6	72	3	SHE0672	127	0.6	8	
6	66	3	SHE0666	121	0.5	7	
6	60	3	SHE0660	117	0.5	7	
6	54	3	SHE0654	95	0.4	6	
6	48	3	SHE0648	89	0.4	5	
6	42	2	SHE0642	79	0.4	5	
6	36	2	SHE0636	75	0.3	4	
6	30	2	SHE0630	70	0.3	3	
6	24	2	SHE0624	65	0.2	3	
6	21	2	SHE0621	62	0.2	2	
6	18	2	SHE0618	59	0.2	2	

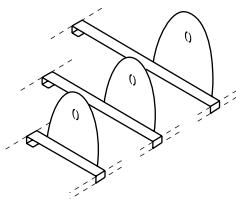
**S SPECIFY**

NAC -  Code -  Laminate -  O

**S Code:** Consult the above product code list.

**Laminate:** Specify the color of the shelf. Refer to the current Artopex laminate finish card.

C: Number of supports included



**Bookends for 1 1/16" thick shelves**

Metal, elliptical shape.

Pack of 2. Specify the finish.

For 13" shelf	ASDM13	37	pair	0.3	1
For 10" shelf	ASDM10	34	pair	0.2	1
For 6" shelf	ASDM06	29	pair	0.1	1

**S SPECIFY**

NA5 -  Code -  Metal

**S Code:** Consult the above product code list.

**Metal:** Specify the finish: Abyss (3113), Amber (3108), Black (3067), Charcoal (3064), Fossil (3102), Grenadine (3044), Polar White (3002), Silver (3090), Smoothie (3109), Source (3106).



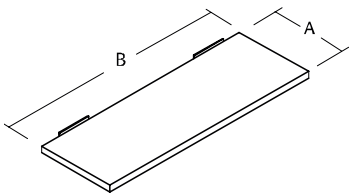
## 1" shelves & bookends

### 1" thick shelves

Installs on the accessory bar or the accessory rail of Air line, Nano or Take Off series and work walls.

Laminate finish with assorted edge banding.

Supports included, Anodized Aluminum finish.



10" DEEP

6" DEEP



#### IMPORTANT!

Do not install 10" deep shelves to an accessory bar attached to a work surface or on the Air line panel of the electrical unit. Cannot be attached above either a tackboard or an acrylic section in the Nano series.

Dimensions					Specifications	
A	B	C	Code	Price	Cu.Ft	lb
10	72	3	SHE1072	186	1.6	18
10	66	3	SHE1066	179	1.5	16
10	60	3	SHE1060	171	1.4	15
10	54	3	SHE1054	163	1.2	13
10	48	3	SHE1048	154	1.1	12
10	42	2	SHE1042	136	1.0	10
10	36	2	SHE1036	130	0.8	9
10	30	2	SHE1030	120	0.7	7
10	24	2	SHE1024	113	0.6	6
6	72	3	SHE0672	166	1.1	11
6	66	3	SHE0666	161	1.0	10
6	60	3	SHE0660	155	0.9	9
6	54	3	SHE0654	149	0.8	8
6	48	3	SHE0648	141	0.7	7
6	42	2	SHE0642	125	0.7	6
6	36	2	SHE0636	120	0.6	5
6	30	2	SHE0630	112	0.5	4
6	24	2	SHE0624	107	0.4	3

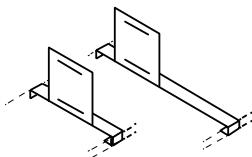
#### S SPECIFY

TL -  -

C: Number of supports included

S Code: Consult the above product code list.

Laminate: Specify the color of the shelf. Refer to the current Artopex laminate finish card.



### Bookends for 1" thick shelves

Metal, square shape.

Pack of 2. Specify the finish.

For 10" shelf	ASDM10	33	pair	0.1	1
For 6" shelf	ASDM06	29	pair	0.1	1

#### S SPECIFY

TL -  -

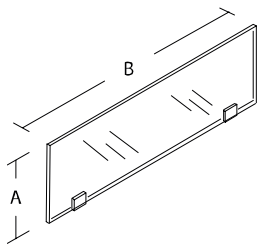
S Code: Consult the above product code list.

Metal: Specify the finish: Abyss (3113), Amber (3108), Black (3067), Charcoal (3064), Fossil (3102), Grenadine (3044), Polar White (3002), Silver (3090), Smoothie (3109), Source (3106).





*frosted acrylic privacy panels with square anchoring brackets*



**Rectangular frosted acrylic privacy panel**

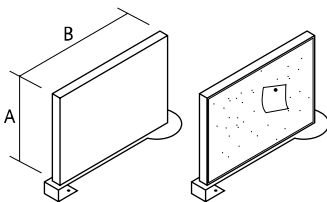
Installs on a surface with the included metal supports (nickel finish).

Frosted acrylic on one side, 1/4" thick.

Dimensions			Code	Price	Specifications	
A	B	C			Cu.Ft	lb
15	72	3	AC-VRGiS1572	563	1.0	13
15	66	3	AC-VRGiS1566	539	0.9	12
15	60	3	AC-VRGiS1560	513	0.9	11
15	54	2	AC-VRGiS1554	424	0.8	10
15	48	2	AC-VRGiS1548	398	0.8	9
15	42	2	AC-VRGiS1542	372	0.6	8
15	36	2	AC-VRGiS1536	347	0.5	7
15	30	2	AC-VRGiS1530	322	0.4	6
15	24	2	AC-VRGiS1524	297	0.4	5

C: Number of supports included

*divider screens*



**Divider screen - laminate or tackboard**

Can be installed, permanently or not, on a 1" or 1 1/2" thick surface.

Laminate screen with assorted edge band.

Made of Marmoleum®, tackboard screen is available in Red or Charcoal colors and is finished with a white contour (edge band).

Metal supports, specify the finish.

**1" SURFACE**

<b>LAMINATE</b>	11	25	TL-ASPSDL1125	105	1.2	8
	11	19	TL-ASPSDL1119	101	0.9	7
<b>TACKBOARD</b>	11	25	TL-ASPDC1125	262	1.2	8
	11	19	TL-ASPDC1119	223	0.9	7

**1 1/2" SURFACE**

<b>LAMINATE</b>	11	25	TM-ASPSDL1125	121	1.2	8
	11	19	TM-ASPSDL1119	117	0.9	7
<b>TACKBOARD</b>	11	25	TM-ASPDC1125	301	1.2	8
	11	19	TM-ASPDC1119	257	0.9	7

**S SPECIFY**

Code      Laminate or tackboard      Metal

-  -

**S Code:** Consult the above product code list.

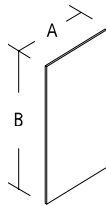
**Laminate (ASPSDL):** Specify the color of the screen. Refer to the current Artopex laminate finish card.

**or Tackboard (ASPDC):** Specify the color: Charcoal (FO04) or Red (FO01), see p.16.

**Metal:** Specify the finish: Abyss (3113), Amber (3108), Black (3067), Charcoal (3064), Fossil (3102), Grenadine (3044), Polar White (3002), Silver (3090), Smoothie (3109), Source (3106).



markerboard



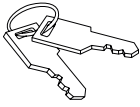
**Markerboard**

Magnetic white markerboard, installs (double-face tape included) to the back of a storage unit.  
Glossy enamel finish to be used with a non-permanent marker (not included).

Dimensions		Code	Price	Specifications	
A	B			Cu.Ft	lb
13	22	AC-ASWBF	122	0.5	8



## standard keys



### Standard keys

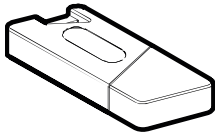
The master key allows to lock / unlock all standard Artopex locks.

The lock Barrel Key allows the insertion and removal of the lock barrel from an Artopex storage unit "Magic Key".

\*The replacement key code (AC-04-CLE) must be followed by the lock barrel number.

	Code	Price
Master key	AC-04-M248	36
Lock barrel key	AC-04-CK248	36
Replacement key	AC-04-CLE*	11

## master key for noki electronic lock



### Master key to unlock and reset the noki electronic lock to the default code 1-2-3.

Identical master keys (with identical serial numbers) unlock and reset one or several identical electronic locks.

The additional master key code (AC-16-KBLK-S) must be followed by the serial number inscribed on the original master key (BN...).

	Code	Price
Master key	AC-16-KBLK-N	195
Additional master key	AC-16-KBLK-S*	195

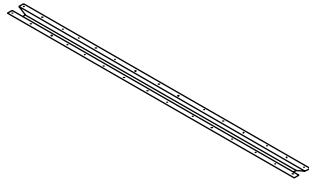
### S SPECIFY

Code	Identical keys
<input type="text"/>	<input type="text"/>

**S** Code: Consult the above product code list.

**Identical keys (AC-16-KBLK-N):** Specify "01" - REQUIRED - for the first key (or keys) ordered. "01" keys will be inscribed with identical serial numbers.  
Specify "02" for a key (or keys) with different serial numbers, "03" for another set, etc.

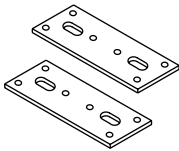
hardware



**Stiffeners**

Suggested for work surface 54" or more, 1" thick.  
 Also suggested for work surface 72" or more, 1 1/2" or 2" thick.  
 Metal, Charcoal finish. Installation hardware included.

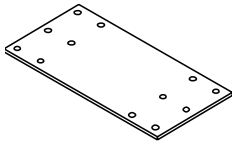
	Code	Price	Lenght	Specifications	
				Cu.Ft	lb
For surface 72" ore more	AC-RSTF64	97	64	0.5	5
For surface 60"	AC-RSTF52	81	52	0.5	4
For surface 54"	AC-RSTF46	75	46	0.5	3
At the jonction of 2 surfaces	AC-RSTi18	44	18	0.1	1



**Junction plates**

Used to join 2 surfaces or 2 shelves side-by-side.  
 Metal, Black finish. Installation hardware included.

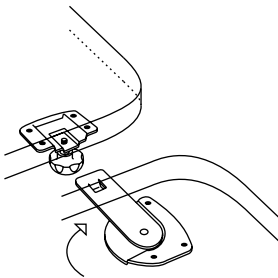
Pack of 2	AC-FJP2	20		0.1	1
-----------	---------	----	--	-----	---



**Oversized junction plate**

Used to join 2 work surfaces with reverse profile.  
 Dimensions: 4" x 8".  
 Metal, Charcoal finish. Installation hardware included.


Pack of 2	AC-FJP48	17		0.1	1
-----------	----------	----	--	-----	---



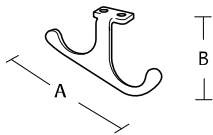
**Locking ganging bracket**

Used to join 2 mobile tables to create one surface.  
 Metal, Black finish. Sold individually.

1 locking bracket	AC-FLP	23		0.1	1
-------------------	--------	----	--	-----	---



hook



**Hook**

Metal hook screws under a surface for hanging bags or personal belongings.  
Sold individually. Specify the finish.

Dimensions				Specifications	
A	B	Code	Price	Cu.Ft	lb
4½	2½	HKB	28	0.1	1

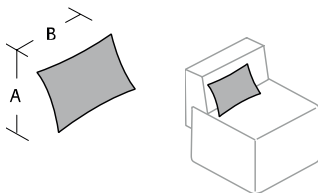
**S** SPECIFY

DW -  -

**S** Code: Consult the above product code list.

**Metal:** Specify the finish: Abyss (3113), Amber (3108), Black (3067), Charcoal (3064), Fossil (3102), Grenadine (3044), Polar White (3002), Silver (3090), Smoothie (3109), Source (3106).

cushions



**Cushions**

Made of polyurethane foam with a fabric cover sewn on all 4 sides.  
Available in 3 sizes.

Dimensions								Specifications		
A	B	Code	Gr. 1	Gr. 2/COM	Gr. 3	Gr. 4	Gr. 5	Leather	Cu.Ft	lb
12	18	CUSH1218	211	231	248	272	292	371	0.7	1
14	14	CUSH1414	205	221	234	253	268	353	0.6	1
12	12	CUSH1212	201	215	224	241	254	307	0.5	1

**S** SPECIFY

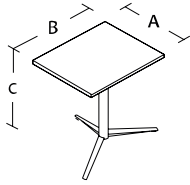
DW -  -

**S** Code: Consult the above product code list.

**Fabric:** Specify the fabric, refer to Artopex chair fabric sample cards.



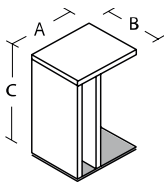
occasional tables



**Occasional tables**

Rectangular occasional table with metal tubular leg (2" diam.) and tripod base.  
Laminate surface, 1/8" thick.

Dimensions			Code	Price	Specifications	
A	B	C			Cu.Ft	lb
16	20	26	TAAK261620	432	6.0	14



**"C" shaped occasional table with metal base.**

Top and sides are 1" laminate.  
Storage space (magazines, etc.). Interior width: 3".

Dimensions			Code	Price	Specifications	
A	B	C			Cu.Ft	lb
16	13	26	TAAK261316	523	4.4	38

**S SPECIFY**

DW -  -  -

**S Code:** Consult the above product code list.

**Laminate:** Specify the color of laminate components. Refer to the current Artopex laminate finish card.


**Metal:** Specify the finish: Abyss (3113), Amber (3108), Black (3067), Charcoal (3064), Fossil (3102), Grenadine (3044), Polar White (3002), Silver (3090), Smoothie (3109), Source (3106).

# electricity and lighting

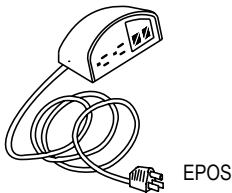
---

multi-outlet - for conventional wall power outlet	22
1-circuit electrical system	23
complements for electrical components	24
cable management	26
task light	28





multi-outlet - for conventional wall power outlet



EPOS

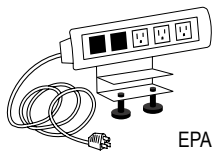
**Surface multi-outlet EPOS**

Attaches to a surface with included Velcro strips.

With 2 - 12 amp outlets and 2 punch outs for communication outlets.

Connector and telecommunication wiring not included. Telecommunication outlet adaptors included.

108" electrical cord. The casing is made of black plastic.



EPA

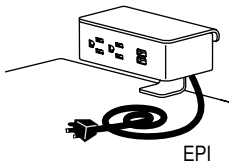
**Multi-outlet EPA**

Fits on a 1" to 1 1/2" table surface with screw clamps.

With 3 - 15 amp outlets and 2 punch outs for communication outlets.

Connector and telecommunication wiring not included. Removable covers are included.

72" electrical cord. The casing is made of anodized aluminum.



EPI

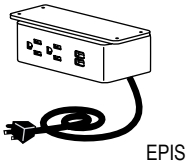
**Multi-outlet EPI and multi-outlet under surface EPIS**

EPI: Attached with a clamp onto surfaces 1/2" to 1 1/4" thick.

EPIS: Fixed under surface.


With 2 - 15 amp outlets and 2.1 amp USB charger.

72" electrical cord. Casing made of grey and white plastic.



EPIS

	Code	Price	Specifications	
			Cu.Ft	lb
2 outlets	EPOS	301	0.1	1
3 outlets	EPA	323	0.4	5
2 outlets + 2 USB	EPI	411	0.2	4
2 outlets + 2 USB	EPIS	402	0.2	4



EPU

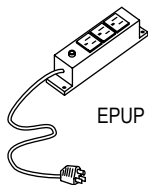
**Multi-outlet (installs under surface) EPU**

2 outlets with a ground 12 amp circuit-breaker, surge suppressor.

1- RJ11 outlet for phone / fax / modem and a RJ45 category 5 outlet.

Connector and telecommunication wiring included.

108" electrical cord, 162" communication cables, the casing is made of black plastic.

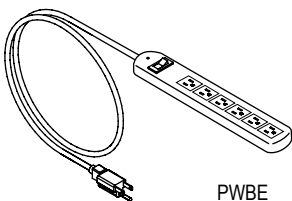


EPUP

**Multi-outlet (installs under surface) EPUP**

3 outlets with a ground 12 amp circuit-breaker. 108" electrical cord, the casing is made of black plastic.

2 outlets	EPU	180	0.1	1
3 outlets	EPUP	127	0.1	1



PWBE

**Power bar with surge suppressor**

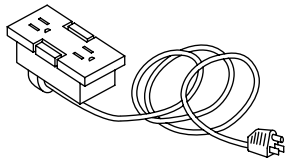
Surged suppressor. Lighted main switch, 6 duplex outlets with ground.

EMI filter (Electro-Magnetic Interference). 72" power cord.

	PWBE	46	0.1	1
--	------	----	-----	---



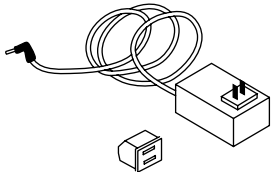
## moveable and USB outlet – for conventional wall power outlet



### Moveable outlet

Installs in the cable tray or under a work surface with the E2-EDT support, see p.25.  
108" electrical cord, the casing is made of black plastic.

	Code	Price	Specifications	
			Cu.Ft	lb
2 outlets	AC-ECM	151	0.1	1

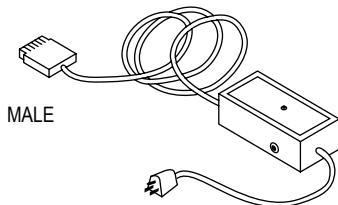


### USB outlet

2 USB, 2 amp outlets, for use with the communication outlet plate ER-ERD, see p.25, multi-outlet AC-EPA and multi-outlet M3 and M5. Transformer included.

	E2-SUSB	133	0.1	1
--	---------	-----	-----	---

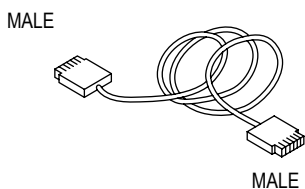
## electrical components – 1-circuit electrical system



### Power supply module

Power supply module with "male" connection at one end and a 120v. connection for wall outlet at the other.  
Transformer with circuit breaker, surge protection (max. of 8 surface multi-outlet, series circuit), power supply status indicator.  
120" connection cable.

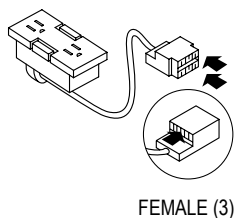
	AC-ECFK	416	0.1	1
--	---------	-----	-----	---



### Jumpers

Jumper cable (different lengths available) with "male" connectors at both ends.  
Used to connect 2 surface modules (built-in or moveable).  
The 24" long jumper connects 2 outlets that are close together.



Length: 86"	AC-ECEJK86	139	0.1	1
Length: 72"	AC-ECEJK72	123	0.1	1
Length: 60"	AC-ECEJK60	110	0.1	1
Length: 48"	AC-ECEJK48	99	0.1	1
Length: 24"	AC-ECEJK24	76	0.1	1



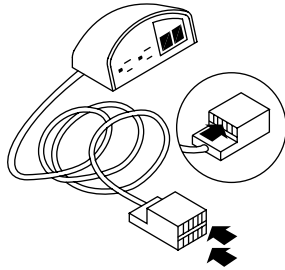
### Movable outlet

Duplex outlet, 12 amp (max of 8 surface multi-outlet, series circuit).  
Installs in the cable tray or under a work surface with the E2-EDT support, see p.25.  
Power a table without cutting an opening for a built-in outlet.  
12" connection cable. End of cable with three "female" type outlets.

	AC-ECMK	113	0.1	1
--	---------	-----	-----	---



electrical components - 1-circuit electrical system [cont'd]

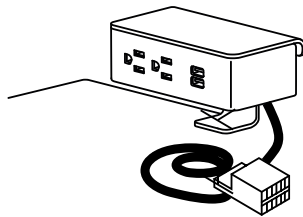


FEMALE (3)

**Multi-outlet EPOSK**

Surface multi-outlet, attaches to a surface with included Velcro strips.  
 With 2 - 12 amp outlets and 2 punch outs for communication outlets (max of 8 surface multi-outlet, series circuit).  
 Connector and telecommunication wiring not included. Telecommunication outlet adaptors included.  
 72" connection cable. 3 female connectors at end of cable. Casing made of black plastic.

Code	Price	Specifications	
		Cu.Ft	lb
AC-EPOSK	245	0.1	1

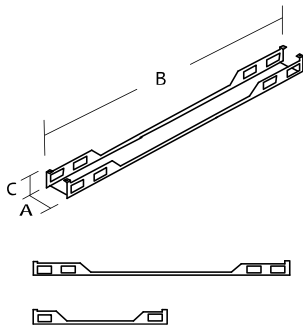


**Multi-outlet EPIK**

Attached with a clamp onto surfaces 1/2" to 1 1/2" thick. Casing made of grey and white plastic.  
 With 2 - 12 amp outlets and 2,1 amp. USB charger (max of 8 surface multi-outlet, series circuit).  
 12" connection cable. 3 female connectors at end of cable.

AC-EPIK	411	0.2	4
---------	-----	-----	---

complements for electrical components



**Cable trays**

Metal, silver finish. Installs under a work surface with screws.  
 Allows for passage of electrical & communication cabling. Cabling access via both ends and sides.  
 Can accommodate 1-circuit electrical system.  
 32" or more: 4 openings on each side.  
 26" or less: 2 openings on each side.  
 Opening can accommodate moveable outlets (AC-ECM, AC-ECMK see p.23) or telecommunication outlets (E2-ERF, E2-ERD, see next page). Opening dimensions: 2 1/2" L x 1 3/8" H.

Dimensions			Code	Price	use with surface	Specifications	
A	B	C				Cu.Ft	lb
4 1/4"	68"	3"	WCMC68	150	78" ou 84"	1.0	6
4 1/4"	62"	3"	WCMC62	142	72"	0.9	5
4 1/4"	56"	3"	WCMC56	135	66"	0.8	5
4 1/4"	50"	3"	WCMC50	128	60"	0.7	5
4 1/4"	44"	3"	WCMC44	121	54"	0.6	4
4 1/4"	38"	3"	WCMC38	117	48"	0.5	4
4 1/4"	32"	3"	WCMC32	109	42"	0.5	3
4 1/4"	26"	3"	WCMC26	102	36"	0.4	2
4 1/4"	20"	3"	WCMC20	95	30"	0.3	2

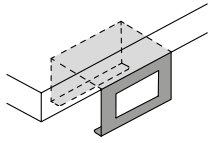
**S SPECIFY**

Code  
 AC -  - 3090

**S Code:** Consult the above product code list.



*complements for electrical components (cont'd)*



**Support bracket for multi-outlets (AC-ECM, AC-ECMK) or communication outlet (E2-ERD)**

Black metal. Installs under a work surface with screws.

Dimensions of the cut-out: 2 1/2" L x 1 3/8" H.

E2-EDT	11	0.1	1
--------	----	-----	---




**Cover plate**

Installs on the openings of the cable trays, 2 1/2" L x 1 3/8" H.

Plastic, Black finish.

E2-ERF	6	0.1	1
--------	---	-----	---



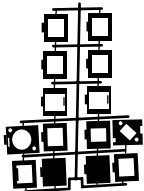
**Communication outlet plate**

Installs on the openings of the cable trays.

Can accommodate 2 adaptors for communication outlets. Opening: 1 5/16" x 1 5/16".

Plastic, Black finish.

E2-ERD	6	0.1	1
--------	---	-----	---



**Universal adaptor kit**

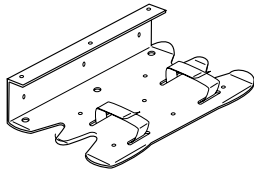
Installs on communication outlet plates.

Compatible with most outlets on the market.

Plastic, Black finish.

E2-ERU	6	0.1	1
--------	---	-----	---

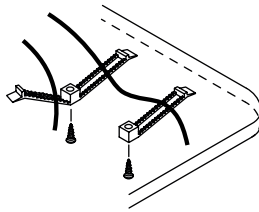
## cable management



### Cable tray

Attaches under a work surface, Silver finish.  
Two Velcro strips to hold cabling.  
Installation hardware included.


Dimensions			Code	Price	Specifications	
A	B	C			Cu.Ft	lb
9½	15	3	AC-EWS	168	0.3	4



### Cable fasteners

Attach under the surface to hold cabling. Black finish.  
Assembly hardware included.  
Packages of 5.

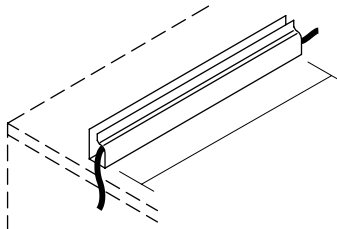
Single fastener	AC-EWF1	19	0.1	1
Double fastener	AC-EWF2	25	0.1	1



### Flexible wire through

Wire through, 72" long, can be easily cut to required length. 1" diameter.  
Wraps around electrical and communications cables to protect and organize the cables underneath the work surface.  
Gray finish.

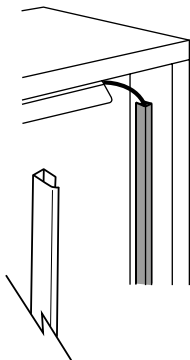
	AC-WRF72	94	0.1	1
--	----------	----	-----	---



### Wire trough

24" long wire trough, Black finish.  
Multiple wire capacity and allows for wires to run along the modesty panels or other components.  
Self-adhesive installation.

	AC-WR24	26	0.1	1
--	---------	----	-----	---



### Narrow wire trough

24" long wire trough. Can be installed on the side of a leg, on the back of a hutch or a screen, or under a surface.  
Can hold one or two small-sized wires.  
Self-adhesive installation. Can be easily cut.  
Specify the finish. Pack of 10 segments.

Pack of 10	LW24	55	0.6	1
------------	------	----	-----	---

### S SPECIFY

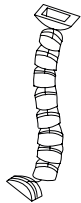
Code                      Finish  
AC -  -

**S** Code: Consult the above product code list.

Finish (LW24): Specify the finish: Black (N), Charcoal (F), Gray (G) or White (BW).



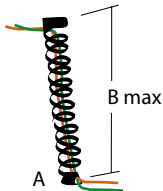
*cable management [cont'd]*



**Flexible wire manager**

Flexible wire manager (metallic gray finish), for wiring from surface to floor.  
Shipped assembled with installation hardware.

Dimensions			Specifications		
A	B	Code	Price	Cu.Ft	lb
		AC-EVCC	124	0.4	2



**Extendable wire manager (Suitable for adjustable tables)**

Extendable wire manager 3 1/2" diameter with a 6" diameter base. Plastic with Black finish.  
Installs under a surface and allows passage of wiring from surface to floor. The spiral extends up to 84" H.

6	84	AC-EVCS	108	0.5	2
---	----	---------	-----	-----	---



**Metal grommet**

Metal grommet (2 3/8" diam.) for on-site installation, Satin Chrome finish.  
Brush grommet.

		AC-EGMR64	138	0.1	1
--	--	-----------	-----	-----	---



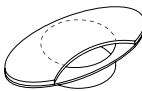
**Plastic grommets**

Plastic grommet (1 1/2" diam.) for on-site installation, Dark Brown finish.  
Cap can be closed when not in use.



Plastic grommet (2 1/2" diam.) for on-site installation, Black finish.  
Cap can be closed when not in use.

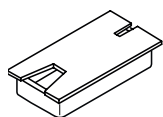
Grommet 1 1/2" diam.	AC-EGR38-B	24	0.1	1
Grommet 2 1/2" diam.	AC-EGR64-N	28	0.1	1



**Oval grommet**

For on-site installation. Requires drilling of a round hole (2 3/4" diam.).  
Available in Black, Charcoal, Frost or White.

Oval grommet	EGR70	15	0.2	2
--------------	-------	----	-----	---



**Rectangular grommet**

For on-site installation. Opening dimensions: 3 3/8" L x 1 3/8" H.  
Available in Charcoal or White.

Rectangular grommet	EGRTF	28	0.2	2
---------------------	-------	----	-----	---

**S SPECIFY**

Code      Finish

AC -  -

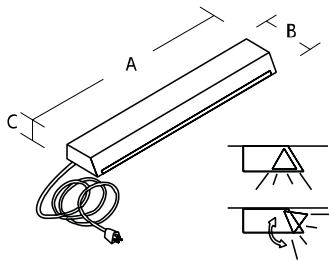
**S Code:** Consultez la liste ci-dessus.

**Finish (EGR70):** Specify the finish of the grommet: Black (N), Charcoal (F), Frost (A) or White (BW).

**Finish (EGRTF):** Specify the finish of the grommet: Charcoal (F) or White (BW).



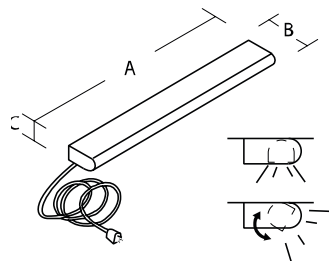
task lights



**Fluorescent task light**

Installs under a laminate hutch.  
 Included magnet allows for installation under a metal shelf.  
 Once installed, the task light pivots 45° to adjust light direction.  
 Includes a T5 fluorescent tube. Power cord: 9'.  
 Aluminum finish.

Dimensions			Code	Price	Exact length	Specifications		
A	B	C				Watt	Cu.Ft	lb
48	3 $\frac{3}{8}$ "	1 $\frac{1}{8}$ "	AC-ETLF48	189	48 $\frac{3}{8}$ "	28	0.2	2
36	3 $\frac{3}{8}$ "	1 $\frac{1}{8}$ "	AC-ETLF36	149	36 $\frac{3}{8}$ "	21	0.2	2
24	3 $\frac{3}{8}$ "	1 $\frac{1}{8}$ "	AC-ETLF24	115	24 $\frac{1}{2}$ "	14	0.1	1



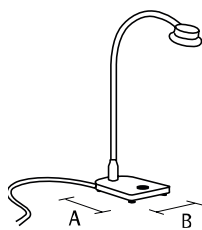
**LED task light**

Installs under a laminate hutch.  
 Included magnet allows for installation under a metal shelf.  
 Once installed, the task light pivots 45° to adjust light direction.  
 Optional activation of a pre-set movement detector (30 minutes period) using the switch.  
 Includes a 20" connection cable (maximum 8 tasklights, series circuit).  
 Power cord: 9'.  
 Silver finish.



**IMPORTANT!** No replacement tube available for this fixture, the LED light inside the unit cannot be replaced.

48	3 $\frac{3}{8}$ "	1 $\frac{1}{8}$ "	AC-ETLED48	367	48 $\frac{3}{8}$ "	18	0.2	2
36	3 $\frac{3}{8}$ "	1 $\frac{1}{8}$ "	AC-ETLED36	316	36 $\frac{3}{8}$ "	14	0.2	2
24	3 $\frac{3}{8}$ "	1 $\frac{1}{8}$ "	AC-ETLED24	287	24 $\frac{1}{2}$ "	8	0.1	1
18	3 $\frac{3}{8}$ "	1 $\frac{1}{8}$ "	AC-ETLED18	213	18 $\frac{3}{8}$ "	6	0.1	1



C: Neck length

**LED Desk lamp**

Desk lamp, LED 5W, neutral white lighting.  
 Light dimming: 30%, 60% and 100%. Touch-control.  
 Flexible and strong gooseneck arm.  
 Power cord: 6'.  
 UL certified.  
 Silver finish metal, Black finish base.

7	5 $\frac{1}{4}$ "	25	AC-ETLT	502		5	0.5	2
---	-------------------	----	---------	-----	--	---	-----	---



**IMPORTANT!** No replacement tube available for this fixture, the LED light inside the unit cannot be replaced.

# ergonomics

---



## keyboard shelves

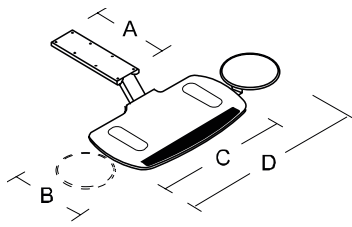
- retractable mechanism 30
- "sit-stand" mechanism 32
- pull-out 33

- cpu holders 33

## monitor arms

- surface mount 34
- pole mounted 36
- mounted on accessory bar 38
- wall mounted 39

keyboard shelves with retractable mechanism



**Resin shelf**

Retractable mechanism with assisted adjustments.

The mechanism has a thin tapered profile, respects ergonomics requirements and is fully recyclable.

21¾" Slides: allows the keyboard shelf to glide deeper underneath the surface when not in use.

17" Slides: recommended for surfaces smaller than 24" deep.

Phenolic resin shelf with slip resistant strips.

Mousepad swivels (9" diam.) and can be installed for left or right-handed users, with cable guides.

Shelf and mousepad, Graphite finish.

Removable foam-gel wrist rest, Black finish.

Dimensions				Code	Price	Specifications	
A	B	C	D			Cu.Ft	lb
21¾	11	21	28	AC-KRFP21	656	1.6	25
17	11	21	28	AC-KRFP17	615	1.4	21



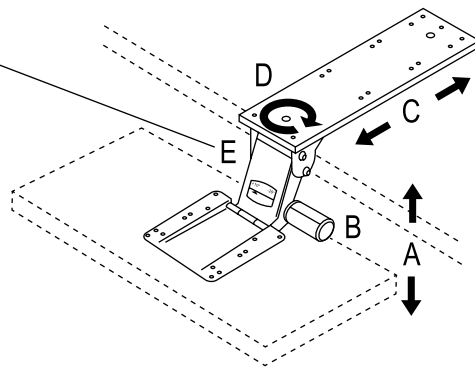
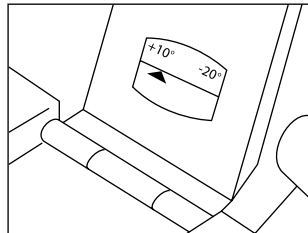
Slip resistant strips

Swivelling mousepad



Foam-gel wrist rest

technical specifications



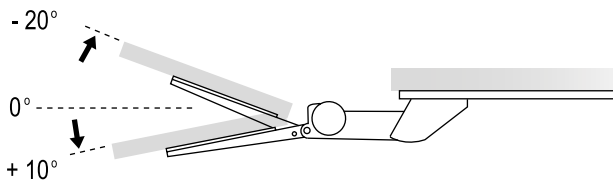
A - Height adjustment: assisted automatic lock (without knob)

B - Angle adjustment with handle (effortless)

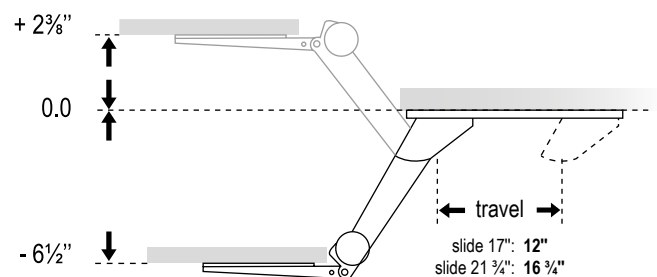
C - Length of slide: 17" or 21¾"

D - 360° swivel

E - Keyboard shelf angle and height indicator



KEYBOARD SHELF ANGLE: + 10° to - 20°



HEIGHT ADJUSTMENT: + 2 3/8" to - 6 1/2"

## keyboard shelves with retractable mechanism (cont'd)

### Laminate shelf

Retractable mechanism with assisted adjustments.

The mechanism has a thin tapered profile, respects ergonomics requirements and is fully recyclable.

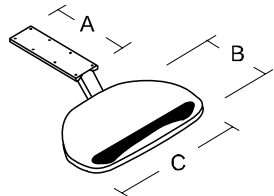
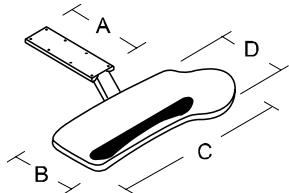
21 3/4" Slides: allows the keyboard shelf to glide further underneath the surface when not in use.

17" Slides: recommended for surfaces smaller than 24" deep.

Laminate shelf 1/16" thick that accomodates keyboard and mouse.

Shelf is reversible so it can be installed for left or right-handed users.

Gel wrist rest, Black finish.



#### Dimensions

A	B	C	D
21 3/4	11	28	13
17	11	28	13

Code	Price
KRFS21	585
KRFS17	545

#### Specifications

Cu.Ft	lb
1.3	25
1.2	21

Rounded laminate shelf 1/16" thick that accomodates keyboard and mouse.

Installs on 90° extended corner tables with ergonomic interior access.

Gel wrist rest, Black finish.

21 3/4	13	24	KRFC21	519	1.1	22
17	13	24	KRFC17	477	1.0	18

### S SPECIFY

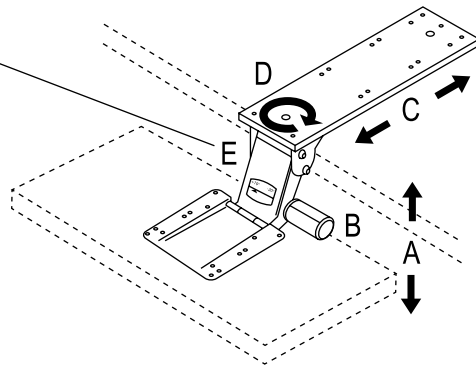
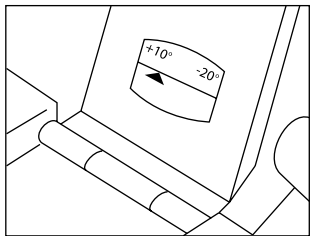
Code      Laminate

AC -  -

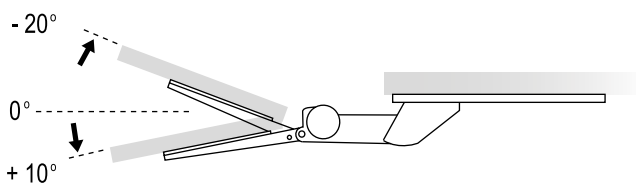
S Code: Consult the above product list.

Laminate: Specify the finish of the keyboard shelf. Refer to the current Artopex laminate finish card.

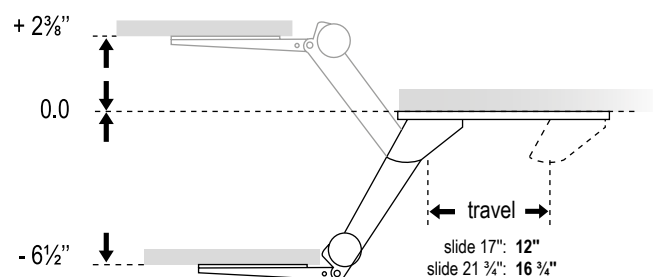
## technical specifications



- A - Height adjustment: assisted automatic lock (without knob)
- B - Angle adjustment with handle (effortless)
- C - Length of slide: 17" or 21 3/4"
- D - 360° swivel
- E - Keyboard shelf angle and height indicator

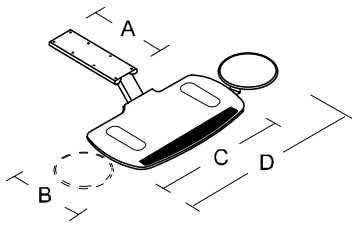


KEYBOARD SHELF ANGLE: + 10° to - 20°




HEIGHT ADJUSTMENT: + 2 3/8" to - 6 1/2"

keyboard shelf with "sit-stand" mechanism

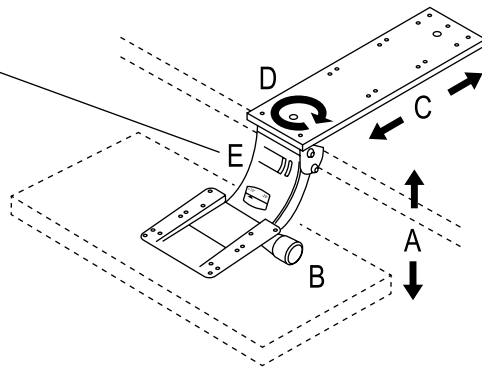
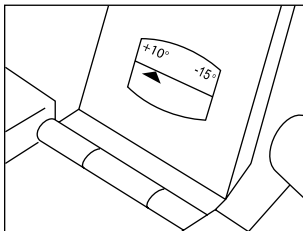


Retractable mechanism with a high degree of "sit-stand" assisted adjustments.  
 Phenolic resin shelf with slip resistant strips.  
 Mousepad swivels (9" diam.) and can be installed for left or right-handed users, with cable guides.  
 Shelf and mousepad, Graphite finish.  
 Removable gel wrist rest, Black finish.

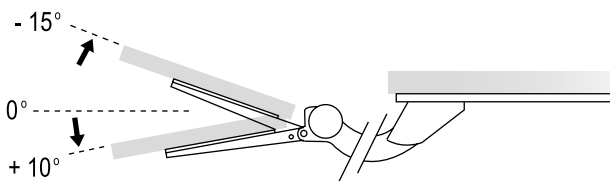
Dimensions				Code	Price	Specifications	
A	B	C	D			Cu.Ft	lb
21 3/4	11	21	28	AC-KSSP21	754	1.6	25



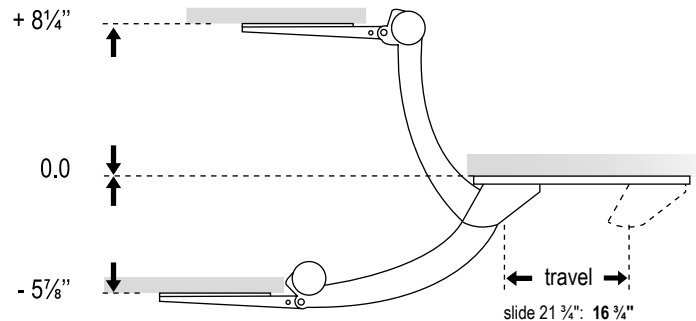
technical specifications



- A - Height adjustment: assisted automatic lock (without knob)
- B - Angle adjustment with handle (effortless)
- C - Length of slide: 21 3/4"
- D - 360° swivel
- E - Keyboard shelf angle and height indicator



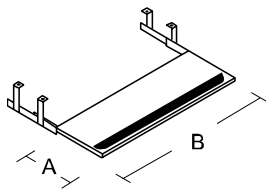
KEYBOARD SHELF ANGLE: + 10° to - 15°



HEIGHT ADJUSTMENT: + 8 1/4" to - 5 7/8"



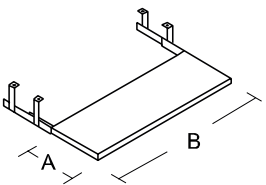
keyboard shelves, pull-out



**Resin shelf**

On ball bearing slides. Locks in open position.  
 When installed, this keyboard shelf is height adjustable (4 positions to the 1/2").  
 Installs under a surface 21" or more deep.  
 Urethane wrist rest.  
 Black finish.

Dimensions			Specifications		
A	B	Code	Price	Cu.Ft	lb
10 1/2	27	KPMB1027	200	1.0	4



**Laminate shelf**

Keyboard shelf on ball bearing slides that accomodates keyboard and mouse.  
 When installed, this keyboard shelf is height adjustable (4 positions, increments of 1/2").  
 Installs under a surface 21" and over deep.  
 Thermally Fused Laminate (T.F.L.) shelf 1/16" thick.  
 Optional gel wrist rest available (see below).

11	27	KPL1127	177	1.0	8
----	----	---------	-----	-----	---

**S SPECIFY**

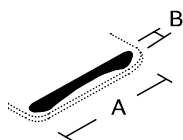
Code      Laminat

AC -  -

**S Code:** Consult the above product list.

**Laminat (KPL1127):** Specify keyboard shelf finish, refer to the current Artopex laminate finish card.

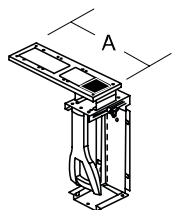
wrist rest



Self-adhesive, 3/4" thick.  
 Gel, Black finish.

19 1/4	2 1/4	AC-KWG19	46	0.1	1
--------	-------	----------	----	-----	---

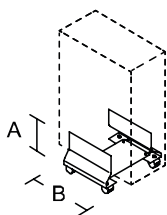
cpu holders



**Swivelling retractable holder**

Swivels 360°. Installs underneath a work surface, with screws.  
 Accomodates cpu sizes from: 3 1/2" - 9.3" wide and 13 1/2" - 22 1/2" high.  
 Load rating: 85 lb.  
 Black finish.

17		AC-ACPU	259	0.7	13
----	--	---------	-----	-----	----



**Holder on casters**

Mobile metal cpu holder, width adjustment 5 1/4" - 10". Foam pads on sides to protect computer's and holder's surfaces.  
 Locking casters.  
 Black finish.

8	9 1/2	AC-ACPUC	106	0.8	6
---	-------	----------	-----	-----	---

*double extension monitor arm, surface mount*

Double extension monitor arm for 1 or 2 flat screens. Dynamic adjustments: arm height, monitor extension, tilt and rotation.  
 Includes two mounting brackets: one with screw clamp for surface or grommet mount \*1, one for a hole drilled on-site \*2 (see images below).  
 Includes VESA mount with 75 mm and 100 mm configurations.  
 Allows portrait or landscape monitor layout.  
 Metal, Silver finish.

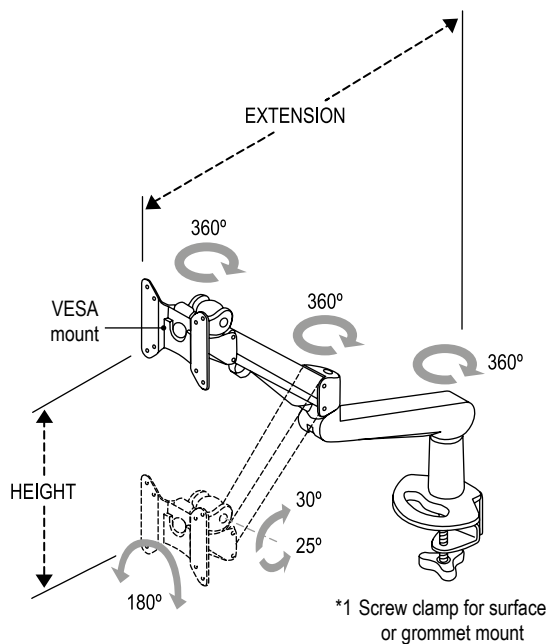
Installs with screw clamp on 1", 1 ½" and 2" thick surfaces (no back) or a "benching" type surface without cable tray or electrical system.  
 Installs with screw clamp through the grommet (including the grommet on a "benching" type surface with cable tray and/or electrical system).



**! IMPORTANT!** Cannot be installed through the grommet on a 21" deep surface with pedestal.

	Code	Price	Specifications	
			Cu.Ft	lb
monitor arm for 1 monitor	AC-FSHDS1SX	708	1.0	6
monitor arm for 2 monitors	AC-FSHDS2SX	1312	1.0	10

*technical specifications*



A 6.6 lb to maximum 17.6 lb monitor can be installed per arm.

**DYNAMIC ADJUSTMENTS**


- Monitor extension: 21"
- Monitor retraction: 3 ½" (for maximum available work surface)
- Arm height adjustment range: 6 ½" - 19 ½" (13" total)
- 360° swivelling arms with 180° lockout feature
- Monitor rotation: + 90° / - 90°
- Monitor tilts + 30° to - 25°




\*2 Mount bracket for a hole drilled on-site




Cable management is integrated into the arm



Included mount allows quick release of monitor



## conversion kit



anchors



Convert a monitor arm for 1 flat screen (AC-FSHDS1SX, see p.34), to a monitor arm for 2 flat screens.

This conversion kit includes:

- 1 surface or grommet mount screw clamp and 1 for a hole drilled on-site (images \*1 and \*2 on previous page);
- 1 monitor arm with double extension for 1 flat screen;
- 1 anchor to install the additional monitor arm with double extension (AC-FSHDS1SX).

Dynamic adjustments specifications, see p.34.

Metal, Silver finish.

	Code	Price	Specifications	
			Cu.Ft	lb
1 conversion kit	AC-FSHDS1AX	713	1.0	6

## slider mount



Installs on a monitor arm for 2 monitors (AC-FSHDS2SX, see p.34).

For placing 2 large monitors (32" diagonal) side-by-side. Up to 9" of adjustment from left to right.

Sold individually. Order 2 slider mounts for the double extension monitor arm AC-FSHDS2SX.

Metal, Silver finish.

1 slider mount	AC-FSHSUP2S	281	0.2	2
----------------	-------------	-----	-----	---

## vesa plate



VESA plate measures 4 3/4" x 4 3/4" x 3/8" thick. 75 mm and 100 mm configurations.

For use when monitor weight does not meet minimum requirement (6,6 lb). Adds 2,39 lb.

1 VESA plate	AC-FSHVESA	94	0.1	3
--------------	------------	----	-----	---

*single extension monitor arm, pole mounted*

Single extension pole mounted monitor arm for 1 or 2 flat screens. Dynamic adjustments: arm height, monitor extension, tilt and rotation.  
 18" H. pole. Includes two mounting brackets: one with screw clamp for surface or grommet mount \*1, one for a hole drilled on-site \*2 (see images below).  
 Monitor arm for 2 monitors: included slider mounts for placing 2 large monitors (32" diagonal) side-by-side. Up to 9" of adjustment from left to right.  
 Includes VESA mount with 75 mm and 100 mm configurations.  
 Allows portrait or landscape monitor layout.  
 Metal, Silver finish.

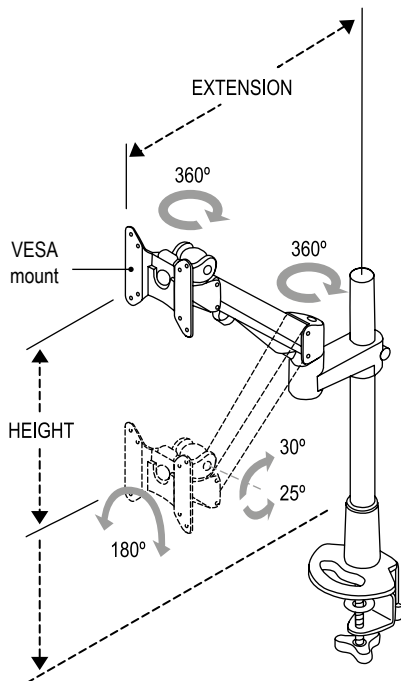
Installs with screw clamp on 1", 1 1/2" and 2" thick surfaces (no back) or a "benching" type surface without cable tray or electrical system.  
 Installs with screw clamp through the grommet (including the grommet on a "benching" type surface with cable tray and / or electrical system).



**! IMPORTANT!** Cannot be installed through the grommet on a 21" deep surface with pedestal.

	Code	Price	Specifications	
			Cu.Ft	lb
monitor arm for 1 monitor	AC-FSHDP1S	741	1.0	8
monitor arm for 2 monitors	AC-FSHDP2S	1548	1.0	11

*technical specifications*



- Weight capacity:
- 6.6 lb to 17.6 lb per arm - monitor arm for 1 monitor
  - 4.4 lb to 15.4 lb per arm - monitor arm for 2 monitors

**DYNAMIC ADJUSTMENTS**


- Monitor extension - monitor arm for 1 monitor: 16 1/4"
- Monitor extension - monitor arm for 2 monitors: 18 3/4"
- Monitor retraction: 3 1/2" (for maximum available work surface)
- Arm height adjustment range: 4 1/2" - 26 1/2"
- 360° swivelling arms with 180° lockout feature
- Monitor rotation: + 90° / - 90°
- Monitor tilts + 30° to - 25°

\*1 Screw clamp for surface or grommet mount

\*2 Mount bracket for a hole drilled on-site



Cable management is integrated into the arm



Included mount allows quick release of monitor

## double extension monitor arm, pole mounted

Double extension pole mounted monitor arm for 1, 2 or 3 flat screens. Dynamic adjustments: arm height, monitor extension, tilt and rotation. 18" H. pole. Includes two mounting brackets: one with screw clamp for surface or grommet mount \*1, one for a hole drilled on-site \*2 (see images below). Monitor arm for 2 or 3 monitors: included slider mounts for placing 2 or 3 large monitors (32" diagonal) side-by-side. Up to 9" of adjustment from left to right. Includes VESA mount with 75 mm and 100 mm configurations. Allows portrait or landscape monitor layout. Metal, Silver finish.

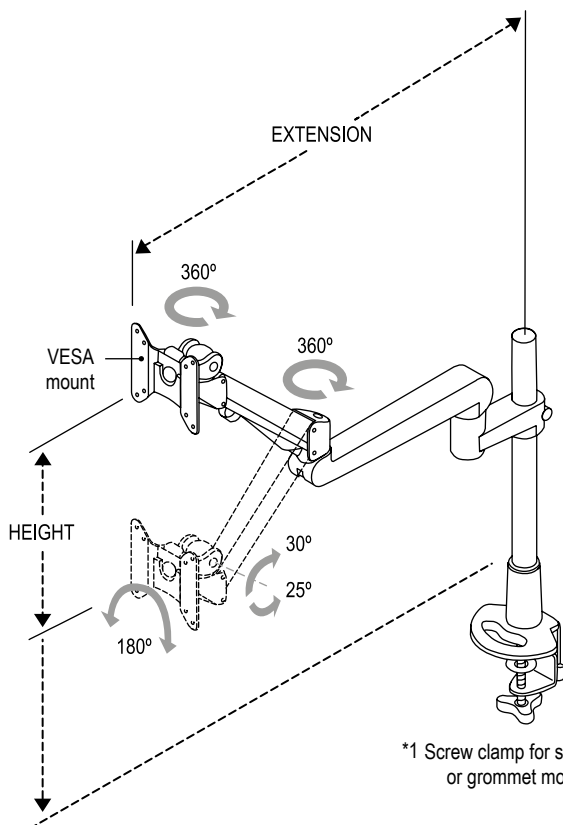
Installs with screw clamp on 1", 1 1/2" and 2" thick surfaces (no back) or a "benching" type surface without cable tray or electrical system. Installs with screw clamp through the grommet (including the grommet on a "benching" type surface with cable tray and / or electrical system).



**IMPORTANT!** Cannot be installed through the grommet on a 21" depth surface with pedestal.

	Code	Price	Specifications	
			Cu.Ft	lb
monitor arm for 1 monitor	AC-FSHDP1SX	860	1.0	10
monitor arm for 2 monitors	AC-FSHDP2SX	1660	1.0	13
monitor arm for 3 monitors	AC-FSHDP3SX	2027	1.0	15

## technical specifications



Weight capacity:

- 6.6 lb to 17.6 lb per arm - monitor arm for 1 monitor
- 4.4 lb to 15.4 lb per arm - monitor arm for 2 or 3 monitors

### DYNAMIC ADJUSTMENTS


- Monitor extension - 1 monitor arm: 26 3/4"
- Monitor extension - 2 monitors arm: 28 3/4"
- Monitor extension - 3 monitors arm: 28 3/4" left/right monitor - 6" in the middle
- Monitor retraction: 3 1/2" (for maximum available work surface)
- Arm height adjustment range: 4 1/2" - 26 1/2"
- 360° swivelling arms with 180° lockout feature
- Monitor rotation: + 90° / - 90°
- Monitor tilts + 30° to - 25°



\*1 Screw clamp for surface or grommet mount



\*2 Mount bracket for a hole drilled on-site



Cable management is integrated into the arm

Included mount allows quick release of monitor

single extension arm monitor, mounted on accessory bar



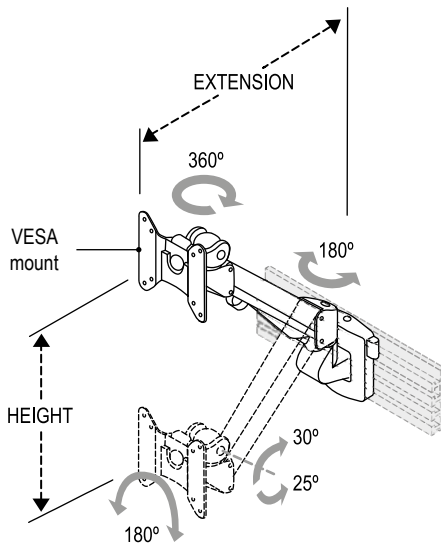
Single extension monitor arm for 1 flat screen.  
 Dynamic adjustments: arm height, monitor extension, tilt and rotation.  
 Bracket for mounting on accessory bar.  
 Includes VESA mount with 75 mm and 100 mm configurations.  
 Allows portrait or landscape monitor layout.  
 Metal, Silver finish.

Fits on Artopex 4" H. accessory bars.  
 For Artopex panels system, it is recommended to install the monitor arm at one end of the accessory bar (Uni-T, Take Off, Time).

**IMPORTANT!** Cannot be installed on an accessory bar mounted on a work surface.

	Code	Price	Specifications	
			Cu.Ft	lb
monitor arm for 1 monitor	AC-FSHDA1S	708	0.4	4

technical specifications



A 6.6 lb to maximum 17.6 lb monitor can be installed maximum on this monitor arm.

DYNAMIC ADJUSTMENTS

- Monitor extension: 10 1/2"
- Monitor retraction: 3 1/2" (for maximum available work surface)
- Arm height adjustment: 11 1/8" total
- Monitor rotation: + 90° / - 90°
- Monitor tilts + 30° to - 25°



Included mount allows quick release of monitor



Cable management is integrated into the arm

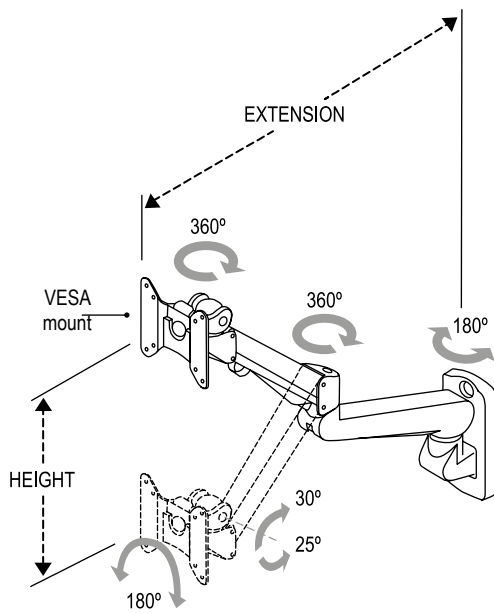
*double extension monitor arm, wall mounted*



Double extension monitor arm for 1 flat screen.  
 Dynamic adjustments: arm height, monitor extension, tilt and rotation.  
 Installs on a vertical surface or a wall with screws, not included.  
 Includes VESA mount with 75 mm and 100 mm configurations  
 Allows portrait or landscape monitor layout.  
 Metal, Silver finish.

	Code	Price	Specifications	
			Cu.Ft	lb
monitor arm for 1 monitor	AC-FSHDW1SX	708	1.0	6

*technical specifications*



A 6.6 lb to maximum 17.6 lb monitor can be installed maximum on this monitor arm.

**DYNAMIC ADJUSTMENTS**

- Monitor extension: 19"
- Monitor retraction: 3 1/2" (for maximum available work surface)
- Arm height adjustment: 11 1/8" total
- Monitor rotation: + 90° / - 90°
- Monitor tilts + 30° to - 25°



Included mount allows quick release of monitor



Cable management is integrated into the arm

## UPDATE SUMMARY

May 1<sup>st</sup> 2018

PAGES	SECTION	PRODUCT	MODIFICATION
p.2		Finish choices chart	Finish choices chart on page 2 was removed. Refer to the current Artopex laminate and finish cards.
p.6	Organization & complements	Horizontal pigeonhole	Horizontal pigeonhole was removed from the Accessory price list. This product is now only in the Take Off price list.
p.6	Organization & complements	Pigeonhole units	Refer to the current Artopex laminate card.
p.6	Organization & complements	Metal shelves	Refer to the current Artopex laminate card.
p.7	Organization & complements	Storage accessories	New metal choices.
p.10-11	Organization & complements	Metal accessories	New metal choices.
p.12	Organization & complements	Storage module	Corrected text: Laminate: Refer to the current Artopex laminate card.
p.13	Organization & complements	Bookends	New metal choices.
p.14	Organization & complements	Bookends	New metal choices.
p.15	Organization & complements	Divider screen	Refer to the current Artopex laminate card. New metal choices.
p.15	Organization & complements	Frosted acrylic privacy panels with square anchoring brackets	Price adjustments.
p.19	Organization & complements	Hook	New metal choices.
p.20	Organization & complements	Occasional tables	Refer to the current Artopex laminate card. New metal choices.
p.22	Accessories	Multi-outlets	New multi-outlet available; AC-EPIS.
p.23	Accessories	USB Outlet	New description.
p.31	Ergonomics	Keyboard shelves retractable mechanism	Corrected text: Laminate: Refer to the current Artopex laminate card.
p.33	Ergonomics	Keyboard shelves, pull-out	Corrected text: Laminate: Refer to the current Artopex laminate card.

September 10<sup>th</sup> 2018

PAGES	SECTION	PRODUCT	MODIFICATION
		Conditions & Guarantees	Conditions & guarantees have been removed from the Accessories price list. Please refer to the Artopex Warranty Guide in effect at artopex.com in the Member Zone / Documentation section.
p.15	Organization & complements	Divider screens	Letters of the drawing are reversed. The "A" becomes the height and the "B" the width.

January 15<sup>th</sup> 2019


PAGES	SECTION	PRODUCT	MODIFICATION
p.5	Organization & complements	Letter size pigeonhole unit	Price correction for: TL-PI1420, QC-CAN-USA.
p.28	Electricity & Lighting	Fluorescent task light	Correction on the exact length for the AC-ETLF48. It's 48% instead of 44%.

March 15<sup>th</sup> 2019

PAGES	SECTION	PRODUCT	MODIFICATION
p.7	Organization & complements	Storage accessories	Price correction for AC-BL15, QC-CAN.
p.16	Organization & complements	Round tackboard	The product has been discontinued.
p.22	Electricity and lightning	Multi-outlet - for conventional wall power outlet.	Information corrections for EPI multi-outlet.



*Designing, manufacturing, advising, planning  
and supporting: that's the art that  
distinguishes our purpose at Artopex.*



ARTOPEX  
Head Office  
**artopex.com**

800 Vadnais Street  
Granby, QC, Canada J2J 1A7  
T 1 800 378 0189