

TAKE OFF

Freestanding



USA
price list

Effective May 1st 2014

UPDATED - June 15th 2019
update summary - p.R01

artopex[®]

Interactive Buttons



Table of contents



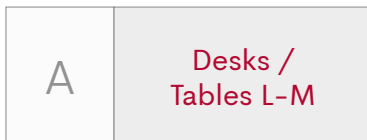
Visual index



General Information



Back to the last page viewed



interactive links

index, page tabs & page references

→ document optimized for single page view

<i>Visual index</i>	04
<i>General information</i>	26
<i>A - Desks / Tables L- M</i>	A01
<i>B - Storage</i>	B01
<i>C - Hutches & top storage</i>	C01
<i>D - Tables & storage / Layering</i>	D01
<i>E - Shared tables & storage / Benching</i>	E01
<i>F - Screens and complements</i>	F01
<i>G - Electrical components</i>	G01

Visual index

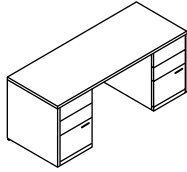


Desks / Tables L- M

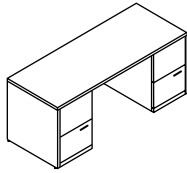
Assembled rectangular desks

A02

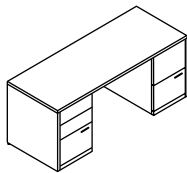
Di3672U
Di3072U
Di3066U
Di3060U
Di2472U
Di2466U
Di2460U
Di2172U
Di2166U
Di2160U



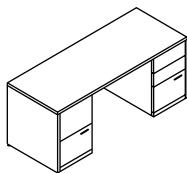
Di3672F
Di3072F
Di3066F
Di3060F
Di2472F
Di2466F
Di2460F
Di2172F
Di2166F
Di2160F



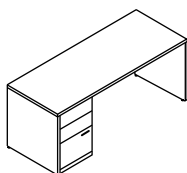
Di3672Y
Di3072Y
Di3066Y
Di3060Y
Di2472Y
Di2466Y
Di2460Y
Di2172Y
Di2166Y
Di2160Y



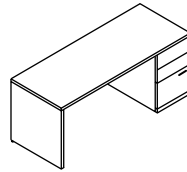
Di3672Z
Di3072Z
Di3066Z
Di3060Z
Di2472Z
Di2466Z
Di2460Z
Di2172Z
Di2166Z
Di2160Z



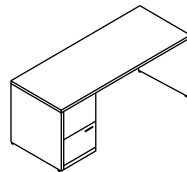
Di3672S
Di3072S
Di3066S
Di3060S
Di2472S
Di2466S
Di2460S
Di2172S
Di2166S
Di2160S



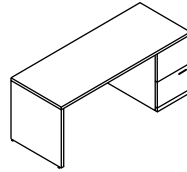
Di3672T
Di3072T
Di3066T
Di3060T
Di2472T
Di2466T
Di2460T
Di2172T
Di2166T
Di2160T



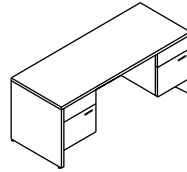
Di3672V
Di3072V
Di3066V
Di3060V
Di2472V
Di2466V
Di2460V
Di2172V
Di2166V
Di2160V



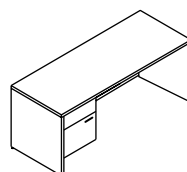
Di3672W
Di3072W
Di3066W
Di3060W
Di2472W
Di2466W
Di2460W
Di2172W
Di2166W
Di2160W



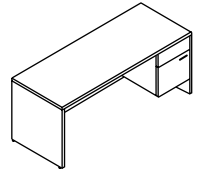
Di3672P
Di3072P
Di3066P
Di3060P
Di2472P
Di2466P
Di2460P
Di2172P
Di2166P
Di2160P



Di3672M
Di3072M
Di3066M
Di3060M
Di3048M
Di2472M
Di2466M
Di2460M
Di2448M
Di2172M
Di2166M
Di2160M



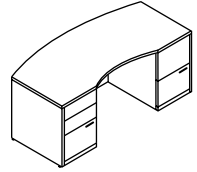
Di3672N
Di3072N
Di3066N
Di3060N
Di3048N
Di2472N
Di2466N
Di2460N
Di2448N
Di2172N
Di2166N
Di2160N



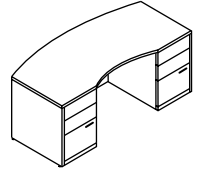
Assembled bow front desks with curved interior access

A13

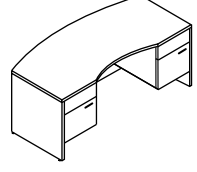
DC3672Y



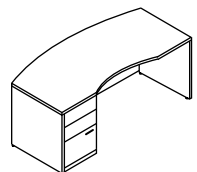
DC3672U



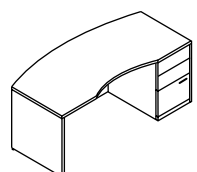
DC3672P



DC3672S



DC3672T

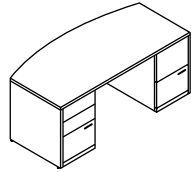


Desks / Tables L- M (cont'd)

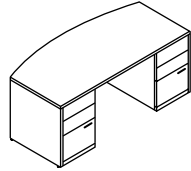
Assembled bow front desks

A15

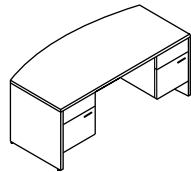
DD3672Y
DD3666Y
DD3660Y



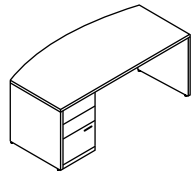
DD3672U
DD3666U
DD3660U



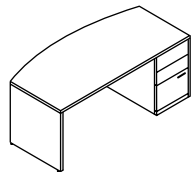
DD3672P
DD3666P
DD3660P



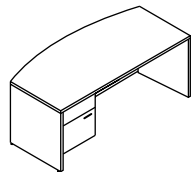
DD3672S
DD3666S
DD3660S



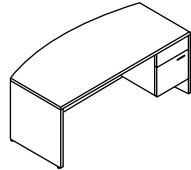
DD3672T
DD3666T
DD3660T



DD3672M
DD3666M
DD3660M



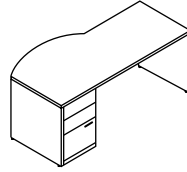
DD3672N
DD3666N
DD3660N



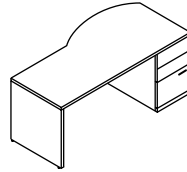
Assembled offset bow front desks

A18

DFL3072S
DFL3066S
DFL3060S



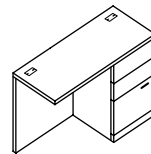
DFR3072T
DFR3066T
DFR3060T



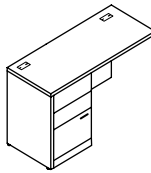
Assembled returns

A19

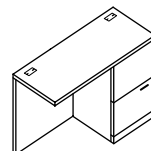
RET2460
RET2454
RET2448
RET2442
RET2436
RET2430
RET2148
RET2142
RET2136
RET2130



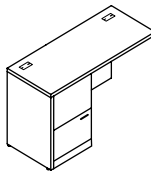
RES2460
RES2454
RES2448
RES2442
RES2436
RES2430
RES2148
RES2142
RES2136
RES2130



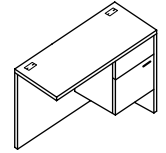
REW2460
REW2454
REW2448
REW2442
REW2436
REW2430
REW2148
REW2142
REW2136
REW2130



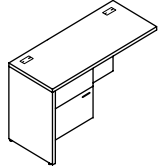
REV2460
REV2454
REV2448
REV2442
REV2436
REV2430
REV2148
REV2142
REV2136
REV2130



REN2460
REN2454
REN2448
REN2442
REN2436
REN2430
REN2148
REN2142
REN2136
REN2130



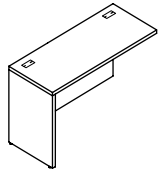
REM2460
REM2454
REM2448
REM2442
REM2436
REM2430
REM2148
REM2142
REM2136
REM2130



Reversible returns

A25

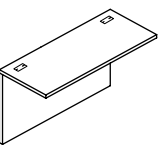
RER2460
RER2454
RER2448
RER2442
RER2436
RER2430
RER2148
RER2142
RER2136
RER2130
RER1836
RER1830



Bridge returns

A26

REB2448
REB2442
REB2436
REB2430
REB2148
REB2142
REB2136
REB2130
REB1848
REB1842
REB1836
REB1830

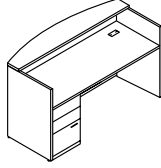


Desks / Tables L- M (cont'd)

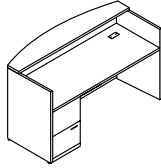
Closed reception desks with curved countertop (left pedestal) A27

DESKS

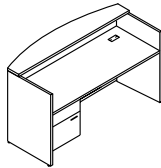
RDS3072
RDS3066



RDV3072
RDV3066

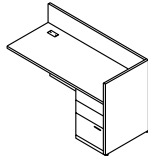


RDM3072
RDM3066

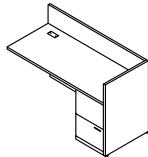


RETURNS

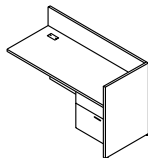
RDRT2460
RDRT2448
RDRT2442



RDRW2460
RDRW2448
RDRW2442



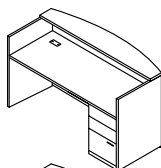
RDRN2460
RDRN2448
RDRN2442



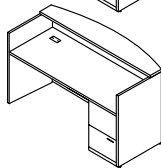
Closed reception desks with curved countertop (right pedestal) A29

DESKS

RDT3072
RDT3066



RDW3072
RDW3066



RDN3072
RDN3066

RETURNS

RDRS2460
RDRS2448
RDRS2442

RDRV2460
RDRV2448
RDRV2442

RDRM2460
RDRM2448
RDRM2442

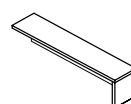
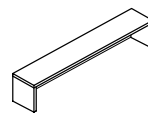
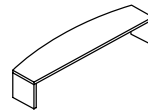
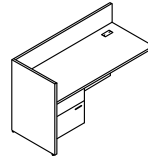
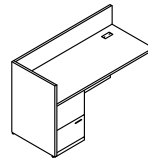
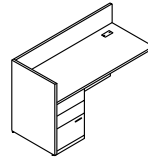
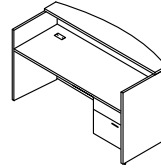
Countertops

RSB1284
RSB1278
RSB1272
RSB1266
RSB1260
RSB1254
RSB1248
RSB1242
RSB1236
RSB1230
RSB1224

RSQ1284
RSQ1278
RSQ1272
RSQ1266
RSQ1260
RSQ1254
RSQ1248
RSQ1242
RSQ1236
RSQ1230
RSQ1224

Countertop extensions

RSR1284
RSR1278
RSR1272
RSR1266
RSR1260
RSR1254



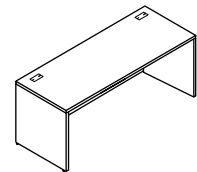
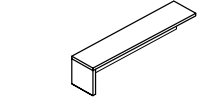
RSR1248
RSR1242
RSR1236
RSR1230
RSR1224

RSL1284
RSL1278
RSL1272
RSL1266
RSL1260
RSL1254
RSL1248
RSL1242
RSL1236
RSL1230
RSL1224

Rectangular tables (full end panels) A33

Ti3684LL
Ti3678LL
Ti3672LL
Ti3666LL
Ti3660LL
Ti3654LL
Ti3648LL
Ti3084LL
Ti3078LL
Ti3072LL
Ti3066LL
Ti3060LL
Ti3054LL
Ti3048LL
Ti3042LL
Ti3036LL
Ti3030LL
Ti3024LL

Ti2484LL
Ti2478LL
Ti2472LL
Ti2466LL
Ti2460LL
Ti2454LL
Ti2448LL
Ti2442LL
Ti2436LL
Ti2430LL
Ti2424LL
Ti2184LL
Ti2178LL
Ti2172LL
Ti2166LL

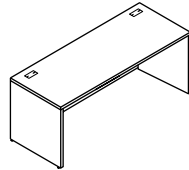


Desks / Tables L- M (cont'd)

Rectangular tables (full end panels) (cont'd)

A35

Ti2160LL
Ti2154LL
Ti2148LL
Ti2142LL
Ti2136LL
Ti2130LL
Ti2124LL



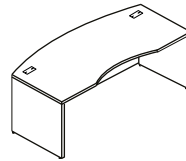
Ti1884LL
Ti1878LL
Ti1872LL
Ti1866LL
Ti1860LL
Ti1854LL
Ti1848LL
Ti1842LL
Ti1836LL
Ti1830LL
Ti1824LL

Ti1878 ...
Ti1872 ...
Ti1866 ...
Ti1860 ...
Ti1854 ...
Ti1848 ...
Ti1842 ...
Ti1836 ...
Ti1830 ...
Ti1824 ...

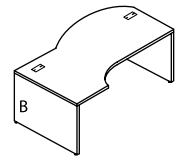
Bow front tables with curved interior access

A38

TC364284LL
TC364272LL
TC303684LL
TC303672LL



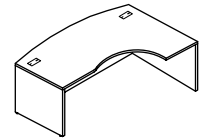
TJR367224
TJR366624
TJR366024



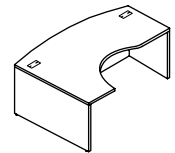
Bow front tables with curved interior access and integrated half return

A42

TCL427224
TCL427221
TCL427218
TCL426618



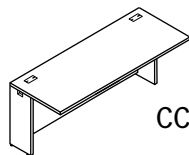
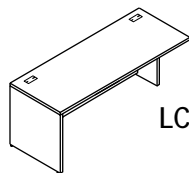
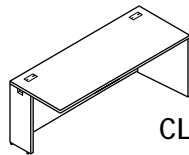
TCR427224
TCR427221
TCR427218
TCR426618



Rectangular tables (recessed end panels)

A36

Ti3084 ...
Ti3078 ...
Ti3072 ...
Ti3066 ...
Ti3060 ...
Ti3054 ...
Ti3048 ...
Ti3042 ...
Ti3036 ...
Ti3030 ...
Ti3024 ...
Ti2484 ...
Ti2478 ...
Ti2472 ...
Ti2466 ...
Ti2460 ...
Ti2454 ...
Ti2448 ...
Ti2442 ...
Ti2436 ...
Ti2430 ...
Ti2424 ...
Ti2184 ...
Ti2178 ...
Ti2172 ...
Ti2166 ...
Ti2160 ...
Ti2154 ...
Ti2148 ...
Ti2142 ...
Ti2136 ...
Ti2130 ...
Ti2124 ...
Ti1884 ...

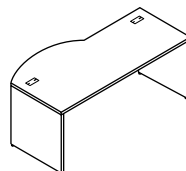


TD364284LL
TD364278LL
TD364272LL
TD303684LL
TD303678LL
TD303672LL
TD303666LL
TD303660LL

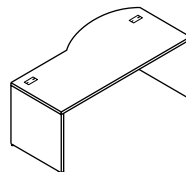
Offset bow front tables

A40

TFL3072
TFL3066
TFL3060



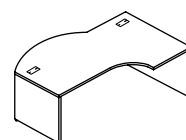
TFR3072
TFR3066
TFR3060



Offset bow front tables with integrated half-return

A41

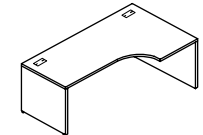
TJL367224
TJL366624
TJL366024



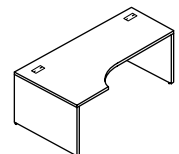
Rectangular tables with integrated half-return

A43

TCOL30488424
TCOL30487824
TCOL30487224
TCOL30486624
TCOL30486024
TCOL30427224
TCOL30426624
TCOL30426024



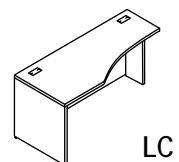
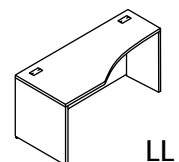
TCOR48308424
TCOR48307824
TCOR48307224
TCOR48306624
TCOR48306024
TCOR42307224
TCOR42306624
TCOR42306024



Connecting tables

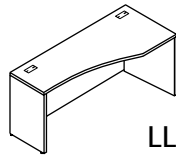
A44

TV36247224 ...
TV36246624 ...
TV36246024 ...
TV30187221 ...
TV30187218 ...
TV30186621 ...
TV30186618 ...
TV30186021 ...
TV30186018 ...
TV30184821 ...
TV30184818 ...
TV24184218 ...

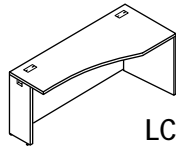


Desks / Tables L- M (cont'd)

TV24367224 ...
 TV24366624 ...
 TV24366024 ...
 TV18307221 ...
 TV18307218 ...
 TV18306621 ...
 TV18306618 ...
 TV18306021 ...
 TV18306018 ...
 TV18304821 ...
 TV18304818 ...
 TV18244218 ...



LL

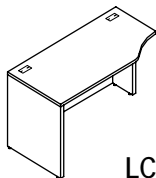


LC

Dual depth tables

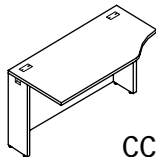
A46

TW302472 ...
 TW302466 ...
 TW302460 ...
 TW302454 ...
 TW302448 ...
 TW302442 ...
 TW302436 ...
 TW302430 ...
 TW302424 ...



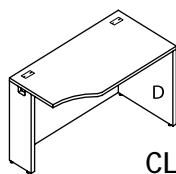
LC

TW241872 ...
 TW241866 ...
 TW241860 ...
 TW241854 ...
 TW241848 ...
 TW241842 ...
 TW241836 ...
 TW241830 ...
 TW241824 ...



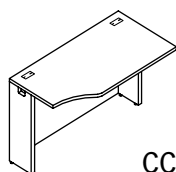
CC

TW211872 ...
 TW211866 ...
 TW211860 ...
 TW211854 ...
 TW211848 ...
 TW211842 ...
 TW211836 ...
 TW211830 ...
 TW211824 ...



CL

TW182472 ...
 TW182466 ...
 TW182460 ...
 TW182454 ...
 TW182448 ...



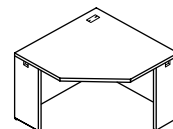
CC

TW182442 ...
 TW182436 ...
 TW182430 ...
 TW182424 ...
 TW182172 ...
 TW182166 ...
 TW182160 ...
 TW182154 ...
 TW182148 ...
 TW182142 ...
 TW182136 ...
 TW182130 ...
 TW182124 ...

90° corner tables

A49

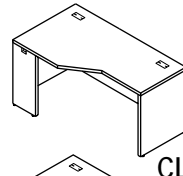
CS3048CC
 CS3042CC
 CS2448CC
 CS2442CC
 CS2436CC
 CS1836CC



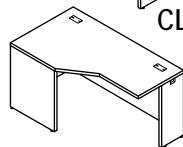
90° right extended corner tables

A50

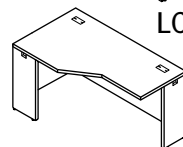
CS24243672 ...
 CS24243666 ...
 CS24243660 ...
 CS21213672 ...
 CS21213666 ...
 CS21213660 ...



CL




LC

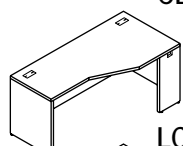


CC

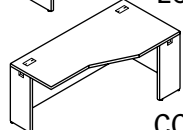
CS24247236 ...
 CS24246636 ...
 CS24246036 ...
 CS21217236 ...
 CS21216636 ...
 CS21216036 ...



CL



LC

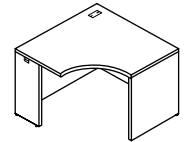


CC

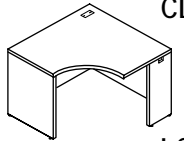
90° corner tables with curved interior access

A52

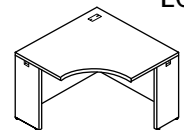
CO30304848 ...
 CO30244848 ...
 CO24304848 ...
 CO24244848 ...
 CO24244242 ...
 CO24243636 ...



CL



LC

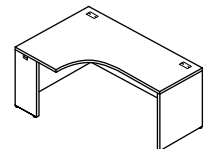


CC

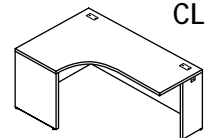
90° right extended corner tables with curved interior access

A53

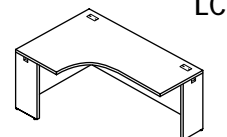
CO30304884 ...
 CO30304878 ...
 CO30304872 ...
 CO30304866 ...
 CO30304860 ...
 CO30244884 ...
 CO30244878 ...
 CO30244872 ...
 CO30244866 ...
 CO30244860 ...
 CO30244284 ...
 CO30244278 ...
 CO30244272 ...
 CO30244266 ...
 CO30244260 ...
 CO30244248 ...



CL



LC



CC

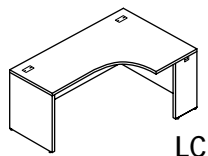
CO24304884 ...
 CO24304878 ...
 CO24304872 ...
 CO24304866 ...
 CO24304860 ...
 CO24244884 ...
 CO24244878 ...
 CO24244872 ...
 CO24244866 ...
 CO24244860 ...
 CO24244284 ...
 CO24244278 ...
 CO24244272 ...
 CO24244266 ...
 CO24244260 ...
 CO24244248 ...

Desks / Tables L- M (cont'd)

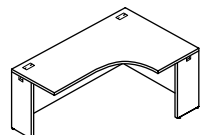
90° left extended corner tables with curved interior access

A55

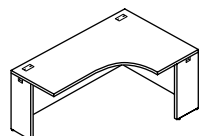
- CO30308448 ...
- CO30307848 ...
- CO30307248 ...
- CO30306648 ...
- CO30306048 ...
- CO30248448 ...
- CO30247848 ...
- CO30247248 ...
- CO30246648 ...
- CO30246048 ...
- CO24308448 ...
- CO24308442 ...
- CO24307848 ...
- CO24307842 ...
- CO24307248 ...
- CO24307242 ...
- CO24306648 ...
- CO24306642 ...
- CO24306048 ...
- CO24306042 ...
- CO24304842 ...
- CO24248448 ...
- CO24248442 ...
- CO24247848 ...
- CO24247842 ...
- CO24247248 ...
- CO24247242 ...
- CO24246648 ...
- CO24246642 ...
- CO24246048 ...
- CO24246042 ...
- CO24244842 ...



LC



CC

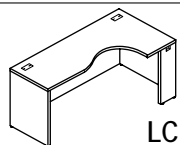


CC

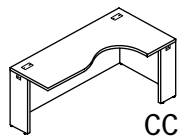
90° extended corner tables with ergonomic interior access

A57

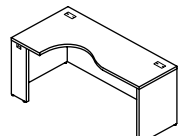
- CE24187236 ...
- CE24186636 ...
- CE24186036 ...
- CE18243672 ...
- CE18243666 ...
- CE18243660 ...



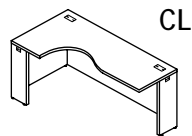
LC



CC



CL

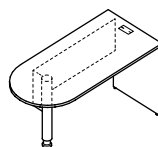


CC

"D" shaped tables with modesty panel (tubular leg)

A58

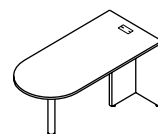
- DM3684A
- DM3678A
- DM3672A
- DM3666A
- DM3084A
- DM3078A
- DM3072A
- DM3066A
- DM3060A
- DM3048A



"D" shaped tables with "T" end panel (tubular leg)

A59

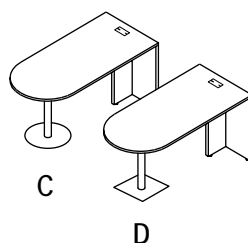
- DT3678B
- DT3672B
- DT3660B
- DT3084B
- DT3078B
- DT3072B
- DT3066B
- DT3060B
- DT3054B
- DT3048B
- DT3042B
- DT2472B
- DT2466B
- DT2460B
- DT2448B



"D" shaped tables with "T" end panel (tubular legs with base plate)

A60

- DT3678 ...
- DT3672 ...
- DT3660 ...
- DT3084 ...
- DT3078 ...
- DT3072 ...
- DT3066 ...
- DT3060 ...
- DT3054 ...
- DT3048 ...
- DT2472 ...
- DT2466 ...
- DT2460 ...
- DT2448 ...



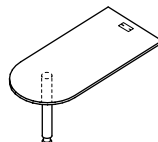
C

D

"D" shaped tables - surface supported (tubular leg)

A61

- DS3672A
- DS3660A
- DS3072A
- DS3066A
- DS3060A
- DS3054A

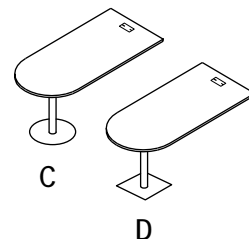


- DS3048A
- DS3042A
- DS3036A
- DS3030A
- DS2472A
- DS2466A
- DS2460A
- DS2454A
- DS2448A
- DS2442A
- DS2436A
- DS2430A

"D" shaped tables - surface supported (tubular leg with base plate)

A62

- DS3672 ...
- DS3660 ...
- DS3072 ...
- DS3066 ...
- DS3060 ...
- DS3054 ...
- DS3048 ...
- DS2472 ...
- DS2466 ...
- DS2460 ...
- DS2454 ...
- DS2448 ...



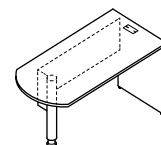
C

D

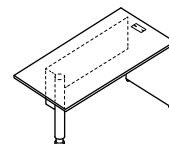
"D" shaped arched or rectangular tables with modesty panel (tubular leg)

A63

- DMA3684A
- DMA3678A
- DMA3672A
- DMA3666A
- DMA3084A
- DMA3078A
- DMA3072A
- DMA3066A
- DMA3060A
- DMA3048A



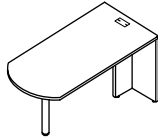
- DMi3684A
- DMi3678A
- DMi3672A
- DMi3666A
- DMi3084A
- DMi3078A
- DMi3072A
- DMi3066A
- DMi3060A
- DMi3048A



Desks / Tables L- M (cont'd)

"D" shaped arched tables with "T" end panel (tubular leg)

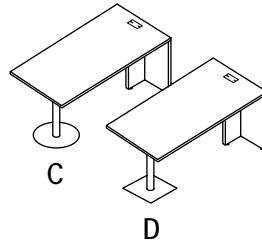
A64



DTA3678B
DTA3672B
DTA3660B
DTA3084B
DTA3078B
DTA3072B
DTA3066B
DTA3060B
DTA3054B
DTA3048B
DTA2472B
DTA2466B
DTA2460B
DTA2448B

"D" shaped rectangular tables with "T" end panel (tubular legs with base plate)

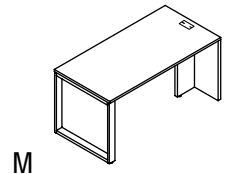
A67



DTi3678 ...
DTi3672 ...
DTi3660 ...
DTi3084 ...
DTi3078 ...
DTi3072 ...
DTi3066 ...
DTi3060 ...
DTi3054 ...
DTi3048 ...
DTi2472 ...
DTi2466 ...
DTi2460 ...
DTi2448 ...

"D" shaped rectangular tables with "T" end panel (double "O" techno base leg)

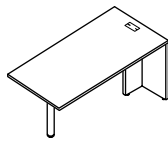
A70



DTi3678M
DTi3672M
DTi3660M
DTi3084M
DTi3078M
DTi3072M
DTi3066M
DTi3060M
DTi3054M
DTi3048M
DTi2472M
DTi2466M
DTi2460M
DTi2448M

"D" shaped rectangular tables with "T" end panel (tubular leg)

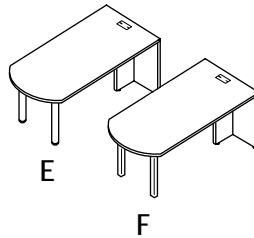
A65



DTi3678B
DTi3672B
DTi3660B
DTi3084B
DTi3078B
DTi3072B
DTi3066B
DTi3060B
DTi3054B
DTi3048B
DTi2472B
DTi2466B
DTi2460B
DTi2448B

"D" shaped arched tables with "T" end panel (tubular legs)

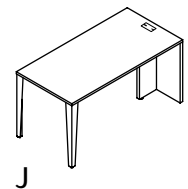
A68



DTA3678 ...
DTA3672 ...
DTA3660 ...
DTA3084 ...
DTA3078 ...
DTA3072 ...
DTA3066 ...
DTA3060 ...
DTA3054 ...
DTA3048 ...
DTA2472 ...
DTA2466 ...
DTA2460 ...
DTA2448 ...

"D" shaped rectangular tables with "T" end panel (folded metal corner legs)

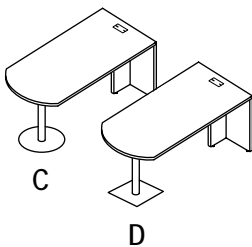
A71



DTi3678J
DTi3672J
DTi3660J
DTi3084J
DTi3078J
DTi3072J
DTi3066J
DTi3060J
DTi3054J
DTi3048J
DTi2472J
DTi2466J
DTi2460J
DTi2448J

"D" shaped arched tables with "T" end panel (tubular legs with base plate)

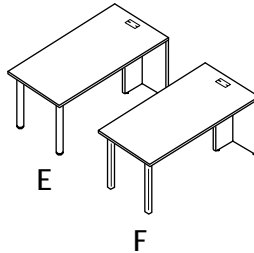
A66



DTA3678 ...
DTA3672 ...
DTA3660 ...
DTA3084 ...
DTA3078 ...
DTA3072 ...
DTA3066 ...
DTA3060 ...
DTA3054 ...
DTA3048 ...
DTA2472 ...
DTA2466 ...
DTA2460 ...
DTA2448 ...

"D" shaped rectangular tables with "T" end panel (tubular legs)


A69



DTi3678 ...
DTi3672 ...
DTi3660 ...
DTi3084 ...
DTi3078 ...
DTi3072 ...
DTi3066 ...
DTi3060 ...
DTi3054 ...
DTi3048 ...
DTi2472 ...
DTi2466 ...
DTi2460 ...
DTi2448 ...

"D" shaped rectangular tables with "T" end panel (angled metal legs)

A72

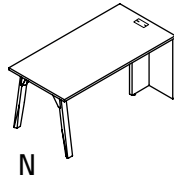


DTi3678K
DTi3672K
DTi3660K
DTi3084K
DTi3078K
DTi3072K
DTi3066K
DTi3060K
DTi3054K
DTi3048K
DTi2472K
DTi2466K
DTi2460K
DTi2448K

Desks / Tables L- M (cont'd)

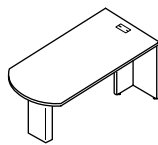
"D" shaped rectangular tables with "T" end panel (angled wood legs) A73

DTi3678N
DTi3672N
DTi3660N
DTi3084N
DTi3078N
DTi3072N
DTi3066N
DTi3060N
DTi3054N
DTi3048N
DTi2472N
DTi2466N
DTi2460N
DTi2448N



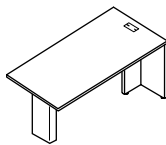
"D" shaped arched tables with "T" end panel (monolithic base) A74

DTA3678G
DTA3672G
DTA3660G
DTA3084G
DTA3078G
DTA3072G
DTA3066G
DTA3060G
DTA3054G
DTA3048G
DTA2472G
DTA2466G
DTA2460G
DTA2448G



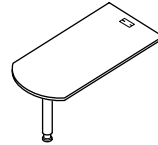
"D" shaped rectangular tables with "T" end panel (monolithic base) A75

DTi3678G
DTi3672G
DTi3660G
DTi3084G
DTi3078G
DTi3072G
DTi3066G
DTi3060G
DTi3054G
DTi3048G
DTi2472G
DTi2466G
DTi2460G
DTi2448G



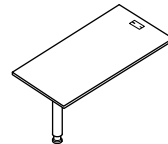
"D" shaped arched tables - surface supported (tubular leg) A76

DSA3672A
DSA3660A
DSA3072A
DSA3066A
DSA3060A
DSA3054A
DSA3048A
DSA3042A
DSA3036A
DSA3030A
DSA2472A
DSA2466A
DSA2460A
DSA2454A
DSA2448A
DSA2442A
DSA2436A
DSA2430A



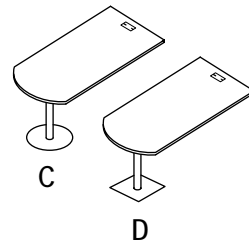
"D" shaped rectangular tables - surface supported (tubular leg) A77

DSi3672A
DSi3660A
DSi3072A
DSi3066A
DSi3060A
DSi3054A
DSi3048A
DSi3042A
DSi3036A
DSi3030A
DSi2472A
DSi2466A
DSi2460A
DSi2454A
DSi2448A
DSi2442A
DSi2436A
DSi2430A



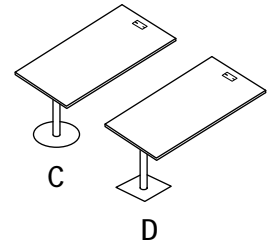
"D" shaped arched tables - surface supported (tubular leg with base plate) A78

DSA3672 ...
DSA3660 ...
DSA3072 ...
DSA3066 ...
DSA3060 ...
DSA3054 ...
DSA3048 ...
DSA2472 ...
DSA2466 ...
DSA2460 ...
DSA2454 ...
DSA2448 ...



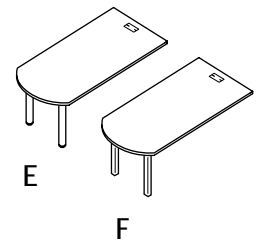
"D" shaped rectangular tables - surface supported (tubular leg with base plate) A79

DSi3672 ...
DSi3660 ...
DSi3072 ...
DSi3066 ...
DSi3060 ...
DSi3054 ...
DSi3048 ...
DSi2472 ...
DSi2466 ...
DSi2460 ...
DSi2454 ...
DSi2448 ...



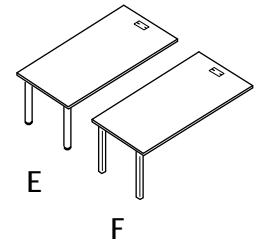
"D" shaped arched tables - surface mounted (tubular legs) A80

DSA3672 ...
DSA3660 ...
DSA3072 ...
DSA3066 ...
DSA3060 ...
DSA3054 ...
DSA3048 ...
DSA3042 ...
DSA2472 ...
DSA2466 ...
DSA2460 ...
DSA2454 ...
DSA2448 ...
DSA2442 ...



"D" shaped rectangular tables - Surface mounted (tubular legs) A81

DSi3672 ...
DSi3660 ...
DSi3072 ...
DSi3066 ...
DSi3060 ...
DSi3054 ...
DSi3048 ...
DSi3042 ...
DSi2472 ...
DSi2466 ...
DSi2460 ...
DSi2454 ...
DSi2448 ...
DSi2442 ...

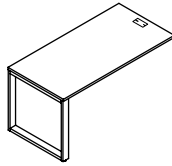


Desks / Tables L- M (cont'd)

"D" shaped rectangular tables - Surface mounted (double "O" techno base) A82

DSi3672M
DSi3660M
DSi3072M
DSi3066M
DSi3060M
DSi3054M
DSi3048M
DSi3042M
DSi2472M
DSi2466M
DSi2460M
DSi2454M
DSi2448M

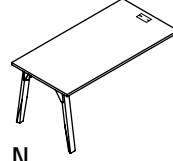
M



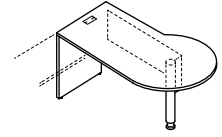
"D" shaped rectangular tables - surface mounted (angled wood legs) A85

DSi3678N
DSi3672N
DSi3660N
DSi3084N
DSi3078N
DSi3072N
DSi3066N
DSi3060N
DSi3054N
DSi3048N
DSi2472N
DSi2466N
DSi2460N
DSi2448N

N



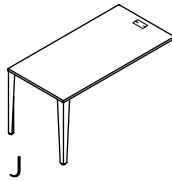
PMR364284
PMR364278
PMR364272
PMR303684
PMR303678
PMR303672
PMR303666
PMR303660



"D" shaped rectangular tables - surface mounted (folded metal corner legs) A83

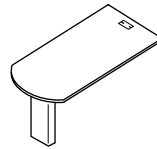
DSi3672J
DSi3660J
DSi3072J
DSi3066J
DSi3060J
DSi3054J
DSi3048J
DSi3042J
DSi2472J
DSi2466J
DSi2460J
DSi2454J
DSi2448J
DSi2442J

J



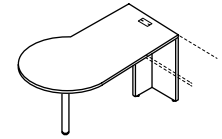
"D" shaped arched tables - surface mounted (monolithic base) A86

DSA3672G
DSA3660G
DSA3072G
DSA3066G
DSA3060G
DSA3054G
DSA3048G
DSA2472G
DSA2466G
DSA2460G
DSA2454G
DSA2448G

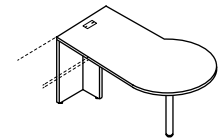


"P" shaped tables with "T" end panel (tubular leg) A89

PTL303672
PTL303666
PTL303660

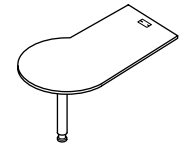


PTR303672
PTR303666
PTR303660

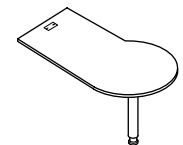


"P" shaped tables - surface supported (tubular leg) A90

PSL303672
PSL303666
PSL303660
PSL243060
PSL243054
PSL243048




PSR303672
PSR303666
PSR303660
PSR243060
PSR243054
PSR243048



"D" shaped rectangular tables - surface mounted (angled metal legs) A84

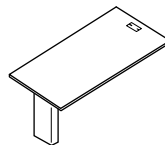
DSi3672K
DSi3660K
DSi3072K
DSi3066K
DSi3060K
DSi3054K
DSi3048K
DSi3042K
DSi2472K
DSi2466K
DSi2460K
DSi2454K
DSi2448K
DSi2442K

K



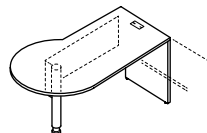
"D" shaped rectangular tables - surface mounted (monolithic base) A87

DSi3672G
DSi3660G
DSi3072G
DSi3066G
DSi3060G
DSi3054G
DSi3048G
DSi2472G
DSi2466G
DSi2460G
DSi2454G
DSi2448G



"P" shaped tables with modesty panel (tubular leg) A88

PML364284
PML364278
PML364272
PML303684
PML303678
PML303672
PML303666
PML303660

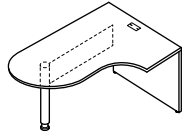


Desks / Tables L- M (cont'd)

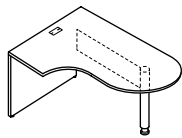
**"L" shaped tables with
modesty panel (tubular leg)**

A91

LML54368424
LML54367824
LML54367224
LML48308424
LML48307824
LML48307224
LML48306624
LML48306024
LML42307224
LML42306624
LML42306024



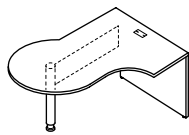
LMR54368424
LMR54367824
LMR54367224
LMR48308424
LMR48307824
LMR48307224
LMR48306624
LMR48306024
LMR42307224
LMR42306624
LMR42306024



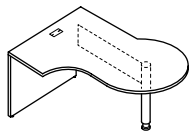
**"PL" shaped tables with
modesty panel (tubular leg)**

A92

PLL487224
PLL487218
PLL486624
PLL486618
PLL486024
PLL486018
PLL427224
PLL427218
PLL426624
PLL426618
PLL426024
PLL426018



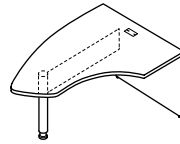
PLR487224
PLR487218
PLR486624
PLR486618
PLR486024
PLR486018
PLR427224
PLR427218
PLR426624
PLR426618
PLR426024
PLR426018



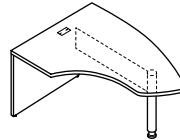
**"shark" tables with
modesty panel (tubular leg)**

A93

SHL487824
SHL427224
SHL426624
SHL426618
SHL426018
SHL366618
SHL366018



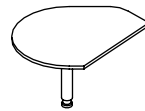
SHR487824
SHR427224
SHR426624
SHR426618
SHR426018
SHR366618
SHR366018



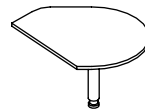
**"teardrop" end surfaces
(tubular leg)**

A94

XTL36
XTL30
XTL24



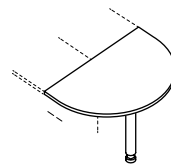
XTR36
XTR30
XTR24



**Shared meeting surfaces
(tubular leg)**

A95

XC60
XC54
XC48

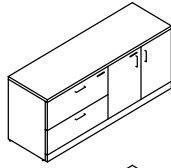


Storage

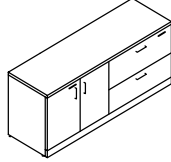
Assembled credenzas - 29" H.

B02

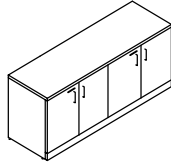
CZFD247229
CZFD246029
CZFD217229
CZFD216029



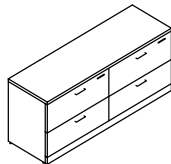
CZDF247229
CZDF246029
CZDF217229
CZDF216029



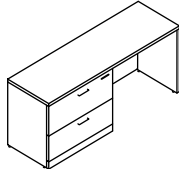
CZDD247229
CZDD246029
CZDD217229
CZDD216029



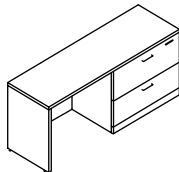
CZFF247229
CZFF246029
CZFF217229
CZFF216029



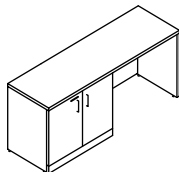
CZFO247229
CZFO246029
CZFO217229
CZFO216029



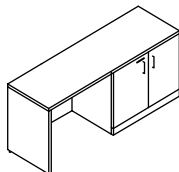
CZOF247229
CZOF246029
CZOF217229
CZOF216029



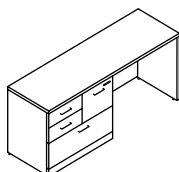
CZDO247229
CZDO246029
CZDO217229
CZDO216029



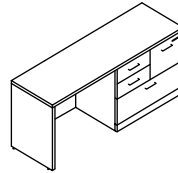
CZOD247229
CZOD246029
CZOD217229
CZOD216029



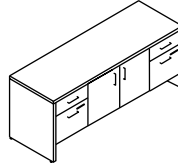
CZCO247229
CZCO246029
CZCO217229
CZCO216029



CZOC247229
CZOC246029
CZOC217229
CZOC216029



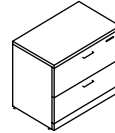
CZC247229
CZC246029
CZC217229
CZC216029



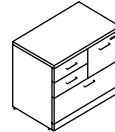
Storage units - 29" H.

B07

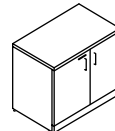
SFF243629
SFF243029
SFF213629
SFF213029



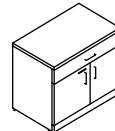
SUUFF243629
SUUFF243029
SUUFF213629
SUUFF213029



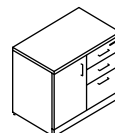
SDD243629
SDD243029
SDD213629
SDD213029



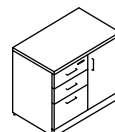
SBDD243629
SBDD243029
SBDD213629
SBDD213029



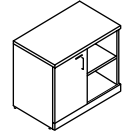
SDUUF243629
SDUUF243029
SDUUF213629
SDUUF213029



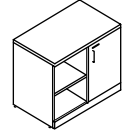
SUUF243629
SUUF243029
SUUF213629
SUUF213029



SDO243629
SDO243029
SDO213629
SDO213029



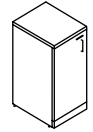
SOD243629
SOD243029
SOD213629
SOD213029



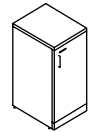
Single cabinets

B11

SDL241850
SDL241841
SDL241835
SDL241829
SDL241241
SDL211850
SDL211841
SDL211835
SDL211829
SDL211241



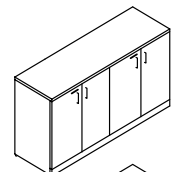
SDR241850
SDR241841
SDR241835
SDR241829
SDR241241
SDR211850
SDR211841
SDR211835
SDR211829
SDR211241



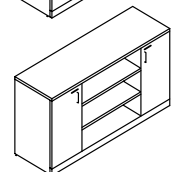
Assembled credenzas - 35" H.

B13

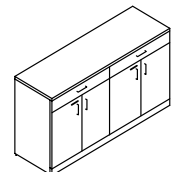
CZ4D247235
CZ4D246035
CZ4D217235
CZ4D216035



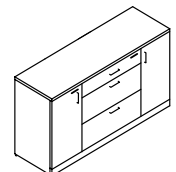
CZDOD247235
CZDOD246035
CZDOD217235
CZDOD216035



CZ2B4D247235
CZ2B4D246035
CZ2B4D217235
CZ2B4D216035



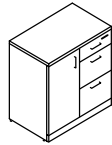
CZDUFFD247235
CZDUFFD246035
CZDUFFD217235
CZDUFFD216035



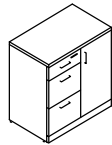
Storage (cont'd)

Storage units - 35" H.

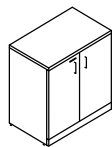
SDUFF243635
SDUFF243035
SDUFF213635
SDUFF213035



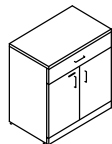
SUFFD243635
SUFFD243035
SUFFD213635
SUFFD213035



SDD243635
SDD243035
SDD213635
SDD213035

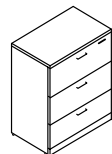


SUDD243635
SUDD243035
SUDD213635
SUDD213035

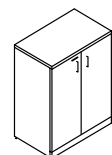


Storage units - 41" H.

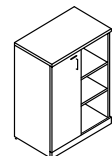
SFFF243641
SFFF243041
SFFF213641
SFFF213041



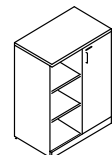
SDD243641
SDD243041
SDD213641
SDD213041



SDO243641
SDO243041
SDO213641
SDO213041



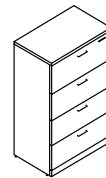
SOD243641
SOD243041
SOD213641
SOD213041



B15

Lateral file cabinets with 4 drawers - 53" H.

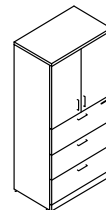
S4F243653
S4F243053
S4F213653
S4F213053



B19

Combined storage units - 72" and 66" H. B20

SDD3F243672
SDD3F243072
SDD3F213672
SDD3F213072
SDD3F243666
SDD3F243066
SDD3F213666
SDD3F213066



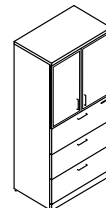
Combined storage units with aluminum framed doors - 72" and 66" H.

B21

CONTEMPORARY FRAME

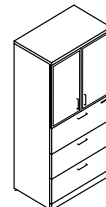
LAMINATE

SDDM3F243672
SDDM3F243072
SDDM3F213672
SDDM3F213072
SDDM3F243666
SDDM3F243066
SDDM3F213666
SDDM3F213066



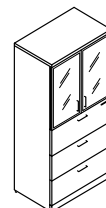
GLOSS WHITE

SDDL3F243672
SDDL3F243072
SDDL3F213672
SDDL3F213072
SDDL3F243666
SDDL3F243066
SDDL3F213666
SDDL3F213066



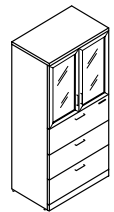
ACRYLIC

SDDGiC3F243672
SDDGiC3F243072
SDDGiC3F213672
SDDGiC3F213072
SDDGiC3F243666
SDDGiC3F243066
SDDGiC3F213666
SDDGiC3F213066



TRADITIONAL FRAME

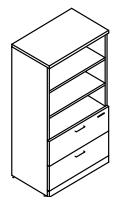
SDDGiA3F243672
SDDGiA3F243072
SDDGiA3F213672
SDDGiA3F213072
SDDGiA3F243666
SDDGiA3F243066
SDDGiA3F213666
SDDGiA3F213066



Combined storage units - 72", 66" and 50" H.

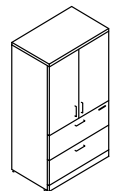
B23

SOFF243672
SOFF243072
SOFF213672
SOFF213072
SOFF243666
SOFF243066
SOFF213666
SOFF213066
SOFF243650
SOFF243050
SOFF213650
SOFF213050



Combined storage units - 72" and 66" H. B24

SDDFF243672
SDDFF243072
SDDFF213672
SDDFF213072
SDDFF243666
SDDFF243066
SDDFF213666
SDDFF213066



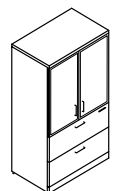
Combined storage units with aluminum framed doors - 72" and 66" H.

B25

CONTEMPORARY FRAME

LAMINATE

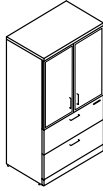
SDDMFF243672
SDDMFF243072
SDDMFF213672
SDDMFF213072
SDDMFF243666
SDDMFF243066
SDDMFF213666
SDDMFF213066



Storage (cont'd)


GLOSS WHITE

- SDDLFF243672
- SDDLFF243072
- SDDLFF213672
- SDDLFF213072
- SDDLFF243666
- SDDLFF243066
- SDDLFF213666
- SDDLFF213066



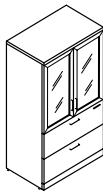
ACRYLIC

- SDDGICFF243672
- SDDGICFF243072
- SDDGICFF213672
- SDDGICFF213072
- SDDGICFF243666
- SDDGICFF243066
- SDDGICFF213666
- SDDGICFF213066



TRADITIONAL FRAME

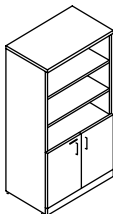
- SDDGIAFF243672
- SDDGIAFF243072
- SDDGIAFF213672
- SDDGIAFF213072
- SDDGIAFF243666
- SDDGIAFF243066
- SDDGIAFF213666
- SDDGIAFF213066



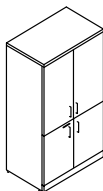
Combined storage units -
72", 66" and 50" H.

B27

- SODD243672
- SODD243072
- SODD213672
- SODD213072
- SODD243666
- SODD243066
- SODD213666
- SODD213066
- SODD243650
- SODD243050
- SODD213650
- SODD213050



- S4D243672
- S4D243072
- S4D213672
- S4D213072
- S4D243666
- S4D243066
- S4D213666
- S4D213066



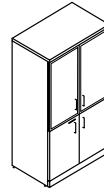
Combined storage units with aluminum
framed doors - 72", 66" and 50" H.

B29

CONTEMPORARY FRAME

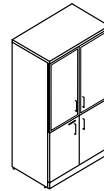
LAMINATE

- SDDMDD243672
- SDDMDD243072
- SDDMDD213672
- SDDMDD213072
- SDDMDD243666
- SDDMDD243066
- SDDMDD213666
- SDDMDD213066



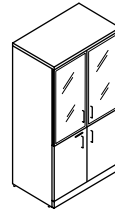
GLOSS WHITE

- SDDLDD243672
- SDDLDD243072
- SDDLDD213672
- SDDLDD213072
- SDDLDD243666
- SDDLDD243066
- SDDLDD213666
- SDDLDD213066



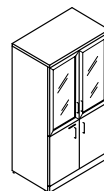
ACRYLIC

- SDDGICDD243672
- SDDGICDD243072
- SDDGICDD213672
- SDDGICDD213072
- SDDGICDD243666
- SDDGICDD243066
- SDDGICDD213666
- SDDGICDD213066



TRADITIONAL FRAME

- SDDGIADD243672
- SDDGIADD243072
- SDDGIADD213672
- SDDGIADD213072
- SDDGIADD243666
- SDDGIADD243066
- SDDGIADD213666
- SDDGIADD213066


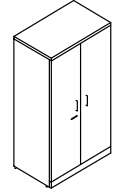


Cabinets - 72", 66" and 50" H.
(laminated doors)

B31

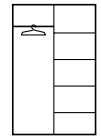
SHELVES

- SDD243672
- SDD243072
- SDD213672
- SDD213072
- SDD243666
- SDD243066
- SDD213666
- SDD213066
- SDD243650
- SDD243050
- SDD213650
- SDD213050



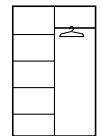
WARDROBE ON THE LEFT

- SWD243672
- SWD243072
- SWD213672
- SWD213072
- SWD243666
- SWD243066
- SWD213666
- SWD213066



WARDROBE ON THE RIGHT

- SDW243672
- SDW243072
- SDW213672
- SDW213072
- SDW243666
- SDW243066
- SDW213666
- SDW213066




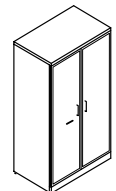
Cabinets - 72", 66" and 50" H.
("contemporary" laminate aluminum
frame or h-gloss white interior panel)

B33

LAMINATE

SHELVES

- SDDM243672
- SDDM243072
- SDDM213672
- SDDM213072
- SDDM243666
- SDDM243066
- SDDM213666
- SDDM213066
- SDDM243650
- SDDM243050
- SDDM213650
- SDDM213050

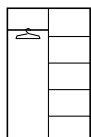


Storage (cont'd)

Cabinets - 72", 66" and 50" H.
("contemporary" laminate aluminum frame
or h-gloss white interior panel) (cont'd) **B33**

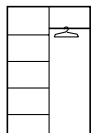
WARDROBE ON THE LEFT

- SWDM243672
- SWDM243072
- SWDM213672
- SWDM213072
- SWDM243666
- SWDM243066
- SWDM213666
- SWDM213066



WARDROBE ON THE RIGHT

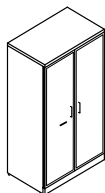
- SDWM243672
- SDWM243072
- SDWM213672
- SDWM213072
- SDWM243666
- SDWM243066
- SDWM213666
- SDWM213066



GLOSS WHITE

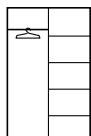
SHELVES

- SDDL243672
- SDDL243072
- SDDL213672
- SDDL213072
- SDDL243666
- SDDL243066
- SDDL213666
- SDDL213066
- SDDL243650
- SDDL243050
- SDDL213650
- SDDL213050



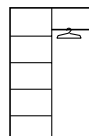
WARDROBE ON THE LEFT

- SWDL243672
- SWDL243072
- SWDL213672
- SWDL213072
- SWDL243666
- SWDL243066
- SWDL213666
- SWDL213066



WARDROBE ON THE RIGHT

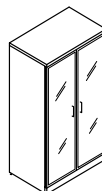
- SDWL243672
- SDWL243072
- SDWL213672
- SDWL213072
- SDWL243666
- SDWL243066
- SDWL213666
- SDWL213066



Cabinets - 72", 66" dans 50" H.
("contemporary" aluminum frame
with acrylic interior panel) **B35**

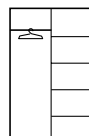
SHELVES

- SDDGiC243672
- SDDGiC243072
- SDDGiC213672
- SDDGiC213072
- SDDGiC243666
- SDDGiC243066
- SDDGiC213666
- SDDGiC213066
- SDDGiC243650
- SDDGiC243050
- SDDGiC213650
- SDDGiC213050



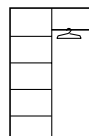
WARDROBE ON THE LEFT

- SDWGiC243672
- SDWGiC243072
- SDWGiC213672
- SDWGiC213072
- SDWGiC243666
- SDWGiC243066
- SDWGiC213666
- SDWGiC213066



WARDROBE ON THE RIGHT

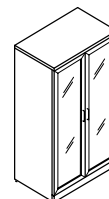
- SDWGiC243672
- SDWGiC243072
- SDWGiC213672
- SDWGiC213072
- SDWGiC243666
- SDWGiC243066
- SDWGiC213666
- SDWGiC213066



Cabinets - 72", 66" and 50" H.
("traditional aluminum frame
with acrylic interior panel) **B37**

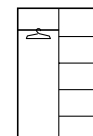
SHELVES

- SDDGiA243672
- SDDGiA243072
- SDDGiA213672
- SDDGiA213072
- SDDGiA243666
- SDDGiA243066
- SDDGiA213666
- SDDGiA213066
- SDDGiA243650
- SDDGiA243050
- SDDGiA213650
- SDDGiA213050



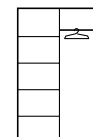
WARDROBE ON THE LEFT

- SDWGiA243672
- SDWGiA243072
- SDWGiA213672
- SDWGiA213072
- SDWGiA243666
- SDWGiA243066
- SDWGiA213666
- SDWGiA213066



WARDROBE ON THE RIGHT


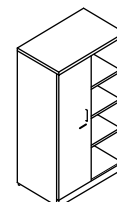
- SDWGiA243672
- SDWGiA243072
- SDWGiA213672
- SDWGiA213072
- SDWGiA243666
- SDWGiA243066
- SDWGiA213666
- SDWGiA213066



Left single door cabinets -
72", 66" and 50" H. **B39**

SHELVES

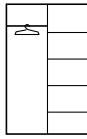
- SDO243672
- SDO243072
- SDO213672
- SDO213072
- SDO243666
- SDO243066
- SDO213666
- SDO213066
- SDO243650
- SDO243050
- SDO213650
- SDO213050



Storage (cont'd)

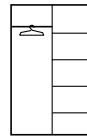
WARDROBE ON THE LEFT

SWO243672
SWO243072
SWO213672
SWO213072
SWO243666
SWO243066
SWO213666
SWO213066



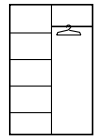
WARDROBE ON THE LEFT

SWOM243672
SWOM243072
SWOM213672
SWOM213072
SWOM243666
SWOM243066
SWOM213666
SWOM213066



WARDROBE ON THE RIGHT

SOWM243672
SOWM243072
SOWM213672
SOWM213072
SOWM243666
SOWM243066
SOWM213666
SOWM213066

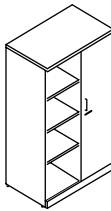


Right single door cabinets - 72", 66" and 50" H.

B41

SHELVES


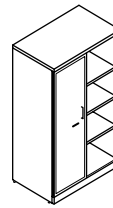
SOD243672
SOD243072
SOD213672
SOD213072
SOD243666
SOD243066
SOD213666
SOD213066
SOD243650
SOD243050
SOD213650
SOD213050



GLOSS WHITE

SHELVES

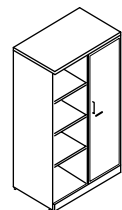
SDOL243672
SDOL243072
SDOL213672
SDOL213072
SDOL243666
SDOL243066
SDOL213666
SDOL213066
SDOL243650
SDOL243050
SDOL213650
SDOL213050



GLOSS WHITE

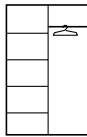
SHELVES

SODL243672
SODL243072
SODL213672
SODL213072
SODL243666
SODL243066
SODL213666
SODL213066
SODL243650
SODL243050
SODL213650
SODL213050



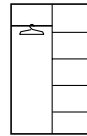
WARDROBE ON THE RIGHT

SOW243672
SOW243072
SOW213672
SOW213072
SOW243666
SOW243066
SOW213666
SOW213066



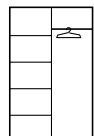
WARDROBE ON THE LEFT

SWOL243672
SWOL243072
SWOL213672
SWOL213072
SWOL243666
SWOL243066
SWOL213666
SWOL213066



WARDROBE ON THE RIGHT

SOWL243672
SOWL243072
SOWL213672
SOWL213072
SOWL243666
SOWL243066
SOWL213666
SOWL213066


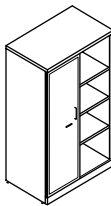


Left single door cabinets - 72", 66" and 50" H. ("contemporary" aluminum frame laminate or h-gloss white interior panel) B43

LAMINATE

SHELVES

SDOM243672
SDOM243072
SDOM213672
SDOM213072
SDOM243666
SDOM243066
SDOM213666
SDOM213066
SDOM243650
SDOM243050
SDOM213650
SDOM213050


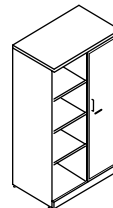


Right single door cabinets - 72", 66" and 50" H. ("contemporary" aluminum frame laminate or h-gloss white interior panel) B45

LAMINATE

SHELVES


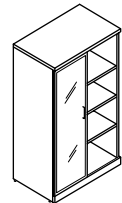
SODM243672
SODM243072
SODM213672
SODM213072
SODM243666
SODM243066
SODM213666
SODM213066
SODM243650
SODM243050
SODM213650
SODM213050



Left single door cabinets - 72", 66" and 50" H. ("contemporary" aluminum frame with acrylic interior panel) B47

SHELVES

SDOGiC243672
SDOGiC243072
SDOGiC213672
SDOGiC213072
SDOGiC243666
SDOGiC243066
SDOGiC213666
SDOGiC213066
SDOGiC243650
SDOGiC243050
SDOGiC213650
SDOGiC213050

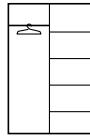


Storage (cont'd)

Left single door cabinets - 72", 66" and 50" H. ("contemporary" aluminum frame with acrylic interior panel) **B47**

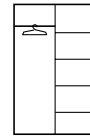
WARDROBE ON THE LEFT

SWOGiC243672
SWOGiC243072
SWOGiC213672
SWOGiC213072
SWOGiC243666
SWOGiC243066
SWOGiC213666
SWOGiC213066



WARDROBE ON THE LEFT

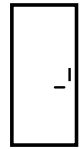
SWOGiA243672
SWOGiA243072
SWOGiA213672
SWOGiA213072
SWOGiA243666
SWOGiA243066
SWOGiA213666
SWOGiA213066



CONTEMPORARY FRAME

LAMINATE

SDML242472
SDML212472
SDML242466
SDML212466




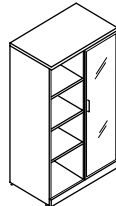
GLOSS WHITE

SDLL242472
SDLL212472
SDLL242466
SDLL212466

Right single door cabinets - 72", 66" and 50" H. ("contemporary" aluminum frame with acrylic interior panel) **B49**

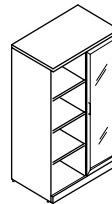
SHELVES

SODGiC243672
SODGiC243072
SODGiC213672
SODGiC213072
SODGiC243666
SODGiC243066
SODGiC213666
SODGiC213066
SODGiC243650
SODGiC243050
SODGiC213650
SODGiC213050



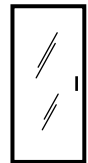
SHELVES

SODGiA243672
SODGiA243072
SODGiA213672
SODGiA213072
SODGiA243666
SODGiA243066
SODGiA213666
SODGiA213066
SODGiA243650
SODGiA243050
SODGiA213650
SODGiA213050



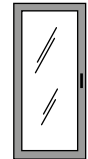
ACRYLIC

SDGiCL242472
SDGiCL212472
SDGiCL242466
SDGiCL212466



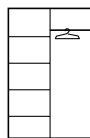
TRADITIONAL FRAME

SDGiAL242472
SDGiAL212472
SDGiAL242466
SDGiAL212466



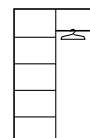
WARDROBE ON THE RIGHT

SOWGiC243672
SOWGiC243072
SOWGiC213672
SOWGiC213072
SOWGiC243666
SOWGiC243066
SOWGiC213666
SOWGiC213066



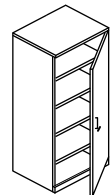
WARDROBE ON THE RIGHT

SOWGiA243672
SOWGiA243072
SOWGiA213672
SOWGiA213072
SOWGiA243666
SOWGiA243066
SOWGiA213666
SOWGiA213066



Single door cabinets with shelves - right **B58**

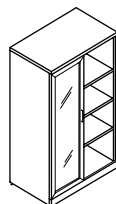
SDR242472
SDR212472
SDR242466
SDR212466
SDR241866
SDR211866
SDR241854
SDR211854
SDR241254
SDR211254



Left single door cabinets - 72", 66" and 50" H. ("traditional" aluminum frame with acrylic interior panel) **B51**

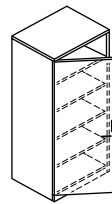
SHELVES

SDOGiA243672
SDOGiA243072
SDOGiA213672
SDOGiA213072
SDOGiA243666
SDOGiA243066
SDOGiA213666
SDOGiA213066
SDOGiA243650
SDOGiA243050
SDOGiA213650
SDOGiA213050



Single door cabinets with shelves - left **B55**

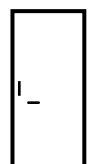
SDL242472
SDL212472
SDL242466
SDL212466
SDL241866
SDL211866
SDL241854
SDL211854
SDL241254
SDL211254



CONTEMPORARY FRAME

LAMINATE

SDMR242472
SDMR212472
SDMR242466
SDMR212466



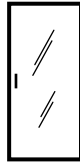
GLOSS WHITE

SDLR242472
SDLR212472
SDLR242466
SDLR212466

Storage (cont'd)

ACRYLIC

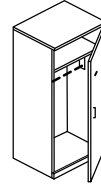
SDGiCR242472
SDGiCR212472
SDGiCR242466
SDGiCR212466



Single door cabinets with wardrobe - right

B63

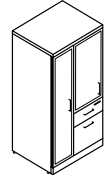
SWR242472
SWR212472
SWR242466
SWR212466
SWR241866
SWR211866
SWR241854
SWR211854
SWR241254
SWR211254



Combined storage units 50" H. ("contemporary" aluminum frame - laminate or h-gloss white interior panel) B66

LAMINATE

SWDUFM242450
SWDUFM212450

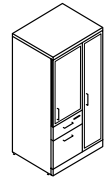


GLOSS WHITE

SWDUFL242450
SWDUFL212450

LAMINATE

SDUFWM242450
SDUFWM212450

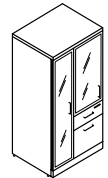


GLOSS WHITE

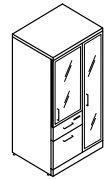
SDUFWL242450
SDUFWL212450

Combined storage units 50" H. ("contemporary" aluminum frame - acrylic interior panel) B67

SWDUGiC242450
SWDUGiC212450

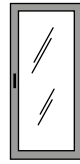


SDUFWGiC242450
SDUFWGiC212450



TRADITIONAL FRAME

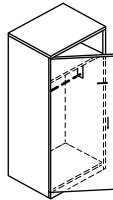
SDGiAR242472
SDGiAR212472
SDGiAR242466
SDGiAR212466



Single door cabinets with wardrobe - left

B61

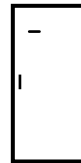
SWL242472
SWL212472
SWL242466
SWL212466
SWL241866
SWL211866
SWL241854
SWL211854
SWL241254
SWL211254



CONTEMPORARY FRAME

LAMINATE

SWMR242472
SWMR212472
SWMR242466
SWMR212466



GLOSS WHITE

SWLR242472
SWLR212472
SWLR242466
SWLR212466

CONTEMPORARY FRAME

LAMINATE

SWML242472
SWML212472
SWML242466
SWML212466

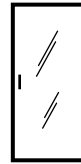


GLOSS WHITE

SWLL242472
SWLL212472
SWLL242466
SWLL212466

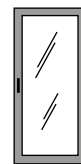
ACRYLIC

SWGiCR242472
SWGiCR212472
SWGiCR242466
SWGiCR212466



TRADITIONAL FRAME

SWGiAR242472
SWGiAR212472
SWGiAR242466
SWGiAR212466



ACRYLIC

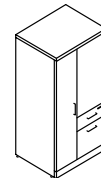
SWGiCL242472
SWGiCL212472
SWGiCL242466
SWGiCL212466



Combined storage units 50" H.

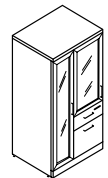
B65

SWDUF242450
SWDUF212450



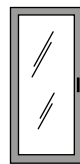
Combined storage units 50" H. ("traditional" aluminum frame - acrylic interior panel) B68

SWDUGiA242450
SWDUGiA212450

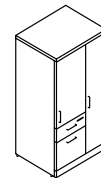


TRADITIONAL FRAME

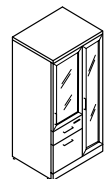
SWGiAL242472
SWGiAL212472
SWGiAL242466
SWGiAL212466



SDUFW242450
SDUFW212450



SDUFWGiA242450
SDUFWGiA212450

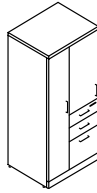


Storage (cont'd)

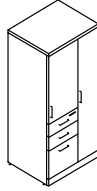
Combined storage units 66" H.

B69

SWDUUF242466
SWDUUF212466



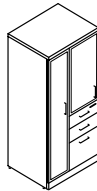
SDUUFW242466
SDUUFW212466



Combined storage units 66" H.
("contemporary" aluminum frame -
laminate or h-gloss white interior panel) B70

LAMINATE

SWDUUFM242466
SWDUUFM212466

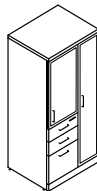


GLOSS WHITE

SWDUUFL242466
SWDUUFL212466

LAMINATE

SDUUFWM242466
SDUUFWM212466



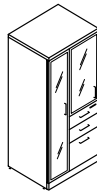
GLOSS WHITE

SDUUFWL242466
SDUUFWL212466

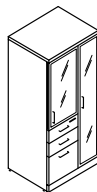
Combined storage units 66" H.
("contemporary" aluminum frame -
acrylic interior panel) B71

B71

SWDUUFGiC242466
SWDUUFGiC212466



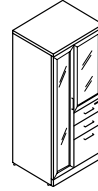
SDUUFWGiC242466
SDUUF WGiC212466



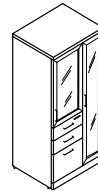
Combined storage units 66" H.
("traditional" aluminum frame -
acrylic interior panel) B72

B72

SWDUUFGiA242466
SWDUUFGiA212466



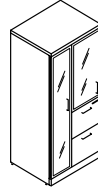
SDUUFWGiA242466
SDUUFWGiA212466



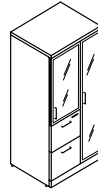
Combined storage units 66" H.
("contemporary" aluminum frame -
acrylic interior panel) B75

B75

SWDFFGiC242466
SWDFFGiC212466



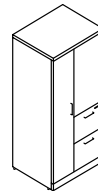
SDFFWGiC242466
SDFFWGiC212466



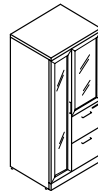
Combined storage units 66" H.

B73

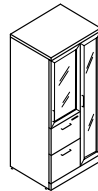
SWDFF242466
SWDFF212466



SWDFFGiA242466
SWDFFGiA212466



SDFFWGiA242466
SDFFWGiA212466

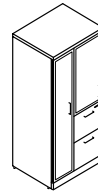


Combined storage units 66" H.
("contemporary" aluminum frame -
laminate or h-gloss white interior panel) B74

B74

LAMINATE

SWDFFM242466
SWDFFM212466

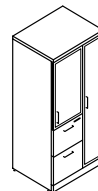


GLOSS WHITE

SWDFFL242466
SWDFFL212466

LAMINATE

SDFFWM242466
SDFFWM212466



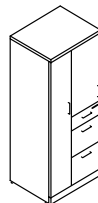
GLOSS WHITE

SDFFWL242466
SDFFWL212466

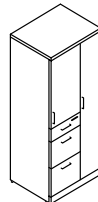
Combined storage 72" H.

B77

SWDUFF242472
SWDUFF212472



SDUUFF242472
SDUUFF212472

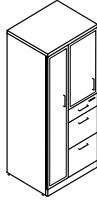


Storage (cont'd)

Combined storage 72" H.
("contemporary" aluminum frame -
laminate or h-gloss white interior panel) **B78**

LAMINATE

SWDUFFM242472
SWDUFFM212472

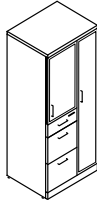


GLOSS WHITE

SWDUFFL242472
SWDUFFL212472

LAMINATE

SDUFFWM242472
SDUFFWM212472

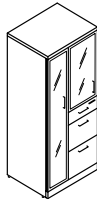


GLOSS WHITE

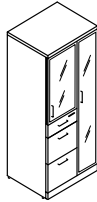
SDUFFWL242472
SDUFFWL212472

Combined storage units 72" H.
("contemporary" aluminum frame -
acrylic interior panel) **B79**

SWDUFFGiC242472
SWDUFFGiC212472

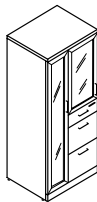


SDUFFWGiC242472
SDUFFWGiC212472

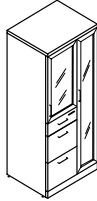


Combined storage units 72" H.
("traditional" aluminum frame -
acrylic interior panel) **B80**

SWDUFFGiA242472
SWDUFFGiA212472



SDUFFWGiA242472
SDUFFWGiA212472



2 -way cabinets - 66" and 50" H.

SOUUFL241866
SOUUFL211866
SOUUFL241850
SOUUFL211850

SOUUFR241866
SOUUFR211866
SOUUFR241850
SOUUFR211850

SOFFL241866
SOFFL211866
SOFFL241850
SOFFL211850

SOFFR241866
SOFFR211866
SOFFR241850
SOFFR211850

2-way cabinets - 50" H.

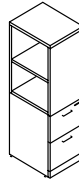
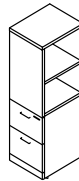
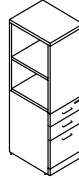
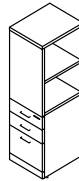
SOUFL241850
SOUFL211850

SOUFR241850
SOUFR211850

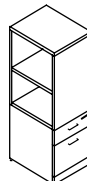
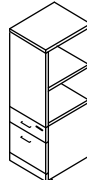
Tackboards

BTL1735
BTL1726
BTL1720

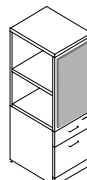
B81



B83



B84



Bookcases

BK243684
BK243672
BK243666
BK243650
BK243641
BK243629

BK243084
BK243072
BK243066
BK243050
BK243041
BK243029

BK213684
BK213672
BK213666
BK213650
BK213641
BK213629

BK213084
BK213072
BK213066
BK213050
BK213041
BK213029

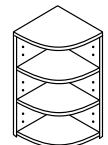
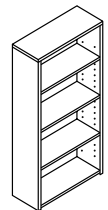
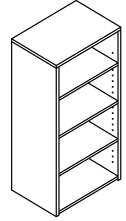
BK123684
BK123672
BK123666
BK123650
BK123641
BK123629

BK123084
BK123072
BK123066
BK123050
BK123041
BK123029

Corner bookcases

BKC3029
BKC2472
BKC2466
BKC2450
BKC2441
BKC2435
BKC2429

B85



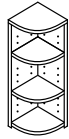
Storage (cont'd)

Corner bookcases (cont'd)

B87

BKC2172
BKC2166
BKC2150
BKC2141
BKC2135
BKC2129

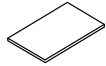
BKC1272
BKC1266
BKC1250
BKC1241
BKC1229



Extra shelves

B88

STS ...
BTS ...
BKS ...



Suspended pedestals on the work surface

B90

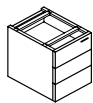
SPUU



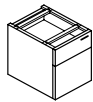
SPF



SPUUU



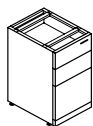
SPUF



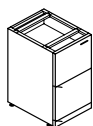
Freestanding pedestals - without top

B91

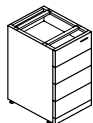
FPUUF



FPFF



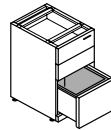
FP4U



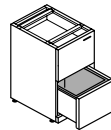
Freestanding pedestals - without top - integrated recycling bin

B92

FPUUY



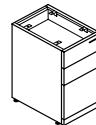
FPFY



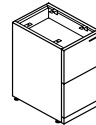
Support pedestals

B93

FSPUUF




FSPFF



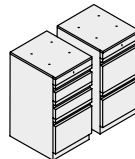
Support pedestals in metal

B94

FP45-28-6612
FP45-22-6612
FP45-28-1212
FP45-22-1212



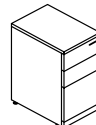
FP47-28-6612
FP47-22-6612
FP47-28-1212
FP47-22-1212



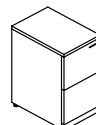
Freestanding pedestals 29" H.

B95

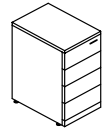
FSUUF



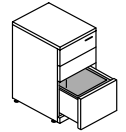
FSFF



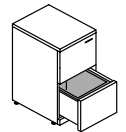
FS4U



FSUUU



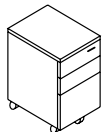
FSFY



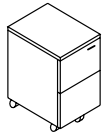
Mobile pedestals

B97

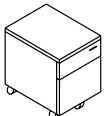
MPUUF1520



MPFF1520



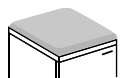
MPUF1520



Cushions for mobile pedestals

B98

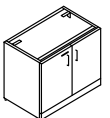
CUS2015



Cabinets - without tops

B99

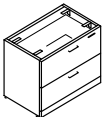
LDN2436
LDN2430
LDN2136
LDN2130



Lateral file - without tops

B100

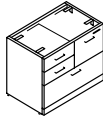
LFN2436
LFN2430
LFN2136
LFN2130



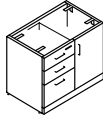
Storage (cont'd)

Combined storage - without tops **B101**

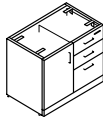
LCNL2436
LCNL2430
LCNL2136
LCNL2130



LUUFDN2436
LUUFDN2430
LUUFDN2136
LUUFDN2130

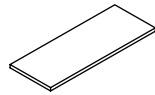


LDUUFN2436
LDUUFN2430
LDUUFN2136
LDUUFN2130



Storage tops for 27 1/2" H. metal lateral filing **B103**

LTOP24108
LTOP24102
LTOP2490
LTOP2484
LTOP2478
LTOP2472
LTOP2466
LTOP2460
LTOP2454
LTOP2448
LTOP2442
LTOP2436
LTOP2430



LTOP21108
LTOP21102
LTOP2190
LTOP2184
LTOP2178
LTOP2172
LTOP2166
LTOP2160
LTOP2154
LTOP2148
LTOP2142
LTOP2136
LTOP2130

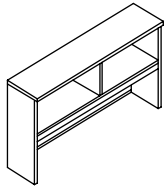
LTOP18108
LTOP1890
LTOP1884
LTOP1878
LTOP1872
LTOP1866
LTOP1860
LTOP1842
LTOP1836
LTOP1830

Hutches & tops storage

Open hutches

C02

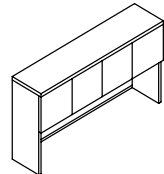
HO8443
HO7843
HO7243
HO6643
HO6043
HO5443
HO4843
HO4243
HO3643
HO3043
HO2443
HO8437
HO7837
HO7237
HO6637
HO6037
HO5437
HO4837
HO4237
HO3637
HO3037
HO2437



Hutches with hinged doors

C03

HD8443
HD7843
HD7243
HD6643
HD6043
HD5443
HD4843
HD4243
HD3643
HD3043
HD2443
HD8437
HD7837
HD7237
HD6637
HD6037
HD5437
HD4837
HD4237
HD3637
HD3037
HD2437



Hutches with hinged doors ("contemporary" aluminum frame - laminate or h-gloss white interior panel)

C04

LAMINATE

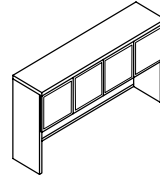
HDM8443
HDM7843
HDM7243
HDM6643
HDM6043
HDM5443
HDM4843
HDM4243
HDM3643
HDM3043
HDM2443

HDM8437
HDM7837
HDM7237
HDM6637
HDM6037
HDM5437
HDM4837
HDM4237
HDM3637
HDM3037
HDM2437

GLOSS WHITE

HDL8443
HDL7843
HDL7243
HDL6643
HDL6043
HDL5443
HDL4843
HDL4243
HDL3643
HDL3043
HDL2443

HDL8437
HDL7837
HDL7237
HDL6637
HDL6037
HDL5437
HDL4837
HDL4237
HDL3637
HDL3037
HDL2437

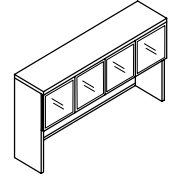


Hutches with hinged doors ("contemporary" aluminum frame - acrylic interior panel)

C05

HDGiC8443
HDGiC7843
HDGiC7243
HDGiC6643
HDGiC6043
HDGiC5443
HDGiC4843
HDGiC4243
HDGiC3643
HDGiC3043
HDGiC2443

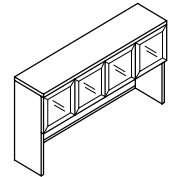
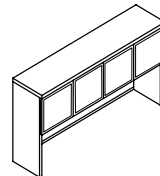
HDGiC8437
HDGiC7837
HDGiC7237
HDGiC6637
HDGiC6037
HDGiC5437
HDGiC4837
HDGiC4237
HDGiC3637
HDGiC3037
HDGiC2437



Hutches with hinged doors ("traditional" aluminum frame - acrylic interior panel)

C06

HDGiA8443
HDGiA7843
HDGiA7243
HDGiA6643
HDGiA6043
HDGiA5443
HDGiA4843
HDGiA4243
HDGiA3643
HDGiA3043
HDGiA2443
HDGiA8437
HDGiA7837
HDGiA7237
HDGiA6637
HDGiA6037
HDGiA5437
HDGiA4837
HDGiA4237
HDGiA3637
HDGiA3037
HDGiA2437

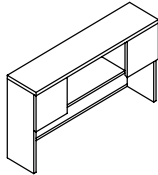


Hutches & tops storage (cont'd)

Hutches with central opening and hinged doors

C07

HH7243
HH6643
HH6043
HH5443
HH4843
HH4243

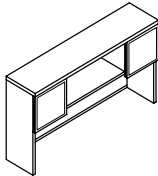


HH7237
HH6637
HH6037
HH5437
HH4837
HH4237

Hutches with central opening and hinged doors ("contemporary" aluminum frame - laminate or h-gloss white interior panel) C08

LAMINATE

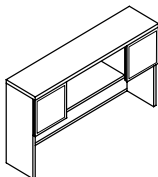
HHM7243
HHM6643
HHM6043
HHM5443
HHM4843
HHM4243



HHM7237
HHM6637
HHM6037
HHM5437
HHM4837
HHM4237

GLOSS WHITE

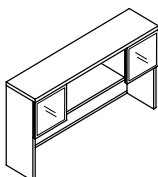
HHL7243
HHL6643
HHL6043
HHL5443
HHL4843
HHL4243
HHL7237



HHL6637
HHL6037
HHL5437
HHL4837
HHL4237

Hutches with central opening and hinged doors ("contemporary" aluminum frame - acrylic interior panel) C09

HHGiC7243
HHGiC6643
HHGiC6043
HHGiC5443

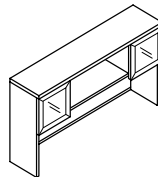


HHGiC4843
HHGiC4243
HHGiC7237
HHGiC6637
HHGiC6037
HHGiC5437
HHGiC4837
HHGiC4237

Hutches with central opening and hinged doors ("traditional" aluminum frame - acrylic interior panel) C10

C10

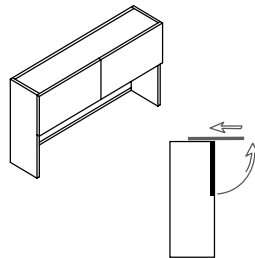
HHGiA7243
HHGiA6643
HHGiA6043
HHGiA5443
HHGiA4843
HHGiA4243
HHGiA7237
HHGiA6637
HHGiA6037
HHGiA5437
HHGiA4837
HHGiA4237



Hutches with flipper door(s) C11

C11

HF7243
HF6643
HF6043
HF5443
HF4843
HF4243
HF3643
HF3043
HF2443

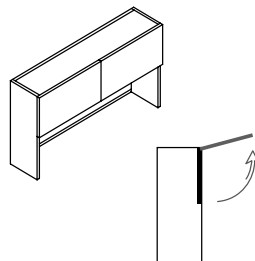


HF7237
HF6637
HF6037
HF5437
HF4837
HF4237
HF3637
HF3037
HF2437

Hutches with pivot-lift door(s) C12

C12

HU7243
HU6643
HU6043
HU5443
HU4843
HU4243
HU3643
HU3043
HU2443

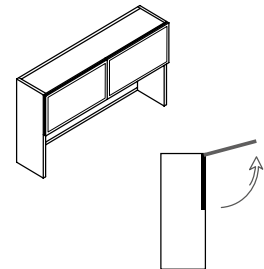


HU7237
HU6637
HU6037
HU5437
HU4837
HU4237
HU3637
HU3037
HU2437

Hutches with pivot-lift door(s) ("contemporary" aluminum frame - laminate or h-gloss white interior panel) C13

LAMINATE

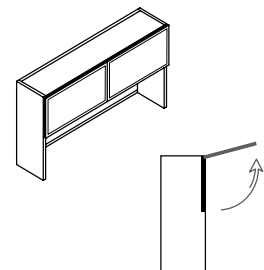
HUM7243
HUM6643
HUM6043
HUM5443
HUM4843
HUM4243
HUM3643
HUM3043
HUM2443



HUM7237
HUM6637
HUM6037
HUM5437
HUM4837
HUM4237
HUM3637
HUM3037
HUM2437

GLOSS WHITE

HUL7243
HUL6643
HUL6043
HUL5443
HUL4843
HUL4243
HUL3643
HUL3043
HUL2443



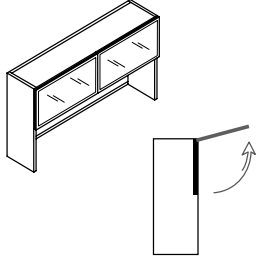
HUL7237
HUL6637
HUL6037
HUL5437
HUL4837
HUL4237
HUL3637
HUL3037
HUL2437

Hutches & tops storage (cont'd)

Hutches with pivot-lift door(s)
("contemporary" aluminum frame -
acrylic interior panel)

C14

HUGiC7243
HUGiC6643
HUGiC6043
HUGiC5443
HUGiC4843
HUGiC4243
HUGiC3643
HUGiC3043
HUGiC2443

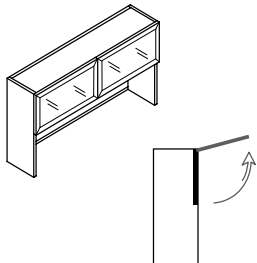


HUGiC7237
HUGiC6637
HUGiC6037
HUGiC5437
HUGiC4837
HUGiC4237
HUGiC3637
HUGiC3037
HUGiC2437

Hutches with pivot-lift door(s)
("traditional" aluminum frame -
acrylic interior panel)

C15

HUGiA7243
HUGiA6643
HUGiA6043
HUGiA5443
HUGiA4843
HUGiA4243
HUGiA3643
HUGiA3043
HUGiA2443



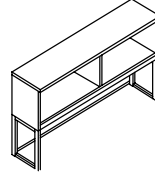
HUGiA7237
HUGiA6637
HUGiA6037
HUGiA5437
HUGiA4837
HUGiA4237
HUGiA3637
HUGiA3037
HUGiA2437

Hutches with metal legs

Open hutches

C16

HO8443
HO7843
HO7243
HO6643
HO6043
HO5443
HO4843
HO4243
HO3643
HO3043
HO2443

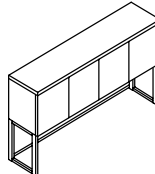


HO8437
HO7837
HO7237
HO6637
HO6037
HO5437
HO4837
HO4237
HO3637
HO3037
HO2437

Hutches with hinged doors

C17

HD8443
HD7843
HD7243
HD6643
HD6043
HD5443
HD4843
HD4243
HD3643
HD3043
HD2443



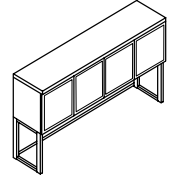
HD8437
HD7837
HD7237
HD6637
HD6037
HD5437
HD4837
HD4237
HD3637
HD3037
HD2437

Hutches with hinged doors ("contemporary"
aluminum frame - laminate
or h-gloss white interior panel)

C18

LAMINATE

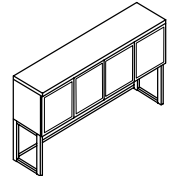
HDM8443
HDM7843
HDM7243
HDM6643
HDM6043
HDM5443
HDM4843
HDM4243
HDM3643
HDM3043
HDM2443



HDM8437
HDM7837
HDM7237
HDM6637
HDM6037
HDM5437
HDM4837
HDM4237
HDM3637
HDM3037
HDM2437

GLOSS WHITE

HDL8443
HDL7843
HDL7243
HDL6643
HDL6043
HDL5443
HDL4843
HDL4243
HDL3643
HDL3043
HDL2443



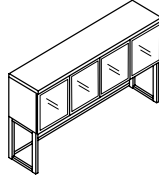
HDL8437
HDL7837
HDL7237
HDL6637
HDL6037
HDL5437
HDL4837
HDL4237
HDL3637
HDL3037
HDL2437

Hutches & tops storage (cont'd)

Hutches with hinged doors
("contemporary" aluminum frame -
acrylic interior panel)

C19

HDGiC8443
HDGiC7843
HDGiC7243
HDGiC6643
HDGiC6043
HDGiC5443
HDGiC4843
HDGiC4243
HDGiC3643
HDGiC3043
HDGiC2443

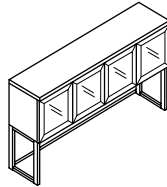


HDGiC8437
HDGiC7837
HDGiC7237
HDGiC6637
HDGiC6037
HDGiC5437
HDGiC4837
HDGiC4237
HDGiC3637
HDGiC3037
HDGiC2437

Hutches with hinged doors
("traditional" aluminum frame -
acrylic interior panel)

C20

HDGiA8443
HDGiA7843
HDGiA7243
HDGiA6643
HDGiA6043
HDGiA5443
HDGiA4843
HDGiA4243
HDGiA3643
HDGiA3043
HDGiA2443



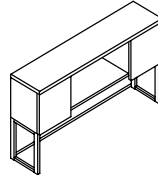
HDGiA8437
HDGiA7837
HDGiA7237
HDGiA6637
HDGiA6037
HDGiA5437
HDGiA4837
HDGiA4237
HDGiA3637
HDGiA3037
HDGiA2437

Hutches with central opening
and hinged doors

C21

HH7243
HH6643
HH6043
HH5443
HH4843
HH4243

HH7237
HH6637
HH6037
HH5437
HH4837
HH4237

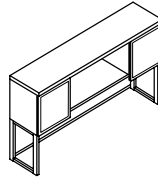


Hutches with central opening and hinged doors
("contemporary" aluminum frame -
laminate or h-gloss white interior panel)

C22

LAMINATE

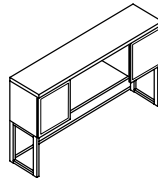
HHM7243
HHM6643
HHM6043
HHM5443
HHM4843
HHM4243



HHM7237
HHM6637
HHM6037
HHM5437
HHM4837
HHM4237

GLOSS WHITE

HHL7243
HHL6643
HHL6043
HHL5443
HHL4843
HHL4243

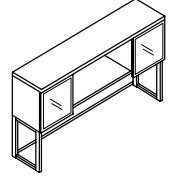


HHL7237
HHL6637
HHL6037
HHL5437
HHL4837
HHL4237

Hutches with central opening and hinged
doors ("contemporary" aluminum
frame - acrylic interior panel)

C23

HHGiC7243
HHGiC6643
HHGiC6043
HHGiC5443
HHGiC4843
HHGiC4243

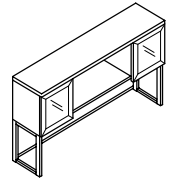


HHGiC7237
HHGiC6637
HHGiC6037
HHGiC5437
HHGiC4837
HHGiC4237

Hutches with central opening and hinged
doors ("traditional" aluminum
frame - acrylic interior panel)

C24

HHGiA7243
HHGiA6643
HHGiA6043
HHGiA5443
HHGiA4843
HHGiA4243

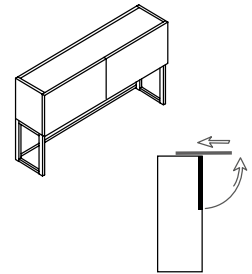


HHGiA7237
HHGiA6637
HHGiA6037
HHGiA5437
HHGiA4837
HHGiA4237

Hutches with flipper door(s)

C25

HF7243
HF6643
HF6043
HF5443
HF4843
HF4243
HF3643
HF3043
HF2443



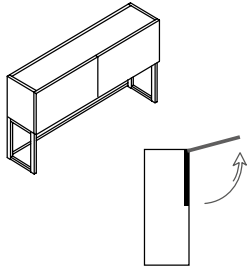
HF7237
HF6637
HF6037
HF5437
HF4837
HF4237
HF3637
HF3037
HF2437

Hutches & tops storage (cont'd)

Hutches with pivot-lift door(s)

C26

HU7243
HU6643
HU6043
HU5443
HU4843
HU4243
HU3643
HU3043
HU2443

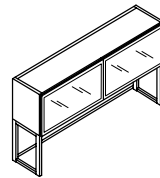


HUL7237
HUL6637
HUL6037
HUL5437
HUL4837
HUL4237
HUL3637
HUL3037
HUL2437

Hutches with pivot-lift door(s) ("contemporary" aluminum frame - acrylic interior panel)

C28

HU7237
HU6637
HU6037
HU5437
HU4837
HU4237
HU3637
HU3037
HU2437



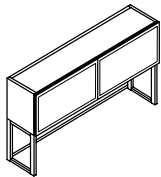
HUGiC7243
HUGiC6643
HUGiC6043
HUGiC5443
HUGiC4843
HUGiC4243
HUGiC3643
HUGiC3043
HUGiC2443

Hutches with pivot-lift door(s) ("contemporary" aluminum frame - laminate or h-gloss white interior panel)

C27

LAMINATE

HUM7243
HUM6643
HUM6043
HUM5443
HUM4843
HUM4243
HUM3643
HUM3043
HUM2443

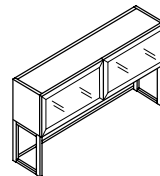


HUGiC7237
HUGiC6637
HUGiC6037
HUGiC5437
HUGiC4837
HUGiC4237
HUGiC3637
HUGiC3037
HUGiC2437

Hutches with pivot-lift door(s) ("traditional" aluminum frame - acrylic interior panel)

C29

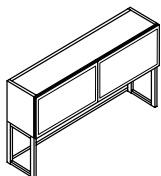
HUM7237
HUM6637
HUM6037
HUM5437
HUM4837
HUM4237
HUM3637
HUM3037
HUM2437



HUGiA7243
HUGiA6643
HUGiA6043
HUGiA5443
HUGiA4843
HUGiA4243
HUGiA3643
HUGiA3043
HUGiA2443

GLOSS WHITE

HUL7243
HUL6643
HUL6043
HUL5443
HUL4843
HUL4243
HUL3643
HUL3043
HUL2443

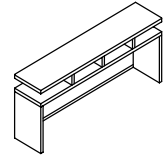


HUGiA7237
HUGiA6637
HUGiA6037
HUGiA5437
HUGiA4837
HUGiA4237
HUGiA3637
HUGiA3037
HUGiA2437

Modular hutches

C30

HM8427
HM7827
HM7227
HM6627
HM6027
HM5427
HM4827
HM4227
HM3627
HM3027

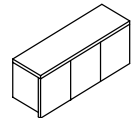


HM8421
HM7821
HM7221
HM6621
HM6021
HM5421
HM4821
HM4221
HM3621

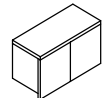
Storage modules for modular hutches

C31

HB42



HB30

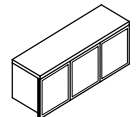


Storage modules for modular hutches ("contemporary" aluminum frame - laminate or h-gloss white interior panel)

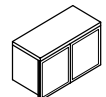
C32

LAMINATE

HBM42



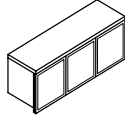
HBM30



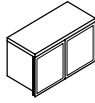
Hutches & tops storage (cont'd)

GLOSS WHITE

HBL42



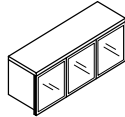
HBL30



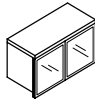
Storage modules for modular hutches ("contemporary" aluminum frame - acrylic interior panel)

C33

HBGiC42



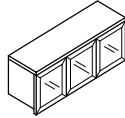
HBGiC30



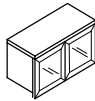
Storage modules for modular hutches ("traditional" aluminum frame - acrylic interior panel)

C34

HBGiA42



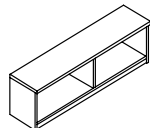
HBGiA30



Open wall-mounted hutches

C35

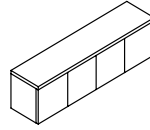
HWO7216
HWO6616
HWO6016
HWO5416
HWO4816
HWO4216
HWO3616
HWO3016
HWO2416



Wall-mounted hutches with hinged doors

C36

HWD7216
HWD6616
HWD6016
HWD5416
HWD4816
HWD4216
HWD3616
HWD3016
HWD2416

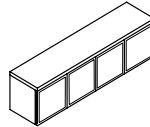


Wall-mounted hutches with hinged doors (aluminum frame)

C37

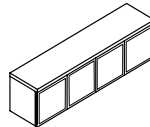
LAMINATE

HWDM7216
HWDM6616
HWDM6016
HWDM5416
HWDM4816
HWDM4216
HWDM3616
HWDM3016
HWDM2416



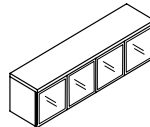
GLOSS WHITE

HWDL7216
HWDL6616
HWDL6016
HWDL5416
HWDL4816
HWDL4216
HWDL3616
HWDL3016
HWDL2416



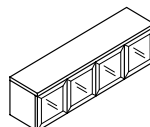
ACRYLIC

HWdGiC7216
HWdGiC6616
HWdGiC6016
HWdGiC5416
HWdGiC4816
HWdGiC4216
HWdGiC3616
HWdGiC3016
HWdGiC2416



TRADITIONAL FRAME

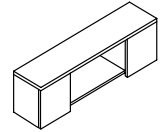
HWdGiA7216
HWdGiA6616
HWdGiA6016
HWdGiA5416
HWdGiA4816
HWdGiA4216
HWdGiA3616
HWdGiA3016
HWdGiA2416



Wall-mounted hutches with central opening and hinged doors

C39

HWH7216
HWH6616
HWH6016
HWH5416
HWH4816
HWH4216

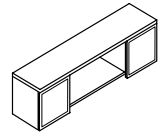


Wall-mounted hutches with central opening and hinged doors ("contemporary" aluminum frame - laminate or h-gloss white interior panel)

C40

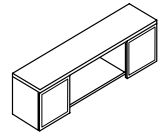
LAMINATE

HWHM7216
HWHM6616
HWHM6016
HWHM5416
HWHM4816
HWHM4216



GLOSS WHITE

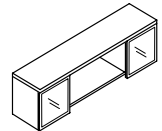
HWHL7216
HWHL6616
HWHL6016
HWHL5416
HWHL4816
HWHL4216



Wall-mounted hutches with central opening and hinged doors ("contemporary" aluminum frame - acrylic interior panel)

C41

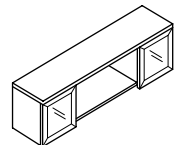
HWHGiC7216
HWHGiC6616
HWHGiC6016
HWHGiC5416
HWHGiC4816
HWHGiC4216



Wall-mounted hutches with central opening and hinged doors ("traditional" aluminum frame - acrylic interior panel)

C42

HWHGiA7216
HWHGiA6616
HWHGiA6016
HWHGiA5416
HWHGiA4816
HWHGiA4216

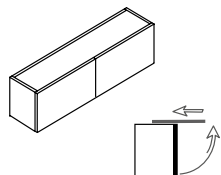


Hutches & tops storage (cont'd)

Wall-mounted hutches with flipper door(s)

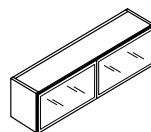
C43

HWF7216
HWF6616
HWF6016
HWF5416
HWF4816
HWF4216
HWF3616
HWF3016
HWF2416



ACRYLIC

HWUGiC7216
HWUGiC6616
HWUGiC6016
HWUGiC5416
HWUGiC4816
HWUGiC4216
HWUGiC3616
HWUGiC3016
HWUGiC2416

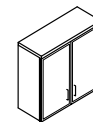


Bookcase hutches with door(s) ("contemporary" aluminum frame - laminate or h-gloss white interior panel)

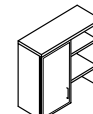
C51

LAMINATE

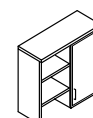
HPDDM3643
HPDDM3043
HPDDM3637
HPDDM3037



HPDOM3643
HPDOM3043
HPDOM3637
HPDOM3037

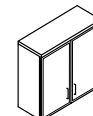


HPODM3643
HPODM3043
HPODM3637
HPODM3037

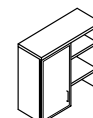


GLOSS WHITE

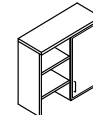
HPDDL3643
HPDDL3043
HPDDL3637
HPDDL3037



HPDOL3643
HPDOL3043
HPDOL3637
HPDOL3037



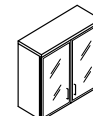
HPODL3643
HPODL3043
HPODL3637
HPODL3037



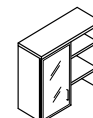
Bookcase hutches with door(s) ("contemporary" aluminum frame - acrylic interior panel)

C53

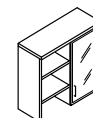
HPDDGiC3643
HPDDGiC3043
HPDDGiC3637
HPDDGiC3037



HPDOGiC3643
HPDOGiC3043
HPDOGiC3637
HPDOGiC3037



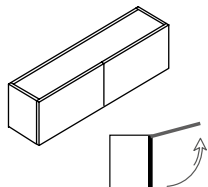
HPODGiC3643
HPODGiC3043
HPODGiC3637
HPODGiC3037



Wall-mounted hutches with pivot-lift door(s)

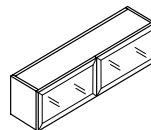
C44

HWU7216
HWU6616
HWU6016
HWU5416
HWU4816
HWU4216
HWU3616
HWU3016
HWU2416



TRADITIONAL FRAME

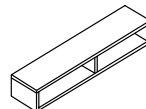
HWUGiA7216
HWUGiA6616
HWUGiA6016
HWUGiA5416
HWUGiA4816
HWUGiA4216
HWUGiA3616
HWUGiA3016
HWUGiA2416



Wall-mounted modules

C47

HWB107207
HWB106607
HWB106007
HWB105407
HWB104807
HWB104207
HWB103607
HWB103007
HWB102407



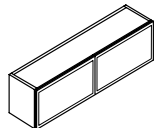
Wall-mounted hutches with pivot-lift door(s) (aluminum frame)

C45

CONTEMPORARY FRAME

LAMINATE

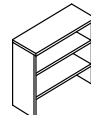
HWUM7216
HWUM6616
HWUM6016
HWUM5416
HWUM4816
HWUM4216
HWUM3616
HWUM3016
HWUM2416



Bookcase hutches

C48

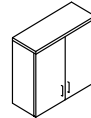
HBK3643
HBK3043
HBK3637
HBK3037



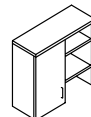
Bookcase hutches with door(s)

C49

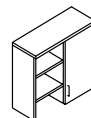
HPDD3643
HPDD3043
HPDD3637
HPDD3037



HPDO3643
HPDO3043
HPDO3637
HPDO3037

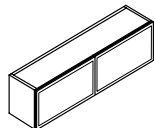


HPOD3643
HPOD3043
HPOD3637
HPOD3037



GLOSS WHITE

HWUL7216
HWUL6616
HWUL6016
HWUL5416
HWUL4816
HWUL4216
HWUL3616
HWUL3016
HWUL2416

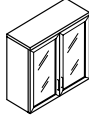


Hutches & tops storage (cont'd)

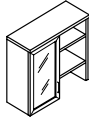
Bookcase hutches with door(s)
("traditional" aluminum frame -
acrylic interior panel)

C55

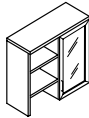
HPDDGiA3643
HPDDGiA3043
HPDDGiA3637
HPDDGiA3037



HPDOGiA3643
HPDOGiA3043
HPDOGiA3637
HPDOGiA3037



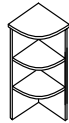
HPODGiA3643
HPODGiA3043
HPODGiA3637
HPODGiA3037



Corner rounded bookcase hutches

C57

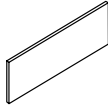
HC43
HC37



Tackboards for 43" H. hutches
without pigeonhole

C58

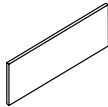
BT8225
BT7625
BT7025
BT6425
BT5825
BT5225
BT4625
BT4025
BT3425
BT2825
BT2225



Tackboards for 43" H. hutches
with pigeonhole

C59

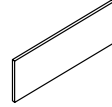
BT8221
BT7621
BT7021
BT6421
BT5821
BT5221
BT4621
BT4021
BT3421
BT2821
BT2221



Tackboards for 37" H. hutches
without pigeonhole

C60

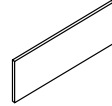
BT8219
BT7619
BT7019
BT6419
BT5819
BT5219
BT4619
BT4019
BT3419
BT2819
BT2219



Tackboards for 37" H. hutches
with pigeonhole

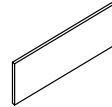
C61

BT8215
BT7615
BT7015
BT6415
BT5815
BT5215
BT4615
BT4015
BT3415
BT2815
BT2215



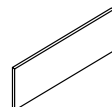
Tackboards for modular hutches 27" H. C62

BT8219
BT7619
BT7019
BT6419
BT5819
BT5219
BT4619
BT4019
BT3419
BT2819
BT2219



Tackboards for modular hutches 21" H. C63

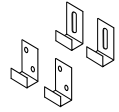
BT8213
BT7613
BT7013
BT6413
BT5813
BT5213
BT4613
BT4013
BT3413
BT2813
BT2213



Wall mount brackets for
hutche-type tackboards

C64

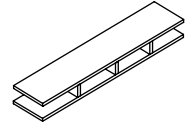
BTHK



Pigeonhole units

C65

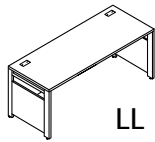
PiH82
PiH76
PiH70
PiH64
PiH58
PiH52
PiH46
PiH40
PiH34
PiH28
PiH22



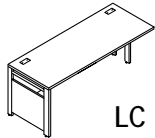
Tables & storage / Layering

Rectangular tables (combined material end panels) **D02**

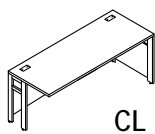
TiX3684LL
TiX3678LL
TiX3672LL
TiX3666LL
TiX3660LL
TiX3654LL
TiX3648LL
TiX3084 ...
TiX3078 ...
TiX3072 ...
TiX3066 ...
TiX3060 ...
TiX3054 ...
TiX3048 ...
TiX3042 ...
TiX3036 ...
TiX3030 ...
TiX3024 ...
TiX2484 ...
TiX2478 ...
TiX2472 ...
TiX2466 ...
TiX2460 ...
TiX2454 ...
TiX2448 ...
TiX2442 ...
TiX2436 ...
TiX2430 ...
TiX2424 ...



LL



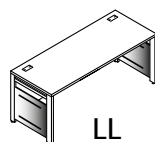
LC




CL

Rectangular tables (perforated metal end panels) **D04**

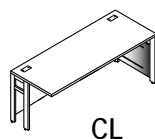
TiM3684LL
TiM3678LL
TiM3672LL
TiM3666LL
TiM3660LL
TiM3654LL
TiM3648LL
TiM3084 ...
TiM3078 ...
TiM3072 ...
TiM3066 ...
TiM3060 ...
TiM3054 ...
TiM3048 ...
TiM3042 ...
TiM3036 ...
TiM3030 ...
TiM3024 ...
TiM2484 ...
TiM2478 ...
TiM2472 ...
TiM2466 ...
TiM2460 ...



LL



LC

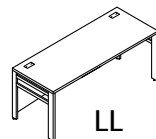


CL

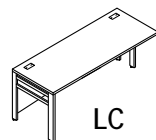
TiM2454 ...
TiM2448 ...
TiM2442 ...
TiM2436 ...
TiM2430 ...
TiM2424 ...

Rectangular tables (open end panels) **D06**

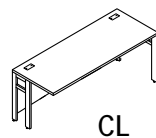
TiO3684LL
TiO3678LL
TiO3672LL
TiO3666LL
TiO3660LL
TiO3654LL
TiO3648LL
TiO3084 ...
TiO3078 ...
TiO3072 ...
TiO3066 ...
TiO3060 ...
TiO3054 ...
TiO3048 ...
TiO3042 ...
TiO3036 ...
TiO3030 ...
TiO3024 ...
TiO2484 ...
TiO2478 ...
TiO2472 ...
TiO2466 ...
TiO2460 ...
TiO2454 ...
TiO2448 ...
TiO2442 ...
TiO2436 ...
TiO2430 ...
TiO2424 ...



LL



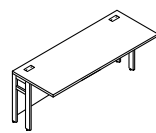
LC



CL

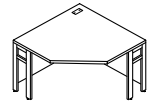
Rectangular tables and corner tables (open "cc" end panels) **D08**

TiO3084CC
TiO3078CC
TiO3072CC
TiO3066CC
TiO3060CC
TiO3054CC
TiO3048CC
TiO3042CC
TiO3036CC
TiO3030CC
TiO3024CC
TiO2484CC
TiO2478CC
TiO2472CC
TiO2466CC
TiO2460CC
TiO2454CC



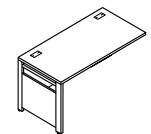
TiO2448CC
TiO2442CC
TiO2436CC
TiO2430CC
TiO2424CC

CSO3048CC
CSO3042CC
CSO2448CC
CSO2442CC
CSO2436CC
CSO1836CC



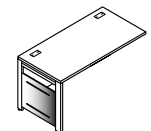
Reversible returns (combined material end panels) **D10**

RERX2460
RERX2454
RERX2448
RERX2442
RERX2436
RERX2430
RERX2148
RERX2142
RERX2136
RERX2130
RERX1848
RERX1842
RERX1836
RERX1830



Reversible returns (perforated metal end panels) **D11**

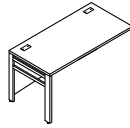
RERM2460
RERM2454
RERM2448
RERM2442
RERM2436
RERM2430
RERM2148
RERM2142
RERM2136
RERM2130
RERM1848
RERM1842
RERM1836
RERM1830



Tables & storage / Layering (cont'd)

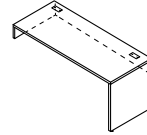
Reversible returns (open end panels) D12

RERO2460
RERO2454
RERO2448
RERO2442
RERO2436
RERO2430
RERO2148
RERO2142
RERO2136
RERO2130
RERO1848
RERO1842
RERO1836
RERO1830



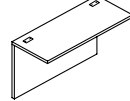
DPi2484L
DPi2478L
DPi2472L
DPi2466L
DPi2460L

DPi3684R
DPi3678R
DPi3672R
DPi3666R
DPi3660R
DPi3084R
DPi3078R
DPi3072R
DPi3066R
DPi3060R
DPi2484R
DPi2478R
DPi2472R
DPi2466R
DPi2460R



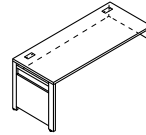
Bridge-returns D13

REB2448
REB2442
REB2436
REB2430
REB2148
REB2142
REB2136
REB2130
REB1848
REB1842
REB1836
REB1830



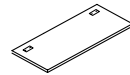
Rectangular surface-mounted layering tables with "L" support (combined material end panels) D17

DPiX3684L
DPiX3678L
DPiX3672L
DPiX3666L
DPiX3660L
DPiX3084L
DPiX3078L
DPiX3072L
DPiX3066L
DPiX3060L
DPiX2484L
DPiX2478L
DPiX2472L
DPiX2466L
DPiX2460L

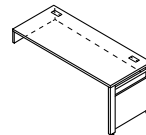


Bridge-surfaces D14

REBS2448
REBS2442
REBS2436
REBS2430
REBS2148
REBS2142
REBS2136
REBS2130
REBS1848
REBS1842
REBS1836
REBS1830

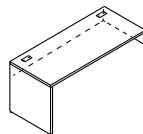


DPiX3684R
DPiX3678R
DPiX3672R
DPiX3666R
DPiX3660R
DPiX3084R
DPiX3078R
DPiX3072R
DPiX3066R
DPiX3060R
DPiX2484R
DPiX2478R
DPiX2472R
DPiX2466R
DPiX2460R



Rectangular surface-mounted layering tables with "L" support (full end panels) D15

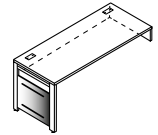
DPi3684L
DPi3678L
DPi3672L
DPi3666L
DPi3660L
DPi3084L
DPi3078L
DPi3072L
DPi3066L
DPi3060L



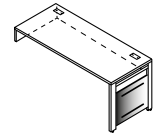
DPi3684R
DPi3678R
DPi3672R
DPi3666R
DPi3660R
DPi3084R
DPi3078R
DPi3072R
DPi3066R
DPi3060R

Rectangular surface-mounted layering tables with "L" support (perforated metal end panels) D19

DPiM3684L
DPiM3678L
DPiM3672L
DPiM3666L
DPiM3660L
DPiM3084L
DPiM3078L
DPiM3072L
DPiM3066L
DPiM3060L
DPiM2484L
DPiM2478L
DPiM2472L
DPiM2466L
DPiM2460L

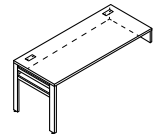


DPiM3684R
DPiM3678R
DPiM3672R
DPiM3666R
DPiM3660R
DPiM3084R
DPiM3078R
DPiM3072R
DPiM3066R
DPiM3060R
DPiM2484R
DPiM2478R
DPiM2472R
DPiM2466R
DPiM2460R

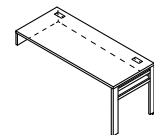


Rectangular surface-mounted layering tables with "L" support (open end panels) D21

DPiO3684L
DPiO3678L
DPiO3672L
DPiO3666L
DPiO3660L
DPiO3084L
DPiO3078L
DPiO3072L
DPiO3066L
DPiO3060L
DPiO2484L
DPiO2478L
DPiO2472L
DPiO2466L
DPiO2460L



DPiO3684R
DPiO3678R
DPiO3672R
DPiO3666R
DPiO3660R



Tables & storage / Layering (cont'd)

Rectangular surface-mounted layering tables with "L" support (open end panels) (cont'd)

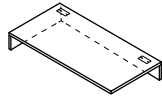
D21

DPIO3084R
DPIO3078R
DPIO3072R
DPIO3066R
DPIO3060R
DPIO2484R
DPIO2478R
DPIO2472R
DPIO2466R
DPIO2460R

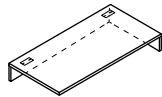
Rectangular surface-mounted layering tables with "L" support (open end panels)

D23

REEP2472L
REEP2466L
REEP2460L
REEP2172L
REEP2166L
REEP2160L
REEP1872L
REEP1866L
REEP1860L



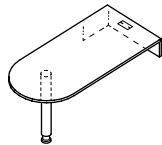
REEP2472R
REEP2466R
REEP2460R
REEP2172R
REEP2166R
REEP2160R
REEP1872R
REEP1866R
REEP1860R



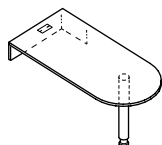
"D" shaped surface-mounted layering tables with "L" support (tubular leg)

D24

DLDA3684L
DLDA3678L
DLDA3672L
DLDA3084L
DLDA3078L
DLDA3072L
DLDA2484L
DLDA2478L
DLDA2472L

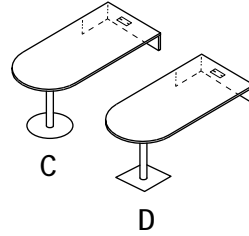


DLDA3684R
DLDA3678R
DLDA3672R
DLDA3084R
DLDA3078R
DLDA3072R
DLDA2484R
DLDA2478R
DLDA2472R



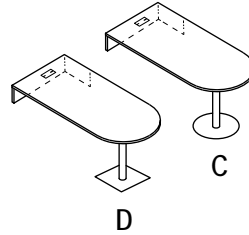
"D" shaped surface-mounted layering tables with "L" support (tubular leg with base) D25

DLDC3684L
DLDC3678L
DLDC3672L
DLDC3084L
DLDC3078L
DLDC3072L
DLDC2484L
DLDC2478L
DLDC2472L



DLDD3684L
DLDD3678L
DLDD3672L
DLDD3084L
DLDD3078L
DLDD3072L
DLDD2484L
DLDD2478L
DLDD2472L

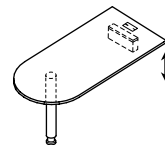
DLDC3684R
DLDC3678R
DLDC3672R
DLDC3084R
DLDC3078R
DLDC3072R
DLDC2484R
DLDC2478R
DLDC2472R



DLDD3684R
DLDD3678R
DLDD3672R
DLDD3084R
DLDD3078R
DLDD3072R
DLDD2484R
DLDD2478R
DLDD2472R

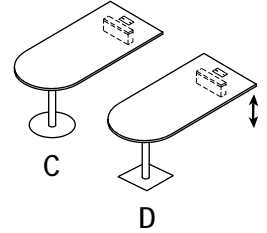
"D" shaped surface-mounted layering tables with adjustable support (tubular leg) D26

DADA3684
DADA3678
DADA3672
DADA3084
DADA3078
DADA3072
DADA2484
DADA2478
DADA2472



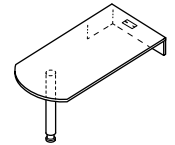
"D" shaped surface-mounted layering tables with adjustable support (tubular leg with base) D27

DADC3684
DADC3678
DADC3672
DADC3084
DADC3078
DADC3072
DADC2484
DADC2478
DADC2472
DADD3684
DADD3678
DADD3672
DADD3084
DADD3078
DADD3072
DADD2484
DADD2478
DADD2472

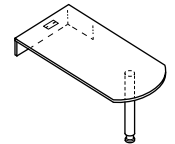


Arched surface-mounted layering tables with "L" support (tubular leg) D28

DLAA3684L
DLAA3678L
DLAA3672L
DLAA3084L
DLAA3078L
DLAA3072L
DLAA2484L
DLAA2478L
DLAA2472L

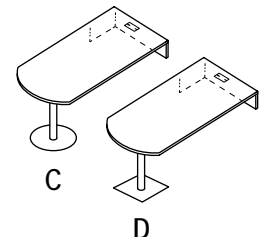


DLAA3684R
DLAA3678R
DLAA3672R
DLAA3084R
DLAA3078R
DLAA3072R
DLAA2484R
DLAA2478R
DLAA2472R



Arched surface-mounted layering tables with "L" support (tubular leg with base) D29

DLAC3684L
DLAC3678L
DLAC3672L
DLAC3084L
DLAC3078L
DLAC3072L
DLAC2484L
DLAC2478L
DLAC2472L



Tables & storage / Layering (cont'd)

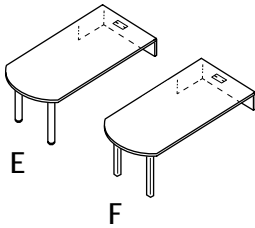
DLAD3684L
DLAD3678L
DLAD3672L
DLAD3084L
DLAD3078L
DLAD3072L
DLAD2484L
DLAD2478L
DLAD2472L

DLAC3684R
DLAC3678R
DLAC3672R
DLAC3084R
DLAC3078R
DLAC3072R
DLAC2484R
DLAC2478R
DLAC2472R

DLAD3684R
DLAD3678R
DLAD3672R
DLAD3084R
DLAD3078R
DLAD3072R
DLAD2484R
DLAD2478R
DLAD2472R

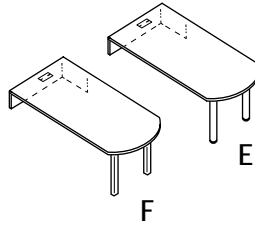
Arched surface-mounted layering tables with "L" support (tubular legs) D30

DLAE3684L
DLAE3678L
DLAE3672L
DLAE3084L
DLAE3078L
DLAE3072L
DLAE2484L
DLAE2478L
DLAE2472L



DLAF3684L
DLAF3678L
DLAF3672L
DLAF3084L
DLAF3078L
DLAF3072L
DLAF2484L
DLAF2478L
DLAF2472L

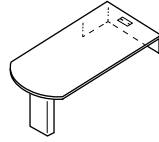
DLAE3684R
DLAE3678R
DLAE3672R
DLAE3084R
DLAE3078R
DLAE3072R
DLAE2484R
DLAE2478R
DLAE2472R



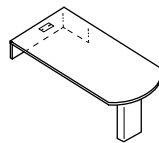
DLAF3684R
DLAF3678R
DLAF3672R
DLAF3084R
DLAF3078R
DLAF3072R
DLAF2484R
DLAF2478R
DLAF2472R

Arched surface-mounted layering tables with "L" support (monolithic base) D31

DLAG3684L
DLAG3678L
DLAG3672L
DLAG3084L
DLAG3078L
DLAG3072L
DLAG2484L
DLAG2478L
DLAG2472L

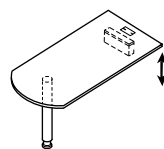


DLAG3684R
DLAG3678R
DLAG3672R
DLAG3084R
DLAG3078R
DLAG3072R
DLAG2484R
DLAG2478R
DLAG2472R



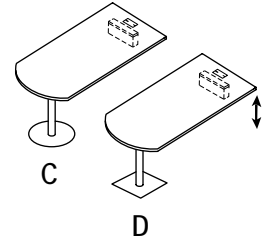
Arched surface-mounted layering table with adjustable support (tubular leg) D32

DAAA3684
DAAA3678
DAAA3672
DAAA3084
DAAA3078
DAAA3072
DAAA2484
DAAA2478
DAAA2472



Arched surface-mounted layering tables with adjustable support (tubular leg with base) D33

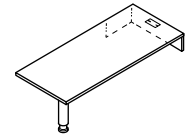
DAAC3684
DAAC3678
DAAC3672
DAAC3084
DAAC3078
DAAC3072
DAAC2484
DAAC2478
DAAC2472



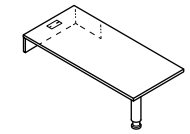
DAAD3684
DAAD3678
DAAD3672
DAAD3084
DAAD3078
DAAD3072
DAAD2484
DAAD2478
DAAD2472

Rectangular surface-mounted layering tables with "I" support (tubular leg) D34

DLiA3684L
DLiA3678L
DLiA3672L
DLiA3084L
DLiA3078L
DLiA3072L
DLiA2484L
DLiA2478L
DLiA2472L

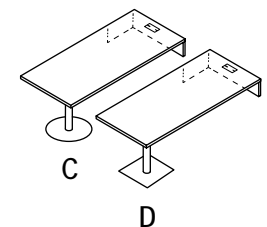


DLiA3684R
DLiA3678R
DLiA3672R
DLiA3084R
DLiA3078R
DLiA3072R
DLiA2484R
DLiA2478R
DLiA2472R



Rectangular surface-mounted layering tables with "L" support (tubular leg with base) D35

DLiC3684L
DLiC3678L
DLiC3672L
DLiC3084L
DLiC3078L
DLiC3072L
DLiC2484L
DLiC2478L
DLiC2472L

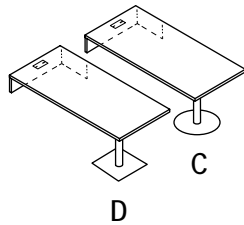


Tables & storage / Layering (cont'd)

Rectangular surface-mounted layering tables with "L" support (tubular leg with base) (cont'd)

D35

DLiD3684L
DLiD3678L
DLiD3672L
DLiD3084L
DLiD3078L
DLiD3072L
DLiD2484L
DLiD2478L
DLiD2472L



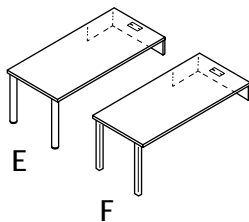
DLiC3684R
DLiC3678R
DLiC3672R
DLiC3084R
DLiC3078R
DLiC3072R
DLiC2484R
DLiC2478R
DLiC2472R

DLiD3684R
DLiD3678R
DLiD3672R
DLiD3084R
DLiD3078R

Rectangular surface-mounted layering tables with "L" support (tubular legs)

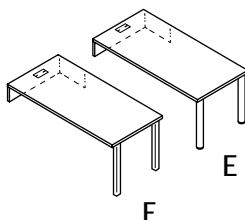
D36

DLiE3684L
DLiE3678L
DLiE3672L
DLiE3084L
DLiE3078L
DLiE3072L
DLiE2484L
DLiE2478L
DLiE2472L



DLiF3684L
DLiF3678L
DLiF3672L
DLiF3084L
DLiF3078L
DLiF3072L
DLiF2484L
DLiF2478L
DLiF2472L

DLiE3684R
DLiE3678R
DLiE3672R
DLiE3084R
DLiE3078R
DLiE3072R
DLiE2484R

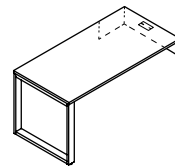


DLiE2478R
DLiE2472R
DLiF3684R
DLiF3678R
DLiF3672R
DLiF3084R
DLiF3078R
DLiF3072R
DLiF2484R
DLiF2478R
DLiF2472R

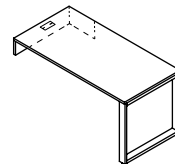
Rectangular surface-mounted layering tables with "L" support (double "O" techno base leg)

D37

DLiM3684L
DLiM3678L
DLiM3672L
DLiM3084L
DLiM3078L
DLiM3072L
DLiM2484L
DLiM2478L
DLiM2472L



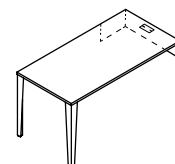
DLiM3684R
DLiM3678R
DLiM3672R
DLiM3084R
DLiM3078R
DLiM3072R
DLiM2484R
DLiM2478R
DLiM2472R



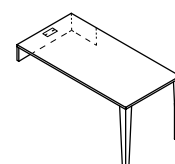
Rectangular surface-mounted layering tables with "L" support (folded metal corner leg)

D38

DLiJ3684L
DLiJ3678L
DLiJ3672L
DLiJ3084L
DLiJ3078L
DLiJ3072L
DLiJ2484L
DLiJ2478L
DLiJ2472L



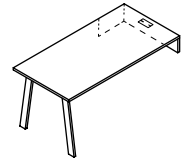
DLiJ3684R
DLiJ3678R
DLiJ3672R
DLiJ3084R
DLiJ3078R
DLiJ3072R
DLiJ2484R
DLiJ2478R



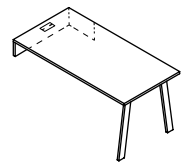
Rectangular surface-mounted layering tables with "L" support (angled metal legs)

D39

DLiK3684L
DLiK3678L
DLiK3672L
DLiK3084L
DLiK3078L
DLiK3072L
DLiK2484L
DLiK2478L
DLiK2472L



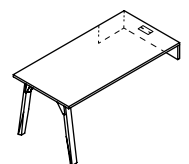
DLiK3684R
DLiK3678R
DLiK3672R
DLiK3084R
DLiK3078R
DLiK3072R
DLiK2484R
DLiK2478R
DLiK2472R



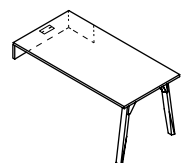
Rectangular surface-mounted layering tables with "L" support (angled wood legs)

D40

DLiN3684L
DLiN3678L
DLiN3672L
DLiN3084L
DLiN3078L
DLiN3072L
DLiN2484L
DLiN2478L
DLiN2472L



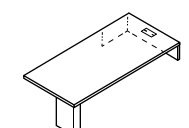
DLiN3684R
DLiN3678R
DLiN3672R
DLiN3084R
DLiN3078R
DLiN3072R
DLiN2484R
DLiN2478R
DLiN2472R



Rectangular surface-mounted layering tables with "L" support (monolithic base)

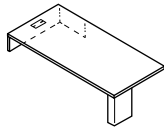
D42

DLiG3684L
DLiG3678L
DLiG3672L
DLiG3084L
DLiG3078L
DLiG3072L
DLiG2484L
DLiG2478L
DLiG2472L



Tables & storage / Layering (cont'd)

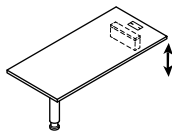
DLiG3684R
DLiG3678R
DLiG3672R
DLiG3084R
DLiG3078R
DLiG3072R
DLiG2484R
DLiG2478R
DLiG2472R



Rectangular surface-mounted layering tables with adjustable support (tubular leg)

D43

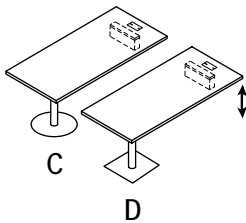
DAiA3684
DAiA3678
DAiA3672
DAiA3084
DAiA3078
DAiA3072
DAiA2484
DAiA2478
DAiA2472



Rectangular surface-mounted layering tables with adjustable support (tubular leg with base)

D44

DAiC3684
DAiC3678
DAiC3672
DAiC3084
DAiC3078
DAiC3072
DAiC2484
DAiC2478
DAiC2472

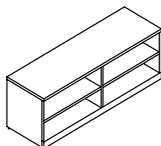


DAiD3684
DAiD3678
DAiD3672
DAiD3084
DAiD3078
DAiD3072
DAiD2484
DAiD2478
DAiD2472

Open credenzas 23" H.

D45

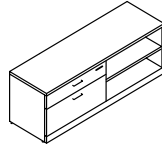
CZOO247223
CZOO246023
CZOO217223
CZOO216023



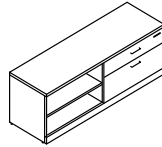
Credenzas with 2 drawers - 23" H.

D46

CZUFO247223
CZUFO246023
CZUFO217223
CZUFO216023



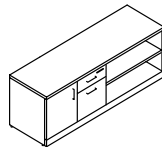
CZOUF247223
CZOUF246023
CZOUF217223
CZOUF216023



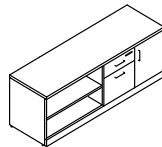
Combined storage credenzas - 23" H.

D47

CZDUFO247223
CZDUFO246023
CZDUFO217223
CZDUFO216023



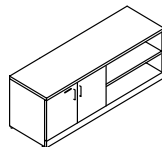
CZOUFD247223
CZOUFD246023
CZOUFD217223
CZOUFD216023



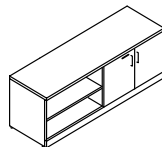
Credenzas with 2 doors - 23" H.

D48

CZDDO247223
CZDDO246023
CZDDO217223
CZDDO216023



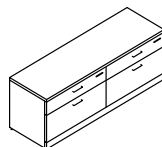
CZODD247223
CZODD246023
CZODD217223
CZODD216023



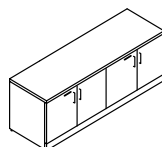
Credenzas 23" H.

D49

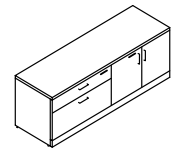
CZUFUF247223
CZUFUF246023
CZUFUF217223
CZUFUF216023



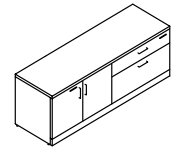
CZ4D247223
CZ4D246023
CZ4D217223
CZ4D216023



CZUFDD247223
CZUFDD246023
CZUFDD217223
CZUFDD216023



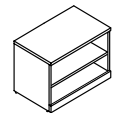
CZDDUF247223
CZDDUF246023
CZDDUF217223
CZDDUF216023



Storage units - 23" H. - open

D51

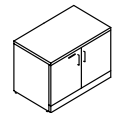
CZO243623
CZO243023
CZO213623
CZO213023



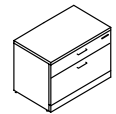
Storage units - 23" H.

D52

CZDD243623
CZDD243023
CZDD213623
CZDD213023



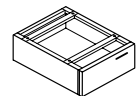
CZUF243623
CZUF243023
CZUF213623
CZUF213023



Drawer for layering tables

D53

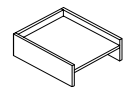
PiD151805



Pigeonhole for layering tables

D54

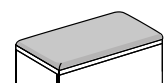
PiS171805



Cushion for storage units

D55

CUS2472
CUS2460
CUS2436
CUS2430
CUS2172
CUS2160
CUS2136
CUS2130



Shared tables & storage / Benching

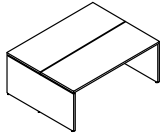
Closed shared benching tables - 2-sided - full end panels

E02

1 SURFACE: SEE RECTANGULAR TABLES

2 SURFACES

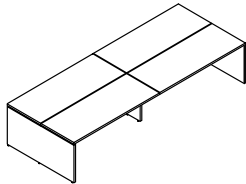
BC2i3072
BC2i3066
BC2i3060
BC2i3054
BC2i3048
BC2i3042
BC2i3036



BC2i2472
BC2i2466
BC2i2460
BC2i2454
BC2i2448
BC2i2442
BC2i2436

4 SURFACES

BC4i3072
BC4i3066
BC4i3060
BC4i3054
BC4i3048
BC4i3042
BC4i3036

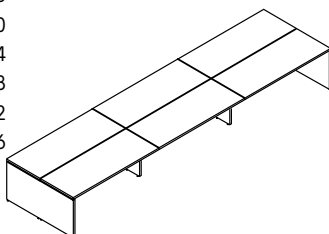


BC4i2472
BC4i2466
BC4i2460
BC4i2454
BC4i2448
BC4i2442
BC4i2436

6 SURFACES

BC6i3072
BC6i3066
BC6i3060
BC6i3054
BC6i3048
BC6i3042
BC6i3036

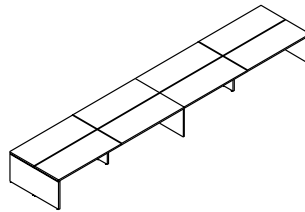
BC6i2472
BC6i2466
BC6i2460
BC6i2454
BC6i2448
BC6i2442
BC6i2436



8 SURFACES

BC8i3072
BC8i3066
BC8i3060
BC8i3054
BC8i3048
BC8i3042
BC8i3036

BC8i3072
BC8i3066
BC8i3060
BC8i3054
BC8i3048
BC8i3042
BC8i3036



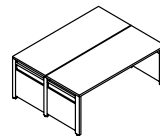
Closed shared benching tables - 2-sided - combined material end panels

E06

1 SURFACE: SEE RECTANGULAR TABLES

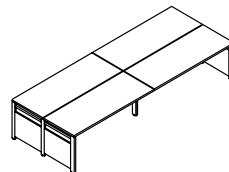
2 SURFACES

BC2iX3072
BC2iX3066
BC2iX3060
BC2iX3054
BC2iX3048
BC2iX3042
BC2iX3036
BC2iX2472
BC2iX2466
BC2iX2460
BC2iX2454
BC2iX2448
BC2iX2442
BC2iX2436



4 SURFACES

BC4iX3072
BC4iX3066
BC4iX3060
BC4iX3054
BC4iX3048
BC4iX3042
BC4iX3036

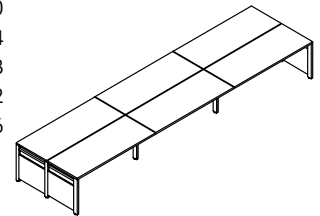


BC4iX2472
BC4iX2466
BC4iX2460
BC4iX2454
BC4iX2448
BC4iX2442
BC4iX2436

6 SURFACES

BC6iX3072
BC6iX3066
BC6iX3060
BC6iX3054
BC6iX3048
BC6iX3042
BC6iX3036

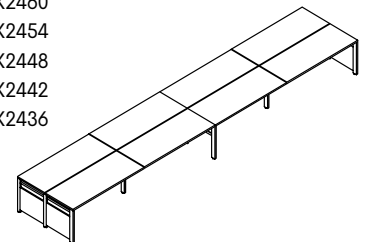
BC6iX2472
BC6iX2466
BC6iX2460
BC6iX2454
BC6iX2448
BC6iX2442
BC6iX2436



8 SURFACES

BC8iX3072
BC8iX3066
BC8iX3060
BC8iX3054
BC8iX3048
BC8iX3042
BC8iX3036

BC8iX2472
BC8iX2466
BC8iX2460
BC8iX2454
BC8iX2448
BC8iX2442
BC8iX2436



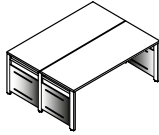
Shared tables & storage / Benching (cont'd)

Closed shared benching tables - 2-sided - perforated metal end panel E11

1 SURFACE: SEE RECTANGULAR TABLES

2 SURFACES

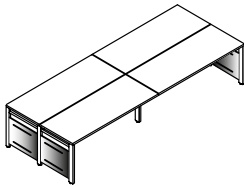
BC2iM3072
BC2iM3066
BC2iM3060
BC2iM3054
BC2iM3048
BC2iM3042
BC2iM3036



BC2iM2472
BC2iM2466
BC2iM2460
BC2iM2454
BC2iM2448
BC2iM2442
BC2iM2436

4 SURFACES

BC4iM3072
BC4iM3066
BC4iM3060
BC4iM3054
BC4iM3048
BC4iM3042
BC4iM3036

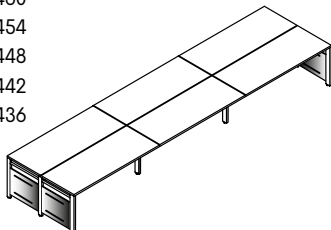


BC4iM2472
BC4iM2466
BC4iM2460
BC4iM2454
BC4iM2448
BC4iM2442
BC4iM2436

6 SURFACES

BC6iM3072
BC6iM3066
BC6iM3060
BC4iM3054
BC6iM3048
BC6iM3042
BC6iM3036

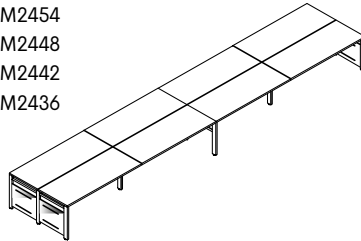
BC6iM2472
BC6iM2466
BC6iM2460
BC6iM2454
BC6iM2448
BC6iM2442
BC6iM2436



8 SURFACES

BC8iM3072
BC8iM3066
BC8iM3060
BC8iM3054
BC8iM3048
BC8iM3042
BC8iM3036

BC8iM2472
BC8iM2466
BC8iM2460
BC8iM2454
BC8iM2448
BC8iM2442
BC8iM2436

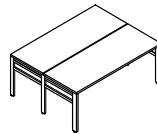


Closed shared benching tables - 2-sided - open metal end panels E14

1 SURFACE: SEE RECTANGULAR TABLES

2 SURFACES

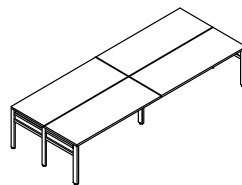
BC2iO3072
BC2iO3066
BC2iO3060
BC2iO3054
BC2iO3048
BC2iO3042
BC2iO3036



BC2iO2472
BC2iO2466
BC2iO2460
BC2iO2454
BC2iO2448
BC2iO2442
BC2iO2436

4 SURFACES

BC4iO3072
BC4iO3066
BC4iO3060
BC4iO3054
BC4iO3048
BC4iO3042
BC4iO3036

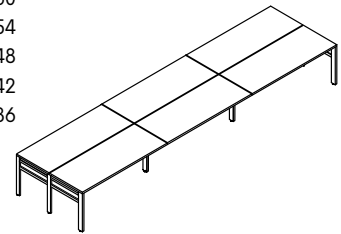


BC4iO2472
BC4iO2466
BC4iO2460
BC4iO2454
BC4iO2448
BC4iO2442
BC4iO2436

6 SURFACES

BC6iO3072
BC6iO3066
BC6iO3060
BC6iO3054
BC6iO3048
BC6iO3042
BC6iO3036

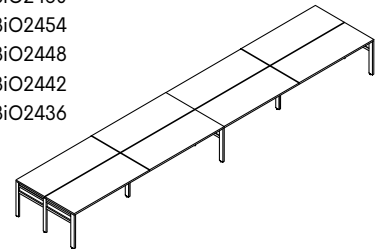
BC6iO2472
BC6iO2466
BC6iO2460
BC6iO2454
BC6iO2448
BC6iO2442
BC6iO2436



8 SURFACES

BC8iO3072
BC8iO3066
BC8iO3060
BC8iO3054
BC8iO3048
BC8iO3042
BC8iO3036

BC8iO2472
BC8iO2466
BC8iO2460
BC8iO2454
BC8iO2448
BC8iO2442
BC8iO2436



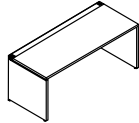
Shared tables & storage / Benching (cont'd)

Open shared benching table - 1-sided - full end panels

E18

1 SURFACE

BCO1i2872
BCO1i2866
BCO1i2860
BCO1i2854
BCO1i2848
BCO1i2842
BCO1i2836

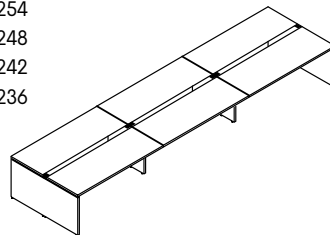


BCO1i2272
BCO1i2266
BCO1i2260
BCO1i2254
BCO1i2248
BCO1i2242
BCO1i2236

6 SURFACES

BCO6i2872
BCO6i2866
BCO6i2860
BCO6i2854
BCO6i2848
BCO6i2842
BCO6i2836

BCO6i2272
BCO6i2266
BCO6i2260
BCO6i2254
BCO6i2248
BCO6i2242
BCO6i2236

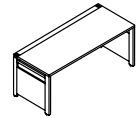


Open shared benching table - 1-sided - combined material end panels

E23

1 SURFACE

BCO1iX2872
BCO1iX2866
BCO1iX2860
BCO1iX2854
BCO1iX2848
BCO1iX2842
BCO1iX2836
BCO1iX2272
BCO1iX2266
BCO1iX2260
BCO1iX2254
BCO1iX2248
BCO1iX2242
BCO1iX2236

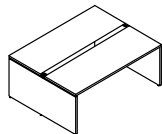


Open shared benching tables - 2-sided - full end panels

E19

2 SURFACES

BCO2i2872
BCO2i2866
BCO2i2860
BCO2i2854
BCO2i2848
BCO2i2842
BCO2i2836

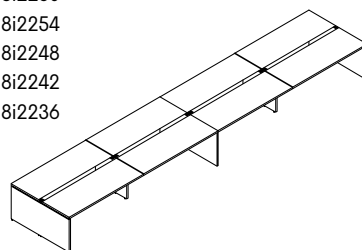


BCO2i2272
BCO2i2266
BCO2i2260
BCO2i2254
BCO2i2248
BCO2i2242
BCO2i2236

8 SURFACES

BCO8i2872
BCO8i2866
BCO8i2860
BCO8i2854
BCO8i2848
BCO8i2842
BCO8i2836

BCO8i2272
BCO8i2266
BCO8i2260
BCO8i2254
BCO8i2248
BCO8i2242
BCO8i2236



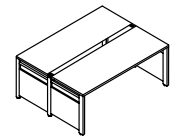
Open shared benching tables - 2-sided - combined material end panels

E24

2 SURFACES

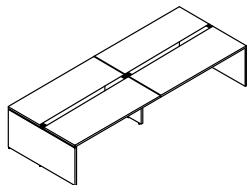
BCO2iX2872
BCO2iX2866
BCO2iX2860
BCO2iX2854
BCO2iX2848
BCO2iX2842
BCO2iX2836

BCO2iX2272
BCO2iX2266
BCO2iX2260
BCO2iX2254
BCO2iX2248
BCO2iX2242
BCO2iX2236



4 SURFACES

BCO4i2872
BCO4i2866
BCO4i2860
BCO4i2854
BCO4i2848
BCO4i2842
BCO4i2836

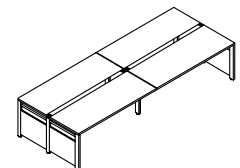


BCO4i2272
BCO4i2266
BCO4i2260
BCO4i2254
BCO4i2248
BCO4i2242
BCO4i2236

4 SURFACES

BCO4iX2872
BCO4iX2866
BCO4iX2860
BCO4iX2854
BCO4iX2848
BCO4iX2842
BCO4iX2836

BCO4iX2272
BCO4iX2266
BCO4iX2260
BCO4iX2254
BCO4iX2248
BCO4iX2242
BCO4iX2236

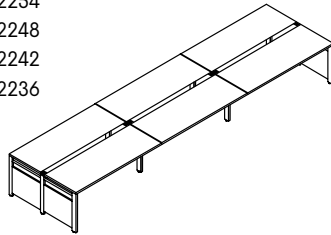


Shared tables & storage / Benching (cont'd)

6 SURFACES

BCO6iX2872
BCO6iX2866
BCO6iX2860
BCO6iX2854
BCO6iX2848
BCO6iX2842
BCO6iX2836

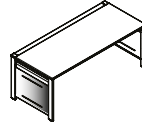
BCO6iX2272
BCO6iX2266
BCO6iX2260
BCO6iX2254
BCO6iX2248
BCO6iX2242
BCO6iX2236



Open shared benching table - 1-sided - perforated metal end panel E28

1 SURFACE

BCO1iM2872
BCO1iM2866
BCO1iM2860
BCO1iM2854
BCO1iM2848
BCO1iM2842
BCO1iM2836

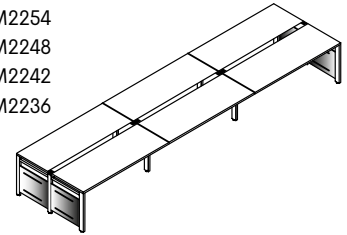


BCO1iM2272
BCO1iM2266
BCO1iM2260
BCO1iM2254
BCO1iM2248
BCO1iM2242
BCO1iM2236

6 SURFACES

BCO6iM2872
BCO6iM2866
BCO6iM2860
BCO6iM2854
BCO6iM2848
BCO6iM2842
BCO6iM2836

BCO6iM2272
BCO6iM2266
BCO6iM2260
BCO6iM2254
BCO6iM2248
BCO6iM2242
BCO6iM2236

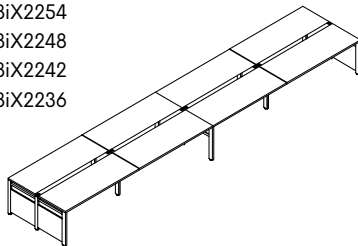


Open shared benching tables - 2-sided - perforated metal end panel E29

8 SURFACES

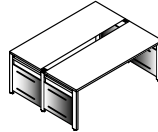
BCO8iX2872
BCO8iX2866
BCO8iX2860
BCO8iX2854
BCO8iX2848
BCO8iX2842
BCO8iX2836

BCO8iX2272
BCO8iX2266
BCO8iX2260
BCO8iX2254
BCO8iX2248
BCO8iX2242
BCO8iX2236



2 SURFACES

BCO2iM2872
BCO2iM2866
BCO2iM2860
BCO2iM2854
BCO2iM2848
BCO2iM2842
BCO2iM2836

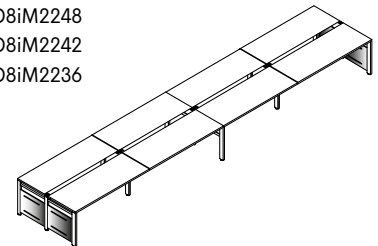


BCO2iM2272
BCO2iM2266
BCO2iM2260
BCO2iM2254
BCO2iM2248
BCO2iM2242
BCO2iM2236

8 SURFACES

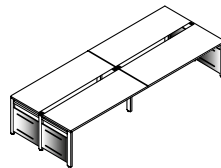
BCO8iM2872
BCO8iM2866
BCO8iM2860
BCO8iM2854
BCO8iM2848
BCO8iM2842
BCO8iM2836

BCO8iM2272
BCO8iM2266
BCO8iM2260
BCO8iM2254
BCO8iM2248
BCO8iM2242
BCO8iM2236



4 SURFACES

BCO4iM2872
BCO4iM2866
BCO4iM2860
BCO4iM2854
BCO4iM2848
BCO4iM2842
BCO4iM2836



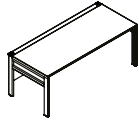
BCO4iM2272
BCO4iM2266
BCO4iM2260
BCO4iM2254
BCO4iM2248
BCO4iM2242
BCO4iM2236

Shared tables & storage / Benching (cont'd)

Open shared benching table - 1-sided - open metal end panels E33

1 SURFACE

BCO1iO2872
BCO1iO2866
BCO1iO2860
BCO1iO2854
BCO1iO2848
BCO1iO2842
BCO1iO2836

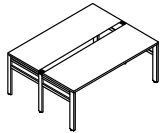


BCO1iO2272
BCO1iO2266
BCO1iO2260
BCO1iO2254
BCO1iO2248
BCO1iO2242
BCO1iO2236

Open shared benching tables - 2-sided - open metal end panels E34

2 SURFACES

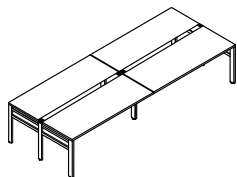
BCO2iO2872
BCO2iO2866
BCO2iO2860
BCO2iO2854
BCO2iO2848
BCO2iO2842
BCO2iO2836



BCO2iO2272
BCO2iO2266
BCO2iO2260
BCO2iO2254
BCO2iO2248
BCO2iO2242
BCO2iO2236

4 SURFACES

BCO4iO2872
BCO4iO2866
BCO4iO2860
BCO4iO2854
BCO4iO2848
BCO4iO2842
BCO4iO2836

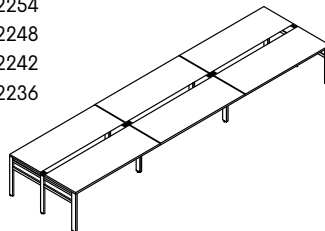


BCO4iO2272
BCO4iO2266
BCO4iO2260
BCO4iO2254
BCO4iO2248
BCO4iO2242
BCO4iO2236

6 SURFACES

BCO6iO2872
BCO6iO2866
BCO6iO2860
BCO6iO2854
BCO6iO2848
BCO6iO2842
BCO6iO2836

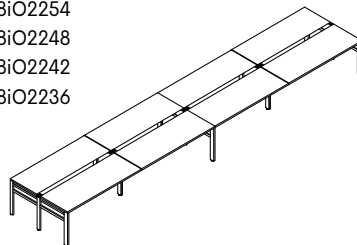
BCO6iO2272
BCO6iO2266
BCO6iO2260
BCO6iO2254
BCO6iO2248
BCO6iO2242
BCO6iO2236



8 SURFACES

BCO8iO2872
BCO8iO2866
BCO8iO2860
BCO8iO2854
BCO8iO2848
BCO8iO2842
BCO8iO2836

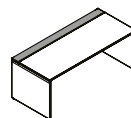
BCO8iO2272
BCO8iO2266
BCO8iO2260
BCO8iO2254
BCO8iO2248
BCO8iO2242
BCO8iO2236



Shared benching table with door - 1-sided - full end panels E38

1 SURFACE

BCD1i2672
BCD1i2666
BCD1i2660
BCD1i2654
BCD1i2648
BCD1i2642
BCD1i2636

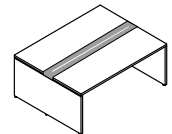


BCD1i2072
BCD1i2066
BCD1i2060
BCD1i2054
BCD1i2048
BCD1i2042
BCD1i2036

Shared benching tables with door - 2-sided - full end panels E39

2 SURFACES

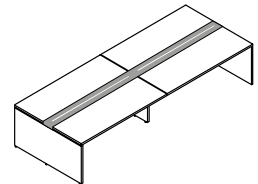
BCD2i2672
BCD2i2666
BCD2i2660
BCD2i2654
BCD2i2648
BCD2i2642
BCD2i2636



BCD2i2072
BCD2i2066
BCD2i2060
BCD2i2054
BCD2i2048
BCD2i2042
BCD2i2036

4 SURFACES

BCD4i2672
BCD4i2666
BCD4i2660
BCD4i2654
BCD4i2648
BCD4i2642
BCD4i2636



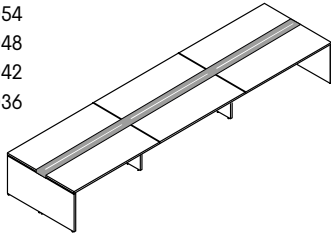
BCD4i2072
BCD4i2066
BCD4i2060
BCD4i2054
BCD4i2048
BCD4i2042
BCD4i2036

Shared tables & storage / Benching (cont'd)

6 SURFACES

BCD6i2672
BCD6i2666
BCD6i2660
BCD6i2654
BCD6i2648
BCD6i2642
BCD6i2636

BCD6i2072
BCD6i2066
BCD6i2060
BCD6i2054
BCD6i2048
BCD6i2042
BCD6i2036

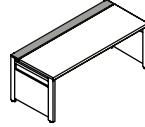


Shared benching table with door - 1-sided - combined material end panels E43

1 SURFACE

BCD1iX2672
BCD1iX2666
BCD1iX2660
BCD1iX2654
BCD1iX2648
BCD1iX2642
BCD1iX2636

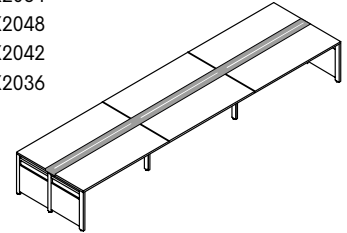
BCD1iX2072
BCD1iX2066
BCD1iX2060
BCD1iX2054
BCD1iX2048
BCD1iX2042
BCD1iX2036



6 SURFACES

BCD6iX2672
BCD6iX2666
BCD6iX2660
BCD6iX2654
BCD6iX2648
BCD6iX2642
BCD6iX2636

BCD6iX2072
BCD6iX2066
BCD6iX2060
BCD6iX2054
BCD6iX2048
BCD6iX2042
BCD6iX2036

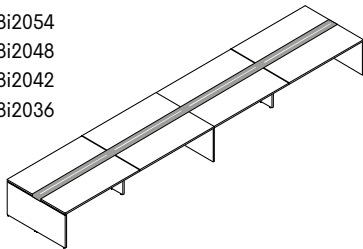


Shared benching tables with door - 2-sided - combined material end panels E44

8 SURFACES

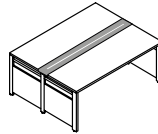
BCD8i2672
BCD8i2666
BCD8i2660
BCD8i2654
BCD8i2648
BCD8i2642
BCD8i2636

BCD8i2072
BCD8i2066
BCD8i2060
BCD8i2054
BCD8i2048
BCD8i2042
BCD8i2036



2 SURFACES

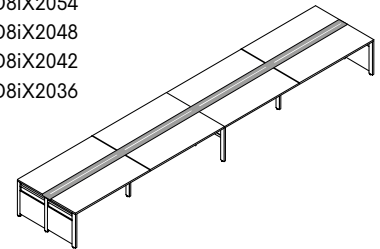
BCD2iX2672
BCD2iX2666
BCD2iX2660
BCD2iX2654
BCD2iX2648
BCD2iX2642
BCD2iX2636
BCD2iX2072
BCD2iX2066
BCD2iX2060
BCD2iX2054
BCD2iX2048
BCD2iX2042
BCD2iX2036



8 SURFACES

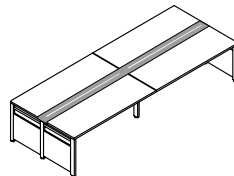
BCD8iX2672
BCD8iX2666
BCD8iX2660
BCD8iX2654
BCD8iX2648
BCD8iX2642
BCD8iX2636

BCD8iX2072
BCD8iX2066
BCD8iX2060
BCD8iX2054
BCD8iX2048
BCD8iX2042
BCD8iX2036



4 SURFACES

BCD4iX2672
BCD4iX2666
BCD4iX2660
BCD4iX2654
BCD4iX2648
BCD4iX2642
BCD4iX2636



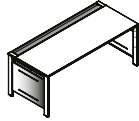
BCD4iX2072
BCD4iX2066
BCD4iX2060
BCD4iX2054
BCD4iX2048
BCD4iX2042
BCD4iX2036

Shared tables & storage / Benching (cont'd)

Shared benching table with door - 1-sided - perforated metal end panel E48

1 SURFACE

BCD1iM2672
BCD1iM2666
BCD1iM2660
BCD1iM2654
BCD1iM2648
BCD1iM2642
BCD1iM2636

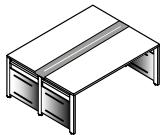


BCD1iM2072
BCD1iM2066
BCD1iM2060
BCD1iM2054
BCD1iM2048
BCD1iM2042
BCD1iM2036

Shared benching tables with door - 2-sided - perforated metal end panel E49

2 SURFACES

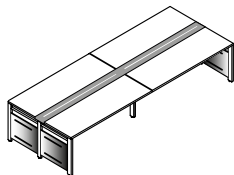
BCD2iM2672
BCD2iM2666
BCD2iM2660
BCD2iM2654
BCD2iM2648
BCD2iM2642
BCD2iM2636



BCD2iM2072
BCD2iM2066
BCD2iM2060
BCD2iM2054
BCD2iM2048
BCD2iM2042
BCD2iM2036

4 SURFACES

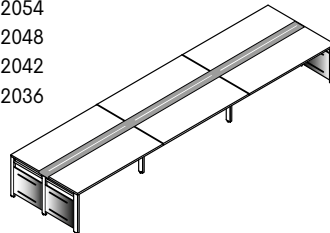
BCD4iM2672
BCD4iM2666
BCD4iM2660
BCD4iM2654
BCD4iM2648
BCD4iM2642
BCD4iM2636



BCD4iM2272
BCD4iM2266
BCD4iM2260
BCD4iM2254
BCD4iM2248
BCD4iM2242
BCD4iM2236

6 SURFACES

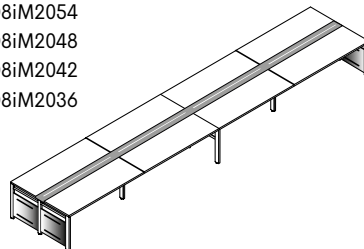
BCD6iM2672
BCD6iM2666
BCD6iM2660
BCD6iM2654
BCD6iM2648
BCD6iM2642
BCD6iM2636
BCD6iM2072
BCD6iM2066
BCD6iM2060
BCD6iM2054
BCD6iM2048
BCD6iM2042
BCD6iM2036



8 SURFACES

BCD8iM2672
BCD8iM2666
BCD8iM2660
BCD8iM2654
BCD8iM2648
BCD8iM2642
BCD8iM2636

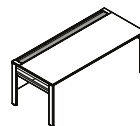
BCD8iM2072
BCD8iM2066
BCD8iM2060
BCD8iM2054
BCD8iM2048
BCD8iM2042
BCD8iM2036



Shared benching table with door - 1-sided - open metal end panel E53

1 SURFACE

BCD1iO2672
BCD1iO2666
BCD1iO2660
BCD1iO2654
BCD1iO2648
BCD1iO2642
BCD1iO2636

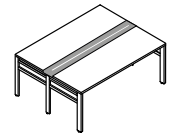


BCD1iO2072
BCD1iO2066
BCD1iO2060
BCD1iO2054
BCD1iO2048
BCD1iO2042
BCD1iO2036

Shared benching tables with door - 2-sided - open metal end panel E54

2 SURFACES

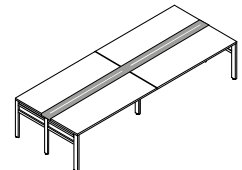
BCD2iO2672
BCD2iO2666
BCD2iO2660
BCD2iO2654
BCD2iO2648
BCD2iO2642
BCD2iO2636
BCD2iO2072
BCD2iO2066
BCD2iO2060
BCD2iO2054
BCD2iO2048
BCD2iO2042
BCD2iO2036



4 SURFACES

BCD4iO2672
BCD4iO2666
BCD4iO2660
BCD4iO2654
BCD4iO2648
BCD4iO2642
BCD4iO2636

BCD4iO2072
BCD4iO2066
BCD4iO2060
BCD4iO2054
BCD4iO2048
BCD4iO2042
BCD4iO2036

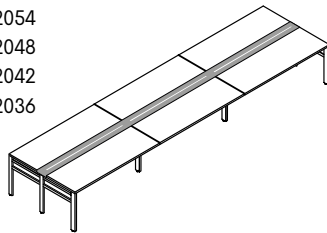


Shared tables & storage / Benching (cont'd)

6 SURFACES

BCD6iO2672
BCD6iO2666
BCD6iO2660
BCD6iO2654
BCD6iO2648
BCD6iO2642
BCD6iO2636

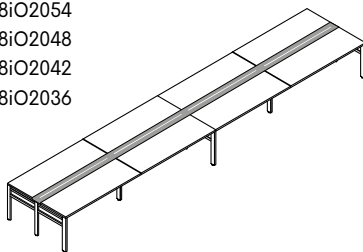
BCD6iO2072
BCD6iO2066
BCD6iO2060
BCD6iO2054
BCD6iO2048
BCD6iO2042
BCD6iO2036



8 SURFACES

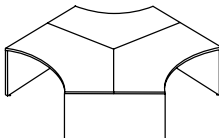
BCD8iO2672
BCD8iO2666
BCD8iO2660
BCD8iO2654
BCD8iO2648
BCD8iO2642
BCD8iO2636

BCD8iO2072
BCD8iO2066
BCD8iO2060
BCD8iO2054
BCD8iO2048
BCD8iO2042
BCD8iO2036



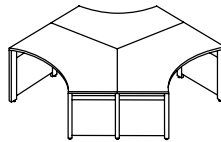
120° Closed shared benching tables - full end panels E58

BC3CV3048
BC3CV3042
BC3CV3036
BC3CV2448
BC3CV2442
BC3CV2436



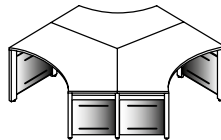
120° Closed shared benching tables - combined material end panels E59

BC3CVX3048
BC3CVX3042
BC3CVX3036
BC3CVX2448
BC3CVX2442
BC3CVX2436



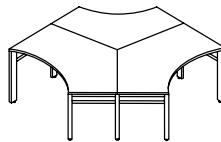
120° Closed shared benching tables - perforated metal end panels E60

BC3CVM3048
BC3CVM3042
BC3CVM3036
BC3CVM2448
BC3CVM2442
BC3CVM2436



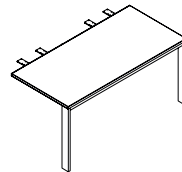
120° Closed shared benching tables - open metal end panels E61

BC3CVO3048
BC3CVO3042
BC3CVO3036
BC3CVO2448
BC3CVO2442
BC3CVO2436



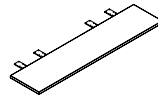
Collaborative surface extension E62

ETMO3060
ETMO3048
ETMO2460
ETMO2448



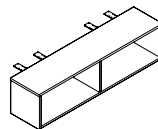
Surface extension E63

ETO1460
ETO1448



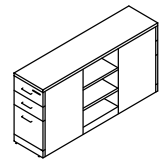
Storage extension E64

ESOO1460
ESOO1448

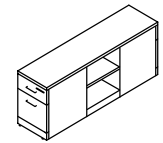


Shared end-of-run storage units E65

FBPUUF156029
FBPUUF154829

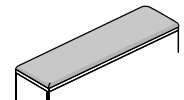


FBPUF156023
FBPUF154823



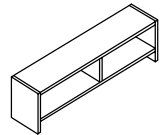
Cushion for shared end-of-run storage units E66

CUS1560
CUS1548



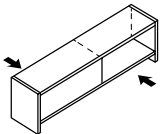
Open low hutches - 21" H. E67

HTCO7221
HTCO6621
HTCO6021
HTCO5421
HTCO4821
HTCO4221
HTCO3621
HTCO3021
HTCO2421

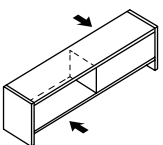


Open low hutches with shared access - 21" H. E68

HTCRO7221
HTCRO6621
HTCRO6021
HTCRO5421
HTCRO4821
HTCRO4221
HTCRO3621
HTCRO3021



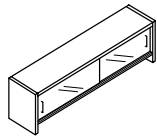
HTCOR7221
HTCOR6621
HTCOR6021
HTCOR5421
HTCOR4821
HTCOR4221
HTCOR3621
HTCOR3021



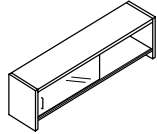
Shared tables & storage / Benching (cont'd)

Low hutches with sliding doors - 21" H. E69

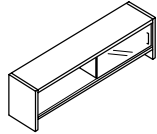
HTCGi7221
HTCGi6621
HTCGi6021
HTCGi5421
HTCGi4821
HTCGi4221
HTCGi3621
HTCGi3021



HTCGiO7221
HTCGiO6621
HTCGiO6021
HTCGiO5421
HTCGiO4821
HTCGiO4221
HTCGiO3621
HTCGiO3021

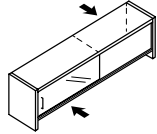


HTCOGi7221
HTCOGi6621
HTCOGi6021
HTCOGi5421
HTCOGi4821
HTCOGi4221
HTCOGi3621
HTCOGi3021

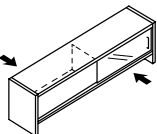


Low hutches with sliding door and shared access - 21" H. E70

HTCGiR7221
HTCGiR6621
HTCGiR6021
HTCGiR5421
HTCGiR4821
HTCGiR4221
HTCGiR3621
HTCGiR3021

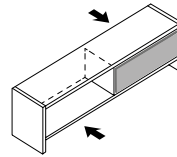


HTCRGi7221
HTCRGi6621
HTCRGi6021
HTCRGi5421
HTCRGi4821
HTCRGi4221
HTCRGi3621
HTCRGi3021



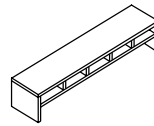
Tackboards for low hutches with shared access 21" H. E71

BTL3414
BTL3114
BTL2814
BTL2514
BTL2214
BTL1914
BTL1614
BTL1314



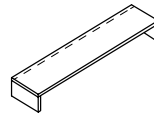
Shelves with integrated pigeonhole unit - 13" H. E72

HMA7213
HMA6613
HMA6013
HMA5413
HMA4813
HMA4213
HMA3613
HMA3013
HMA2413

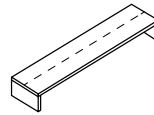


Shelves - 6" H. E73

HA7206A
HA6606A
HA6006A
HA5406A
HA4806A
HA4206A
HA3606A
HA3006A
HA2406A

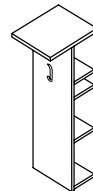


HA7206C
HA6606C
HA6006C
HA5406C
HA4806C
HA4206C
HA3606C
HA3006C
HA2406C



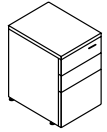
End-of-run bookcase - 50" H. E74

BKP151650

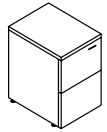


Freestanding pedestals 25" H. for shared benching tables 24" D. E75

FSLUUF25



FSLFF25

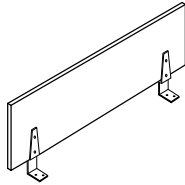


Screens & complements

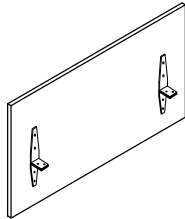
Laminate privacy screens

F02

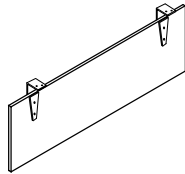
PPOV1572
PPOV1566
PPOV1560
PPOV1554
PPOV1548
PPOV1542
PPOV1536
PPOV1530
PPOV1524
PPOV1518



PPFR2972
PPFR2966
PPFR2960
PPFR2954
PPFR2948
PPFR2942
PPFR2936
PPFR2930
PPFR2924



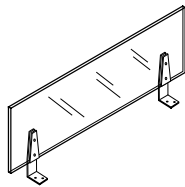
PPUN1372
PPUN1366
PPUN1360
PPUN1354
PPUN1348
PPUN1342
PPUN1336
PPUN1330
PPUN1324



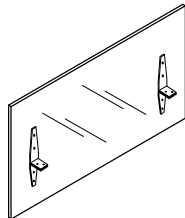
Frosted acrylic privacy screens

F04

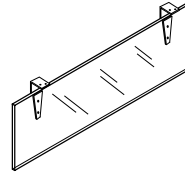
PPOVGiA1572
PPOVGiA1566
PPOVGiA1560
PPOVGiA1554
PPOVGiA1548
PPOVGiA1542
PPOVGiA1536
PPOVGiA1530
PPOVGiA1524
PPOVGiA1518



PPFRGiA2972
PPFRGiA2966
PPFRGiA2960
PPFRGiA2954
PPFRGiA2948
PPFRGiA2942
PPFRGiA2936
PPFRGiA2930
PPFRGiA2924



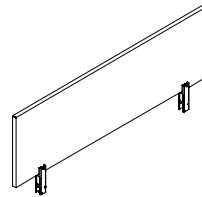
PPUNGiA1372
PPUNGiA1366
PPUNGiA1360
PPUNGiA1354
PPUNGiA1348
PPUNGiA1342
PPUNGiA1336
PPUNGiA1330
PPUNGiA1324



Laminate privacy screens or high-gloss white board - for open shared benching tables or with doors

F06

PPLM1867
PPLM1861
PPLM1855
PPLM1849
PPLM1843
PPLM1837
PPLM1831

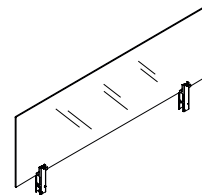


Glass privacy screen - for open shared benching tables or with doors

F07

CLEAR

PPCLG1867
PPCLG1861
PPCLG1855
PPCLG1849
PPCLG1843



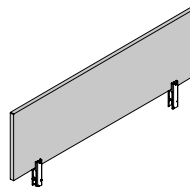
FROSTED

PPGiG1867
PPGiG1861
PPGiG1855
PPGiG1849
PPGiG1843

Privacy screen in non-tackable fabric - for open shared benching tables or with doors

F08

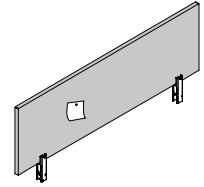
PPFA1867
PPFA1861
PPFA1855
PPFA1849
PPFA1843
PPFA1837
PPFA1831



Privacy tackboard screen - for open shared benching tables or with doors

F09

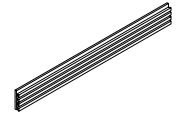
PPBTL1867
PPBTL1861
PPBTL1855
PPBTL1849
PPBTL1843
PPBTL1837
PPBTL1831



Accessory bar

F10

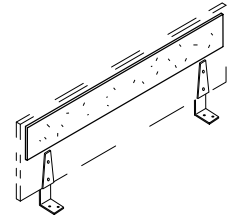
ACBC65
ACBC59
ACBC53
ACBC47
ACBC41
ACBC35
ACBC29



Tackboard for laminate privacy screens

F11

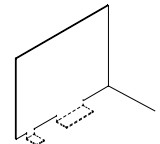
BTL7109
BTL6509
BTL5909
BTL5309
BTL4709
BTL4109
BTL3509
BTL2909
BTL2309
BTL1709



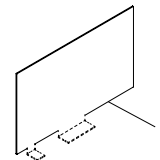
Lateral screens in metal

F12

DSMLR1526
DSMLR1520
DSMLL1526
DSMLL1520



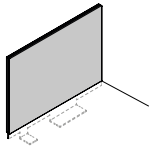
DSMLAR1532
DSMLAR1526
DSMLAL1532
DSMLAL1526



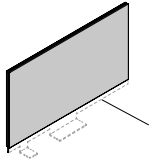
Screens & complements (cont'd)

Lateral fabric screens - non-tackable F13

DSFAR1526
DSFAR1520
DSFAL1526
DSFAL1520

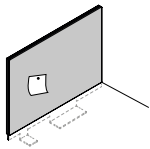


DSFAAR1532
DSFAAR1526
DSFAAL1532
DSFAAL1526

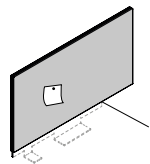


Lateral screen tackboard F14

DSBTLR1526
DSBTLR1520
DSBTLL1526
DSBTLL1520



DSBTLAR1532
DSBTLAR1526
DSBTLAL1532
DSBTLAL1526



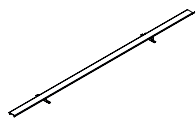
Center cap for 1-sided shared benching tables - open or with door F15

HC67BCOD
HC61BCOD
HC53BCOD
HC49BCOD
HC43BCOD
HC37BCOD
HC31BCOD



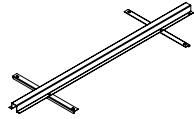
Removable center cap for open shared benching tables F16

HC67BCO
HC61BCO
HC55BCO
HC49BCO
HC43BCO
HC37BCO
HC31BCO



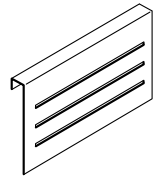
Center cap for shared benching tables with doors F17

HC67BCD
HC61BCD
HC55BCD
HC49BCD
HC43BCD
HC37BCD
HC31BCD



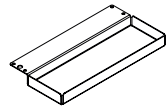
Accessory panel F18

ASASP



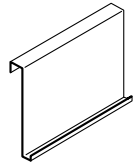
Office supply tray - for shared benching tables - open or with doors F19

BCPAP



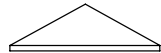
Marker board panel F20

AC-ASWBA



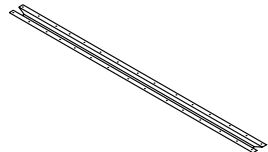
Corner shelf F21

JC1414



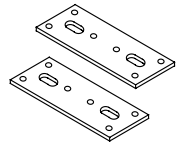
Stiffeners F22

AC-RSTF64
AC-RSTF52
AC-RSTF46



Junction plates F22

AC-FJP2

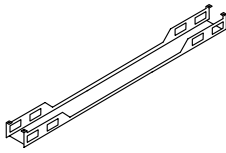


Electrical components

Cable trays

G02

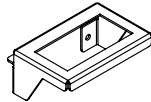
WCMC68
WCMC62
WCMC56
WCMC50
WCMC44
WCMC38
WCMC32
WCMC26
WCMC20



Outlet support

G03

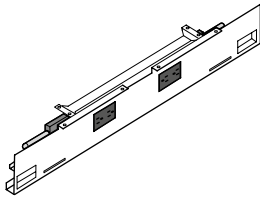
E2-EDS



Electrical distribution systems - 1-sided

G04

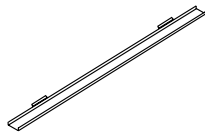
WCMA58
WCMA52
WCMA46
WCMA40
WCMA34
WCMA28
WCMA22
WCMA16



Cabling supports for electrical distribution systems - 1-sided

G05

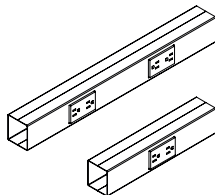
WCMA58
WCMA52
WCMA46
WCMA40
WCMA34
WCMA28
WCMA22
WCMA16



Electrical distribution system - 2-sided

G06

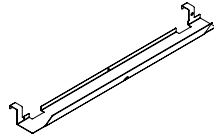
WCMBB22
WCMBB16



Cabling tray for shared benching tables

G07

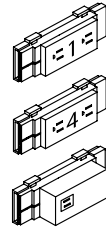
WCMBC66
WCMBC60
WCMBC54
WCMBC48
WCMBC42
WCMBC36
WCMBC30



Outlets

G08

E2-ER1
E2-ER2
E2-ER3
E2-ER4
E2-USB



Jumpers

G08

E2-EJT82
E2-EJT76
E2-EJT70
E2-EJT64
E2-EJT58



E2-EJT52
E2-EJT47
E2-EJT35
E2-EJT21
E2-EJT18

Connector

G08

IE-I



Fasteners for jumper

G09

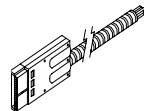
E2-EJB5



Wall and ground power connector

G09

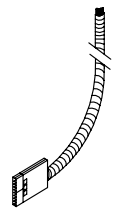
AC-ECJO



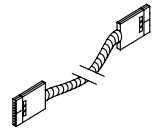
Ceiling power connectors

G09

E2-EC15



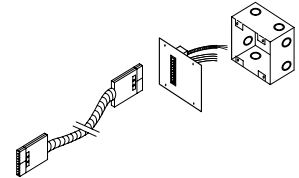
E2-EC18



Outlet for power feed connector E2-EC18

G10

E2-ECWD



Cabling pole above the surface for shared benching open or with doors

G11

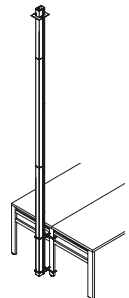
A5-EPBC144
A5-EPBC96



Cabling pole for closed shared benching tables with metal legs

G12

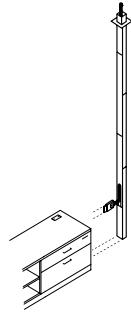
A5-EPB23



Electrical components (cont'd)

Cabling pole for credenza or shared
benching tables 1 side (full end panels) G13

A5-EPEU23
A5-EPEU22



General information



General information

description and series	58
applications and components	59
general specifications	60
noki electronic locks	62
grommet	62
multi-outlet	65
desks and tables	67
choice of supports and bridge return	69
convergent tables and end surfaces	71
reception desks	72
storage	73
storage units and bookcases	74
pedestals	75
hutches	77
tackboards, bookcase hutches and wall mounted modules	79
surface supported layering tables	80
shared benching tables	83
shared benching tables - 1-sided	85
privacy screens	86
privacy screen and accessory bars	88
privacy screen for shared benching tables, open or with doors	90
lateral screens for shared benching tables	91
surface and storage for shared benching tables	92
screens and complements	94
electricity	95
cabling trays	96
finishing caps and cabling pole	105
pulls, frames and fabrics	107
finish choices chart	108
specification chart	110
specification examples	116
typical layouts	117

Take Off by Artopex is an exceptionally versatile collection. Design your open space or private office with this furniture collection.



With its rectilinear and contemporary design, combination of materials (textured laminate finishes, metal, etc.), various options (legs, pulls, etc.), choice of components (storage, layering or benching tables, etc.) and exclusive features (Noki electronic lock), Take Off meets current office environment requirements by uniting outstanding design, quality and function.



The collection is divided into 4 series of freestanding furniture: **Lima**, **Mike**, **Sierra** and **Tango**. These series differ mainly in the thickness of the surfaces, the options of materials (laminated, combined, metal). The 4 series share a maximum of features, including sizes, finishes, choice of pulls, etc. It is therefore possible, if required, to harmoniously combine components from each series within a configuration.

Take off: 4 series

The Lima and Mike Series

Pre-assembled laminate furniture (desks, credenzas, storage, etc.) and modular components (returns, tables, etc.).

Classic linear design and uniform height (29" H) allow for the quick configuration of workstations. These series are usually suited to closed office configurations.

L Lima
1"

M Mike
1 1/2"



The Sierra and Tango Series

Modular furniture mixing laminate and metal. Components allow for configurations adapted to new working styles (layering S-T, benching, etc.).

S Sierra
1"

T Tango
1 1/2"



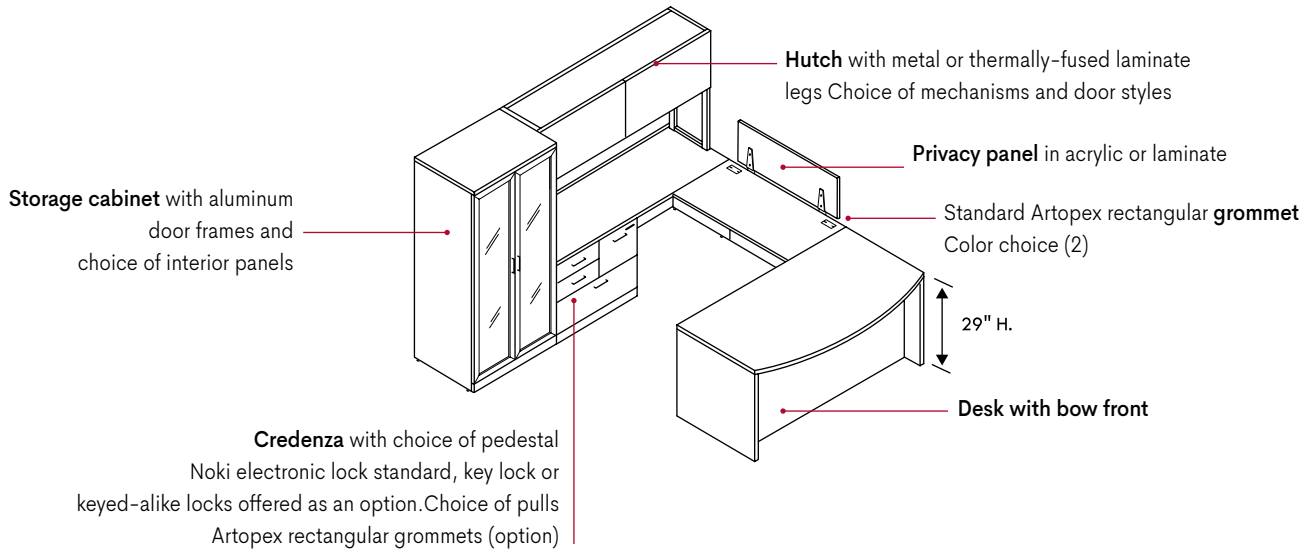
Contemporary linear design with the possibility of surface supported "layering" workstations (29" and 23" H.) particularly for use in open and shared workspaces.



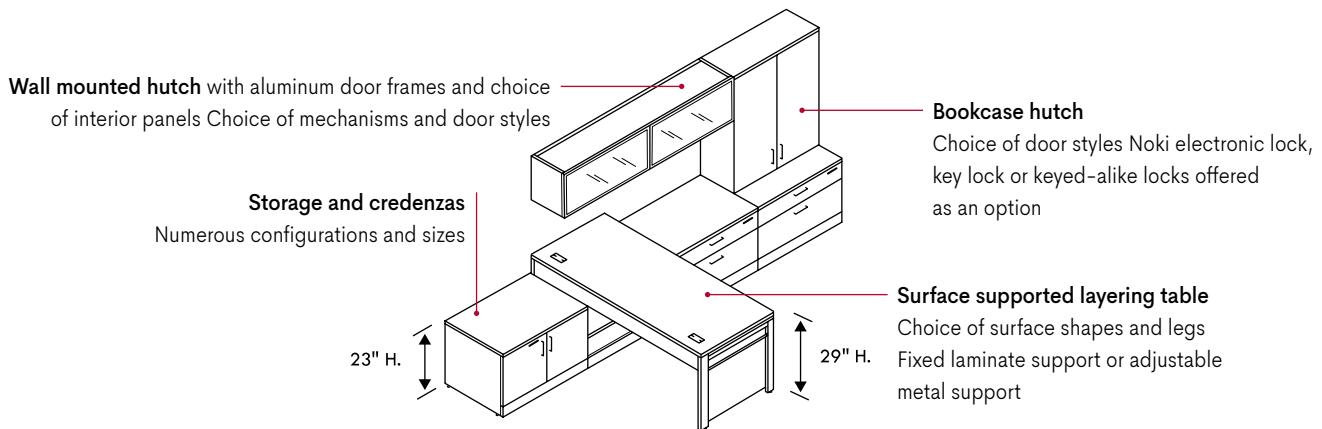
Applications and components

From the reception area to private office, through to open space layouts, the Take Off Collection of freestanding furniture offers an infinite number of solutions to meet all workplace needs. Examples of applications:

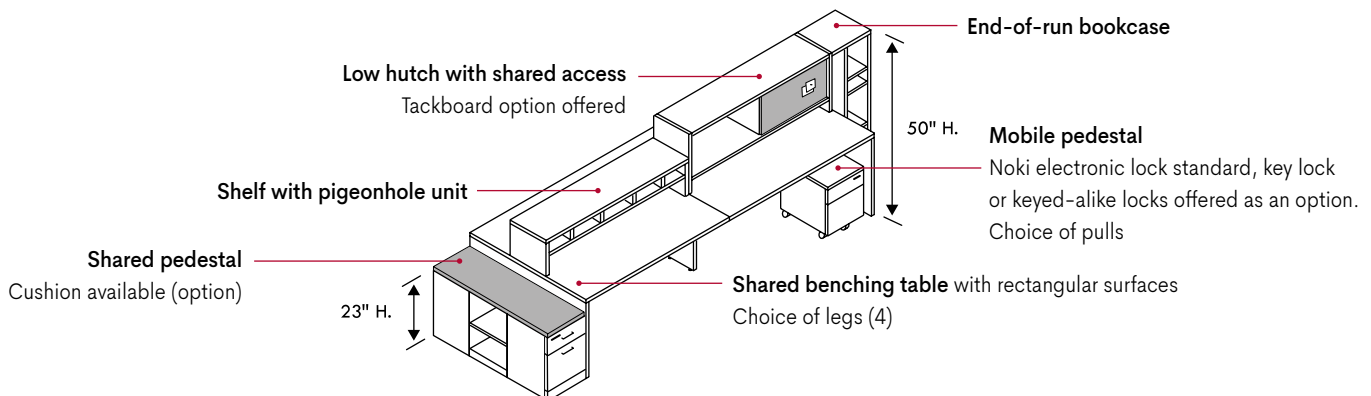
Uniform-Height Workstation (29" H.)



Layering workstation (29" and 23" H.)



Multi-user workstation and shared storage



General specifications

Materials

Work surfaces, storage tops and floor supports are made of 1" (25 mm) thick pressed wood for the Lima and **Sierra** series; 1 1/2" (38 mm) thick for the **Mike** and **Tango** series. Surfaces can be ordered in either Thermally Fused or High Pressure Laminate. Add 1/16" (1.6 mm) to the thickness of high pressure laminate surfaces.

There is a PVC 3/32" (2.5 mm) thick edge banding on the work surfaces and tops of storage with a choice of matching or contrasting colors, striped or fluted. Other components such as the floor supports also have a PVC 3/32" (2.5 mm) thick edge banding (matching T.F.L. colors).

As a general rule, the panels, sides and backs of storage units, modesty panels and drawer fronts are made of 1/4" (17.5 mm) thick pressed wood and are edged with PVC 3/32" (2.5 mm) thick edge banding (matching T.F.L. colors).

Laminate Finishes

The available finishes are divided into 4 categories:

- The "**Surface**" finish (applied on the surfaces of desks, tables or storage).
- The type of "**Edge Banding**" (surface contour).
- The "**Base**" finish (applied on the sides and back of desks, tables or storage).
- The "**Front**" finish (applied on the front of the desk drawers or fronts/doors of storage).

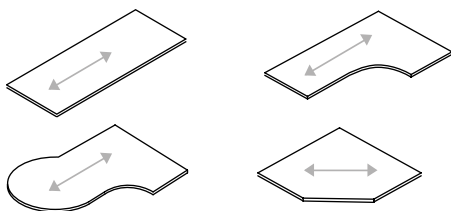
Casters, accessories and internal structural or mechanical components have a Black finish while metal components (legs, panel supports, structure, etc.) are available in 4 finishes: Charcoal (**3064**), Black (**3067**), Polar White (**3002**) or Silver (**3090**).

Refer to the product descriptions and finish charts for more information, see p.108-109.

Wood Grain Direction

Surfaces

The wood grain generally runs parallel to the longest side of the surface while tables with symmetrical surfaces have the wood grain positioned at 45°.



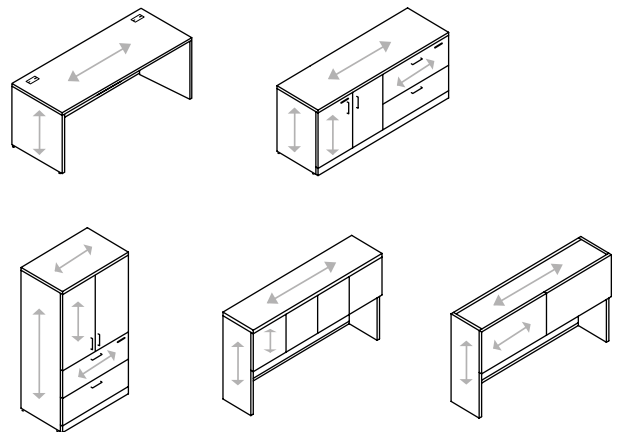
Legs, backs, doors and fronts

The wood grain is positioned vertically on:

- table and desks legs.
- sides of storage.
- backs of tables, desks and storage.
- hinged doors.

horizontally on:

- flipper or pivot-lift doors.
- drawer fronts.
- back of hutches.
- modesty panels.



Assembly and Hardware

Assembled products such as desks, returns with pedestal, credenzas, cabinets and storage as well as all pedestals require no assembly upon delivery except for levelers and pulls.

Knockdown products are delivered with the necessary hardware (brackets and screws) pre-assembled to the parts. The **bridge returns and returns without pedestal, junction surfaces and various tables with choice of legs or half legs** are delivered with the necessary hardware for attaching to adjacent surfaces.

All furniture is equipped with adjustable levelers except bridge returns (to be added during installation).

General specifications (cont'd)

Doors

The doors have hinges that allow for a 110° opening. They are also available with other door opening mechanisms: flipper doors, flipper doors with soft-closing option and pivot-lift doors.

Drawers

The drawers are equipped with a progressive slide comprised of ball bearings with a total extension of 16", 18" or 22". The weight capacity is 100 pounds for the 6" and 12" drawers on pedestals and cabinets and 150 pounds for lateral file drawers. All drawer slides meet BIFMA Standards.

Interlock

Certain storage units have an Interlock system. Interlock is a blocking mechanism that allows for the opening of only one drawer at a time to eliminate the possibility of the filing unit tipping over.

Accessories for drawers

Storage units that include at least one 6" utility drawer come with a pencil tray that can be installed either width or length wise.

File drawers have PVC rails along the top for hanging letter or legal size files. A filing bar (letter size) is included with all desks and combined storage units with filing drawers (12"). Filing bars (letter size) must be ordered separately for surface attached, freestanding and mobile pedestals. Front-to-back filing bars are also available. Refer to the Accessory price list for more details.

Pulls

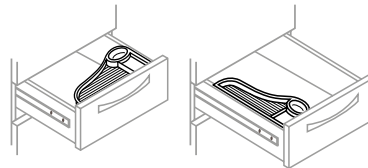
Pulls are included on storage units such as credenzas, filing cabinets and cabinets. However, it is necessary to specify the desired type.

Pulls are not included on pedestals (suspended, freestanding or mobile) or assembled desks. Pulls can be added as an option.


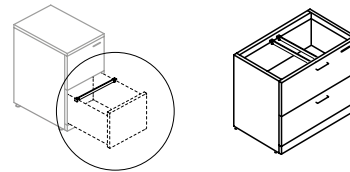
Hutch doors do not have pulls, a space behind the door allows for opening. For the types of pulls available, [see p.107](#).

Kick plate

Storage units (pedestals, credenzas, cabinets, etc.) have a full length kick plate that is flush with the front or doors.



Pencil tray installed either width or length



Kick plate flush with fronts

General specifications (cont'd)

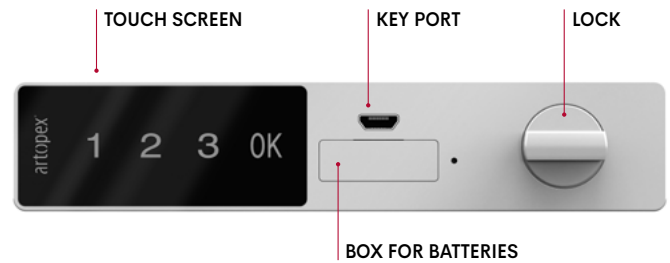
Locks: Noki Electronic locks / Locks & keys

In the Take Off Collection, storage and desk drawers are equipped with the chrome-finished Noki, the electronic lock exclusive to Artopex.

With some products, such as hutches and bookcase hutches, a Noki electronic lock can be added as an option by specifying it in the "Lock" column of the code. Key locks and keyed-alike are also available as an option (no upcharge).

Noki is a simple and efficient locking system.

- A unique combination per user, department or storage unit as required (more than 9,000 combinations).
- A forgotten code, an absent user ... use the master key or an authorized person may obtain a master code from Artopex.
- After four attempts to open with a wrong code, a brief alarm sounds.
- Powered by batteries (included), easy access change batteries.



IMPORTANT:

Locks are not available on doors with aluminum frames unless specified in the product description.

Grommet

Factory-installed rectangular grommets are included on tables, returns and bridge returns and are optional on desks and closed shared benching tables as well as credenzas and storage 29" H. or less. To specify products with no grommets, use the "NG" option (no upcharge).

The grommet with the Artopex logo has a cover with two openings:

- The first opening is for large cables (screen, computer, lamp, etc.).
- The second opening is for smaller wires (cell, USB plug, etc.).
- Dimensions of opening when the cover is removed: 3 3/8" x 1 5/8".



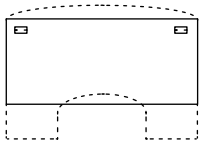
The grommet is available in two plastic finishes: White (**G1**) and Charcoal (**G2**). The finish must be specified in the product specification.

Grommet (cont'd)

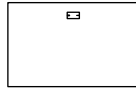
Products with grommets

Rectangular tables, returns and bridge returns 42" long or less have 1 grommet at the center and items 48" or more are fitted with 2 grommets. The corner tables have 1 grommet positioned at the center back unless one side measures 60" or more, then 2 grommets are aligned on this side. Modular tables have 1 grommet.

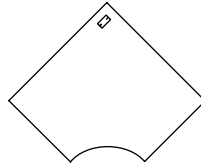
1- Position of grommets on TABLES and CORNERS



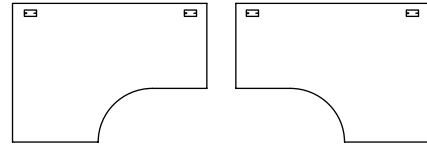
48" or more



42" or less




48" or less




60" or more



2- Position of grommets on RETURNS



48" or more




42" or less WITH pedestal



42" or less WITHOUT pedestal

3- Position of grommet on CONVERGENT and LAYERED TABLES

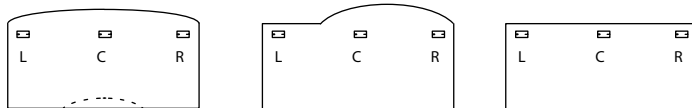


Grommet (cont'd)

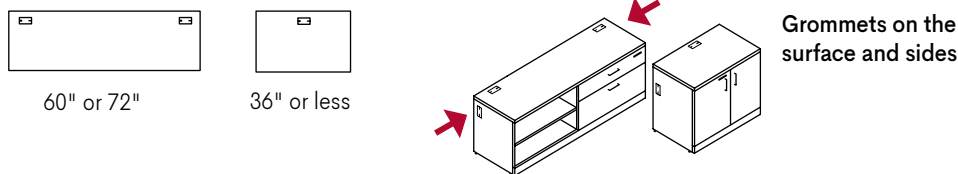
Products without grommets (optional grommets)

It is possible to add grommets on desks and certain other products when the option is indicated. The finish and the grommet position must be specified in the product specification. For example, if a white grommet (**G1**) positioned to the left (**L**) and right (**R**) is required, add the code **G1LR** under the "Grommet Options" section. For credenzas and storage, the option includes 3 or 4 grommets according to the length of the item, for the open shared benching tables - 1-sided - full end panels, this option includes 2 grommets on each leg. The illustrations below explain the position of the grommet according to the item.

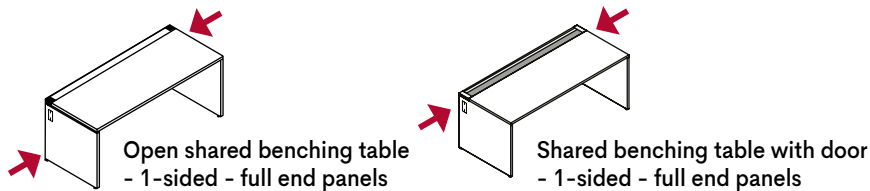
1) Position of grommets on DESKS and RECEPTION DESKS



2) Position of grommets on CREDENZAS and STORAGE 29"H. or less



3) Position of grommets on full end panels of SHARED BENCHING TABLES - 1-sided.



IMPORTANT:

The placement of pedestals under the desk could affect cable passage.



Multi-outlet (optional)

A recessed multi-outlet can be ordered on the majority of products. The surface has a pre-drilled hole but the multi-outlet must be installed on site.

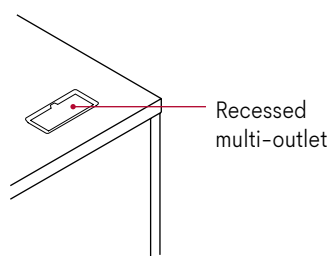
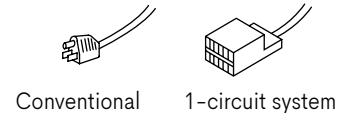
The black plastic multi-outlet has:

- 2 electrical outlets with ground and 13AMP circuit-breaker.
- 2 openings for telecommunications adapter.
- The retractable lid can be closed when not in use.

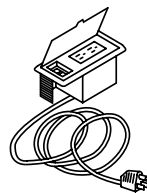
Specify the type and location of the multi-outlet under the "Options" section (M-Outlet).

Types

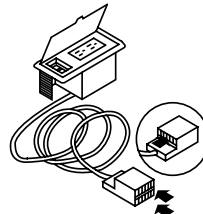
The multi-outlet is available with two types of connections:
A conventional wall connection and a connection for the 1-circuit system.
Both multi-outlets are UL and CSA compliant.



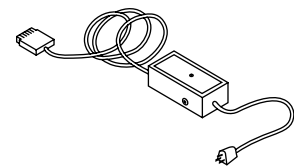
Recessed multi-outlet




Recessed multi-outlet **UC**
1-circuit with conventional connections



Recessed multi-outlet **EC**
1-circuit electrical system




AC-ECFK
Power module



IMPORTANT:

- A clearance of 5" is required behind a pedestal to install a multi-outlet. Refer to the specification chart on [p.112-114](#) for the clearance requirements for the different pedestals.
- The EC option requires the use of 1-circuit system components such as the AC-ECFK power supply



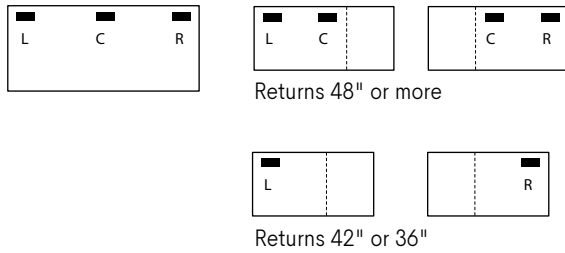
ATTENTION:

- The installation of the 4-circuit power system, 1-sided (AC-WCMA_) is **not possible** with the UCC and ECC options.
- The installation of the 4-circuit power system, 1-sided (AC-WCMA_) is **possible** with the UCL/UCR and ECL/ECR options but it must be specified **26" shorter** than the length of the surface. Example: For a 72" surface, specify the AC-WCMA46.

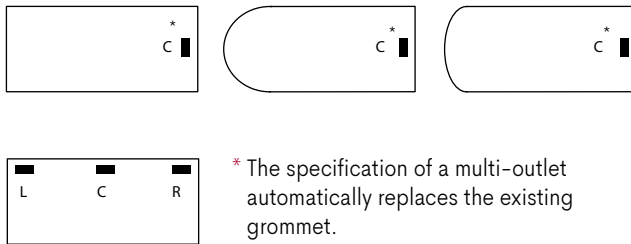
Multi-outlet (optional) (cont'd)

The illustrations below explain the position of the multi-outlets according to the surface type.

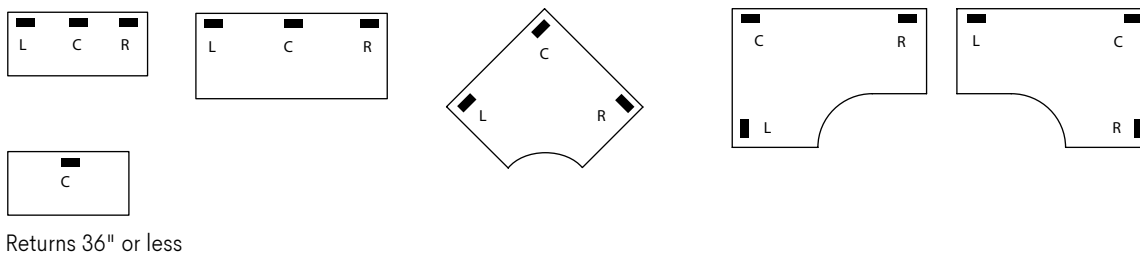
Multi-outlets positions on DESKS, RETURNS with pedestals and RECEPTION DESKS



Multi-outlets positions on CONVERGENT and LAYERED TABLES



Multi-outlet positions on RETURNS without pedestals, TABLES and CORNERS



Desks and tables

The Take Off work surface height is 29" for the **Lima** and **Sierra** series and 29 ½" for the **Mike** and **Tango** series unless otherwise indicated. A ¼" space between modesty panel and underside of knockdown table surfaces allows for the installation of a privacy panel or an accessory bar.

Modesty Panel (back)

Tables Lima / Mike

Lima and **Mike** series tables and desks have a standard modesty panel (back), full height (28").

On **assembled desks**, the modesty panel is recessed:

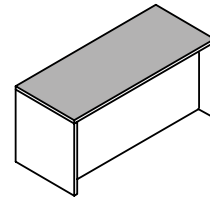
- 11" on desks 36" in depth.
- 5" on desks 30" in depth.
- Flush on desks 24" or less.

A modesty panel can be ordered with a rounded accent at the base, 1" thick and is the same color as the work surface. Option available on desks 30" in depth or more.

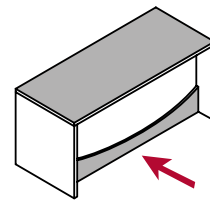
For **knockdown tables**, the modesty panel is recessed:

- 11" on tables 36" in depth.
- Flush on tables 30" in depth or less (unless otherwise indicated).

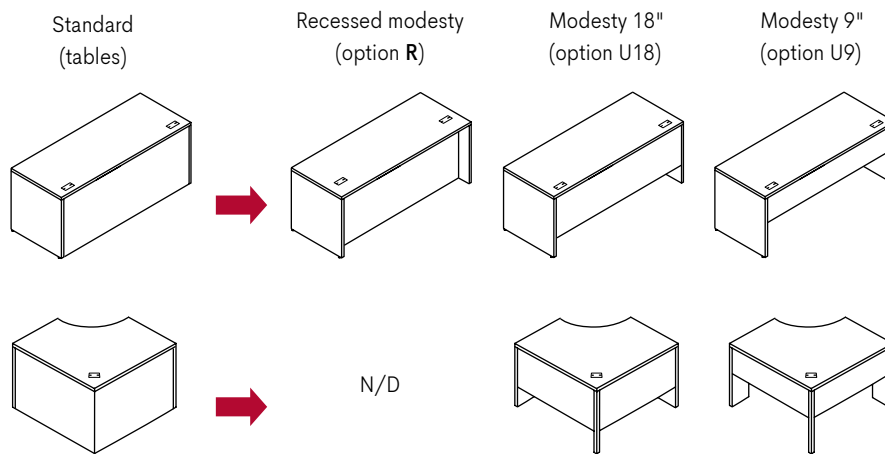
A modesty panel can be ordered recessed (5") on 30" tables or ordered shorter: 9" or 18" high (no upcharge). These two options cannot be combined and the availability varies depending on the product. Refer to the option choices for each product.



Standard (desks)



Modesty panel with rounded accent (option JJ)



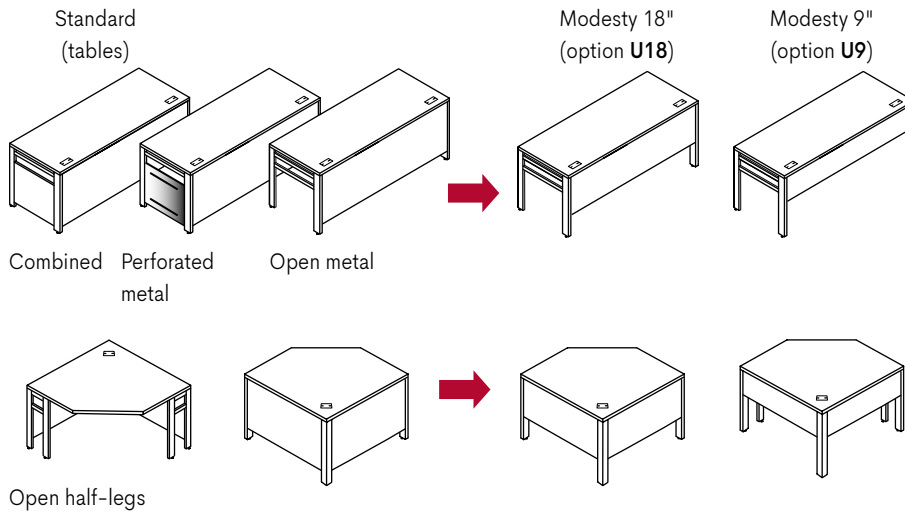
Corner tables with a full height modesty panel have a leveler installed at the connection of two panels for stability.

Those with 18" or 9" high modesty panels have a 1"x 1" black metal leg in the back corner.

Desks and tables (cont'd)

Sierra / Tango Tables

Sierra and Tango series tables with combined, perforated metal and open metal end panels have a standard modesty panel, flush, and 4" from the floor. Shorter modesty panels are available: 9" or 18" high (no upcharge).



The **corner tables** have a 2 1/2" x 2 1/2" metal leg in the back corner. The finish is coordinated with the open half-legs.

Choice of supports

Different models of legs are available according to the type of table and the selected series (**Lima, Mike, Sierra and Tango**). Levelers allow for an adjustment of 1 1/2" (38 mm) in height, unless otherwise indicated. The metal legs or legs with metal components are available in a choice of 4 finishes: Silver, Polar White, Charcoal or Black. The laminate legs are available in all the "base" laminate finishes.



Laminate end panels*
1" Thermally Fused laminate panel.



Combined end panel, metal-laminate*
Frame of 1"x 3" metal tubes with Thermally Fused laminate panel insertion.
Sierra / Tango series only.



PERFORATED METAL end panel*
Frame of 1" x 3" metal tubes with a perforated metal panel insertion.
Sierra / Tango series only.



OPEN METAL end panel*
Frame of 1" x 3" metal tubes.
Sierra / Tango series only.



MONOLITHIC leg
4" x 12" rectangular base panels made of 1" thermally fused laminate.



ROUND 2 1/2" leg
Tubular metal leg, 2 1/2" diameter allowing for a height adjustment of 1 3/16".



ROUND 4" leg
Metal telescopic leg, 4" in diameter allowing for a height adjustment of 4".



TUBULAR leg WITH BASE PLATE
Round 4" diameter tubular leg with round or square base plate. The plate is 18" in diameter or 18" x 18".
Height adjustment from 27" to 30" H.
Under the surface

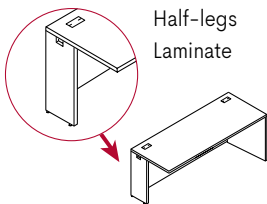


TUBULAR leg set
(2) round tubular metal legs, 2 1/2" diameter allowing for a height adjustment of 1 3/16".
OR (2) square tubular metal legs, 2 1/2" x 2 1/2" with a height adjustment of 2".

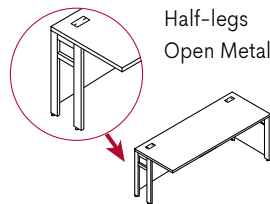


Double "O" techno base
1" x 3" rectangle tubular metal.

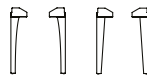
* Half-legs of knockdown **Lima** and **Mike** tables are always in **Thermally Fused laminate** while half-legs of knockdown **Sierra** and **Tango** tables are open metal end panels.



Lima / Mike



Sierra / Tango




Folded metal corner leg set
(2) 3" x 3" folded steel legs, 3/16" thick.



Angled metal leg set
(2) 1" x 3" rectangle tubular metal.



Angled wood leg set
(2) 1 1/2" x 2 3/4" wood legs with folded metal brackets.



IMPORTANT:
The natural properties of the hard wood of this leg will result in a variation in the woodgrain and color.

Bridge return

The rectangular bridge return is composed of a surface and a modesty panel that do not touch the floor once assembled. It is held in place using junction plates and "Z" fasteners (included) to secure the modesty panel to the adjacent units. The height of the regular bridge is 29" for **Lima** and **Sierra** series and 29 ½" for **Mike** and **Tango** unless otherwise indicated. The bridge return is delivered unassembled and a privacy panel or accessory bar can be installed on it using the ¼" space between the modesty panel and the top.



IMPORTANT:

It is not possible to attach a suspended pedestal to a bridge return.

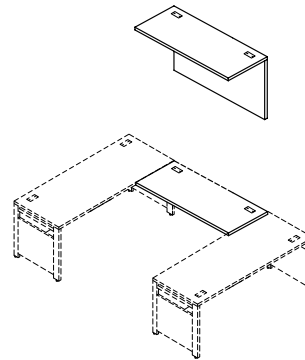
The modesty panel of the bridge return in the **Lima** and **Mike** series is full height, and in the **Sierra** and **Tango** series, it is 4" from the floor to align with the modesty panel of tables with combined, perforated metal or open metal ends panels with which it is assembled.

Modesty panel (option)

Modesty panels are available 9" or 18" H. as an option (no charge).

Bridge return without modesty panel

This surface is attached to adjacent surfaces using junction plates (included) and allows the joining of two tables, a table and a credenza or table and a desk. This surface may also be supported by support pedestal



Convergent tables

Convergent tables serve as the main work surface or meeting surface of a workstation. They must be attached to an adjacent component (bridge return, credenza ...) and are available in a variety of shapes: "D" shaped arched, rectangular "P" shaped, "L" shaped and in "Shark" shaped with a choice of metal, wood or laminate legs.

Modesty panel (back)

The modesty panel on convergent tables is 12" H. and is the same laminate finish as the "base".

"T" end panel

The "T" end panel on convergent tables has a clearance for the passage of cables through the grommet.

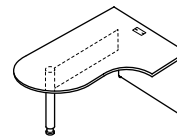
Multi-Outlet (optional)

Recessed multi-outlet are available on convergent tables. The surface has a pre-drilled hole but the multi-outlet must be installed on site. The specification of a multi-outlet automatically replaces the existing grommet, [see p.62 to 64](#).

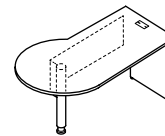
Stiffener

A stiffener is recommended for surface supported tables 54" or more.

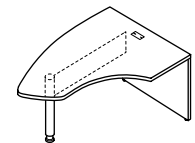
Convergent tables



"L" shaped tables

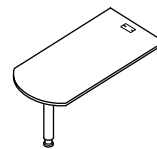


"P" shaped tables

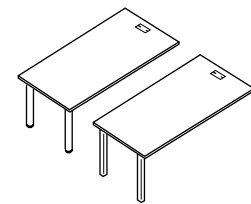


"Shark" shaped tables

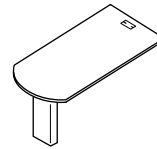
Surface supported tables




Arched table



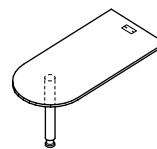
Rectangular tables



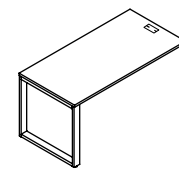
Monolithic base



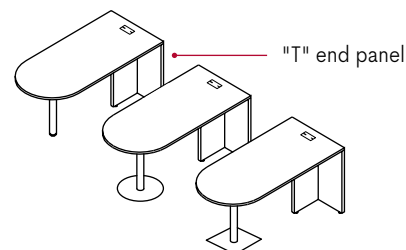
Angled wood legs



"D" shaped table



Double "O" Techno base leg

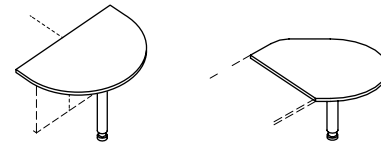


"D" shaped tables

The end surfaces ("teardrop" table and meeting surfaces) are placed at the end of a table or two tables back-to-back.

The end surface is attached using junction plates (included) and has a telescopic metal leg, 4" in diameter allowing for a height adjustment of 4".

The leg is available in 4 finishes: Black, Charcoal, Polar White and Silver.



Reception desks

Closed reception desks with rounded shelves are available in the **Lima** series (1" thick) or the **Mike** series (1 1/2" thick). The shelves will have the same features as work surfaces (finish, edge band and thickness) but the finish of the drawer fronts of the pedestals must be specified.

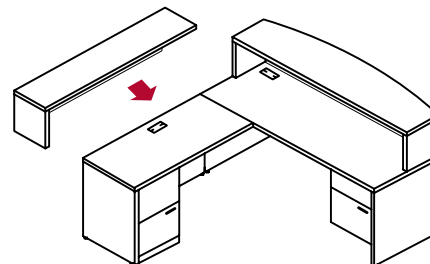
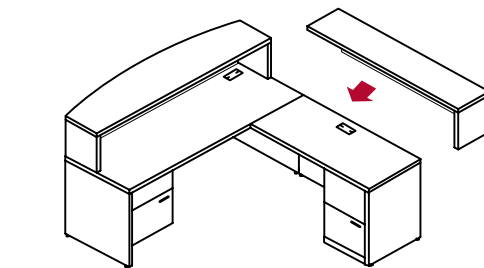
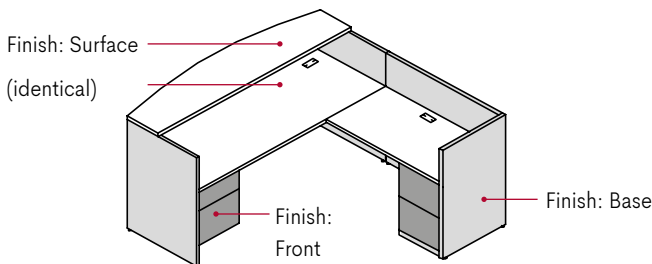
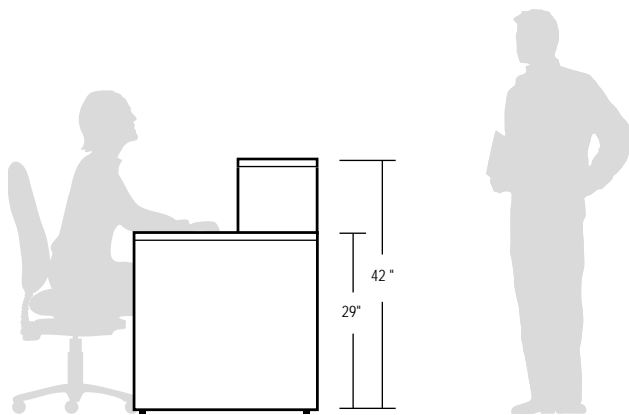
The return of the main unit as well as certain shelves must be specified separately. Information on how to order these products is available in the product descriptions of the price list.

Surface and shelf heights

The illustration below shows the different heights (surface / shelf). Add 1/2" for the **Mike** series.

Transaction shelf

It is possible to convert a rectangular desk (or table) into a reception desk using the transaction shelf. It is attached with double-sided adhesive tape on to the work surface. Once installed on a surface 29" in height, the transaction shelf is at 42" H. An extension can be added on the return, left or right.



Storage

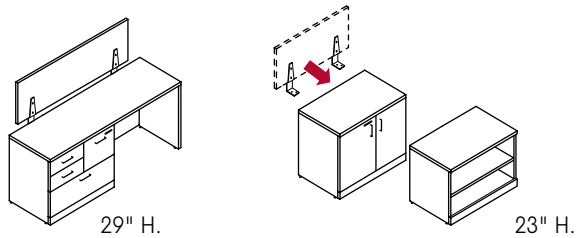
The Take Off Collection offers storage in numerous configurations: with drawers, with door(s) or a combination of both and in various dimensions. For further information on storage construction, [see p.60 to 62](#).

Grommets (option)

Rectangular Artopex grommets can be specified as an option on the surface and sides of credenzas and storage units 29" H. or less to allow for the passage of cables. [see p.62 to 64](#).

Privacy panel and accessory bar

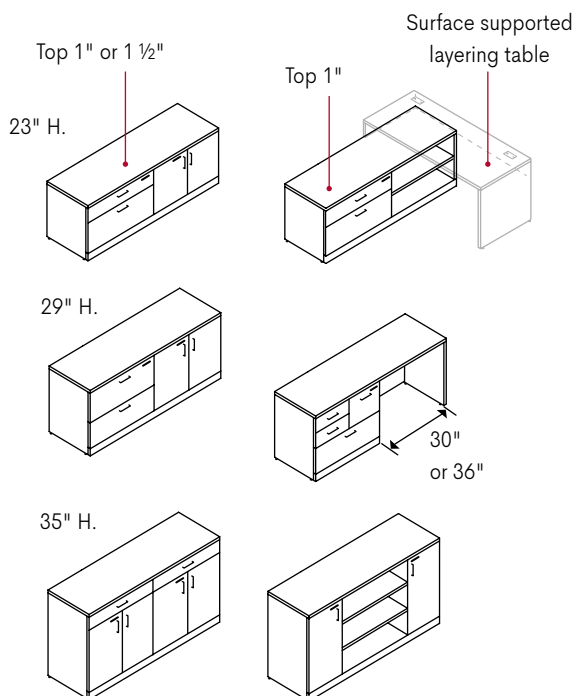
A ¼" space between the surface and back of credenzas and storage units 29" H. or less allows for the installation of a privacy panel or an accessory bar for metal or plastic accessories.



Maximum length of the privacy panel = total length of the unit minus 6"

OR

Maximum length of the privacy panel when installed on a unit with a division (in the construction) = ½ the length of the unit minus 6"



Single storage units 41" H.

Credenzas 23" H.

Credenzas

Assembled credenzas are available in different configurations with the following features:

- Two depths: 21" and 24".
- Two widths: 60" and 72".
- Two surface thicknesses: 1" and 1 ½".

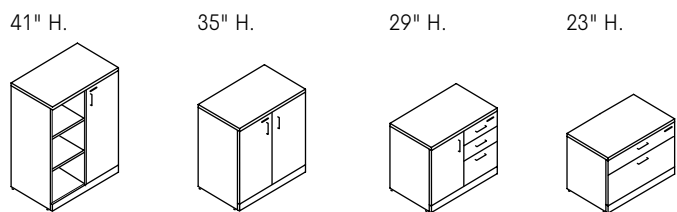
Sierra and Tango Series

Assembled credenzas 23" H. are available in many configurations of doors and / or drawers with or without an open section.

Credenzas in the Sierra series (1" surface) serve as support for tables to create surface supported "layering" workstations. Grommets are optional on the surface and sides, [see p.62 to 64](#).

Lima and Mike Series

Assembled credenzas 29" and 35" H. are available in many configurations of doors and / or drawers, or doors with an open section and adjustable shelves.

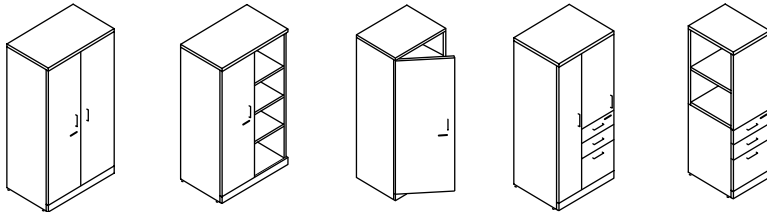


Accessory bar with metal Artopex accessories



Storage units

Storage units are available in various configurations (shelves, drawers, wardrobe, etc.) and heights. Pulls and at least one Noki electronic lock (depending on configuration) are included. A key lock is available as an option (no upcharge). Storage units have 1 door, opening left or right.



Storage Unit heights

When positioned next to a credenza + hutch configuration:

- Storage unit 66" H. will be flush with the hutch 37" H.
- Storage unit 72" H. will be flush with the hutch 43" H.



IMPORTANT:

The products must have the same surface thickness, either 1" or 1 1/2".

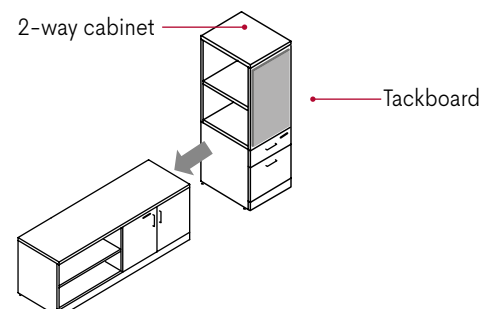
Door Styles

Depending on the configuration of the storage, different door styles are available: all laminate or aluminum frame with choice of interior material, [see p.107](#). Refer to price list for exceptions.

2-Way Cabinets

2-way cabinets units are 18 1/2" wide and 21" or 24" deep. They are positioned at the end of a credenza or storage unit 23" or 29" H. and are configured with drawers and an open space (left or right) with adjustable shelf or shelves. The section above the drawers has the same laminate finish as the "base".

It is possible to order extra shelves and a tackboard may be added on the section above the drawers.



Bookcases

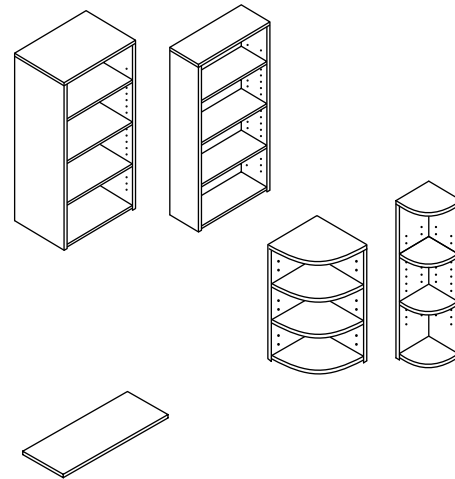
Regular or corner bookcases are available in many sizes (depths: 12", 21", 24"). The shelves and sides of the bookcases are made of 1" laminate panels and the surfaces can be specified 1" (Lima series) or 1 1/2" (series Mike) laminate.

It is recommended to place bookcases that are 12" D. and 41" H. or more as well as corner bookcases over 41" H. against a wall or back-to-back with other storage.

Shelves

Storage units and bookcases with shelves have holes for height adjustment. Shelves are 1" laminate and have the same finish as the base.

Additional shelves can be ordered for certain storage, see product description for details.



Pedestals

The Take Off Collection includes many types of pedestals (with or without tops, fixed or mobile...) in various configurations. The Noki electronic lock is always included with laminate pedestals. Key locks, keyed-alike and pulls are optional.

Suspended Pedestals

Suspended pedestals can be attached under the majority of surfaces. Refer to the price list for exceptions.

Freestanding pedestals - 29" H.

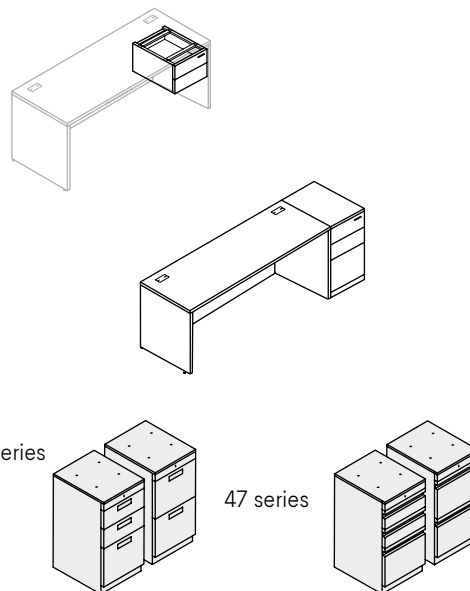
Freestanding pedestals 29" H. can be put adjacent to a table or storage of the same depth, 24" D. They are available with a 1" (Lima series) or 1 1/2" (Mike series) top.

Support metal pedestals

Support metal pedestals attach under a surface. Key lock included; the Noki electronic lock and keyed-alike locks are offered as an option with no upcharge. Locks are available in current Artopex metal finishes and with 2 styles of pulls: integrated central pull in aluminum or full width.

Surfaces for Storage - 27 1/2" H.

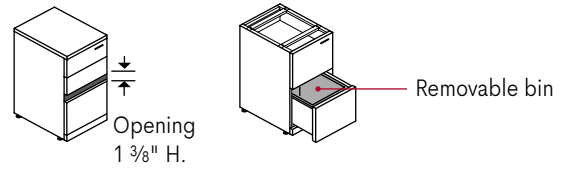
Surfaces are available in lengths from 30" to 108" and can be installed on storage without tops 21" or 24" deep.



Pedestals (cont'd)

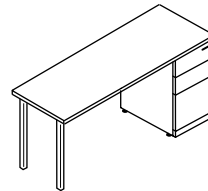
Recycling pedestal

The recycling pedestal is available with or without a top. It is equipped with an opening for inserting paper for recycling and includes a removable bin.



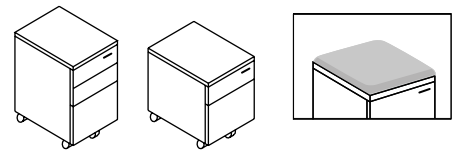
Support pedestals

Support pedestals do not have tops. They are 24" deep and are attached under a surface or table of the same depth.



Mobile pedestals

Mobile pedestals (with casters) can be positioned under a surface positioned at 29" H. A cushion may be added on the top.



Hutches

Supports

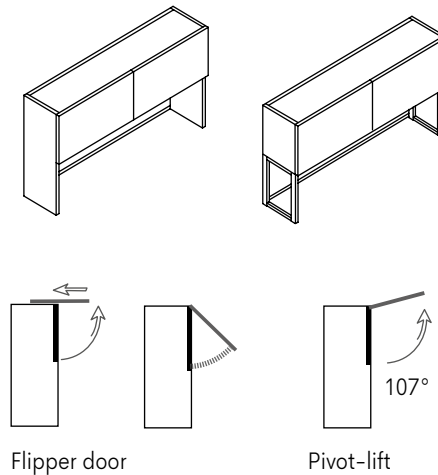
The various models of hutches in the Take Off Collection are available with laminate panel legs or open metal legs. The metal legs are available in a choice of 4 finishes: Black, Charcoal, Polar White or Silver.


Doors

Different styles of doors are available depending on the hutch configuration: all laminate or with an aluminum frame and choice of interior panel material. See possibilities on [p.107](#).

Types of mechanisms (some exceptions apply):

- Hinged (with 110° hinges).
- Standard flipper.*
- Flipper with "Easy-Down" option (with dampers).*
- Pivot-lift (107° vertical assisted opening and soft closing with dampers).





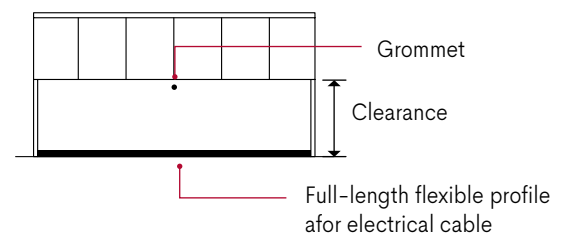
IMPORTANT:
* The flipper mechanism is not available on aluminum frame doors.
Refer to price list for details.

Lock

The Noki electronic lock, the key lock and keyed-alike lock are available as an option on certain hutch models. Refer to the product description.

Clearance under the hutch

It is important to check the height clearance under the hutch (shown in the price list) as the space available varies by model, with or without a horizontal pigeon-hole unit. This will influence the choice of a tackboard.



Cable passage

Hutches feature two elements allowing for the passage of cables:

- There is an opening with a removable cap (black) at the back top center. This allows for the passage of the wire from the light installed under the hutch if no horizontal pigeon-hole unit is installed.
- The back bottom of the hutch has a horizontal grommet (black) that can accommodate all sizes of cables and their connection plug (except oversized adaptors).

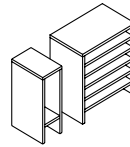
Hutches (cont'd)

Pigeonhole units

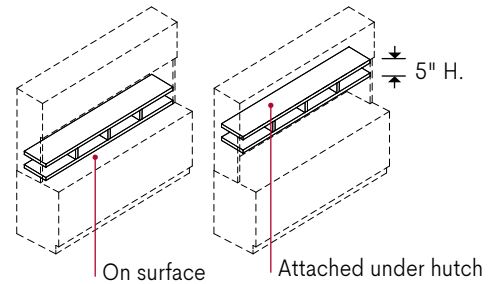
Available in various models, the Take Off Collection pigeonholes (refer to accessories price list) units can be positioned under any hutch with a vertical clearance of at least 20". Letter or legal size documents can be stored depending on the model. A vertical pigeonhole unit is also available for storing binders or other rigid materials.

The horizontal pigeonhole units can simply be placed on the surface or attached under the hutch. It is always 2" shorter in length than the nominal dimension.

Vertical pigeonhole units



Horizontal pigeonhole units

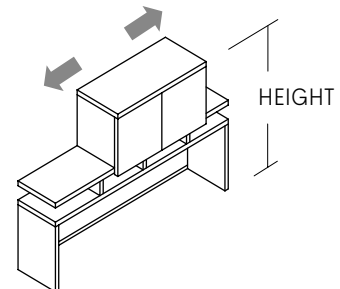


IMPORTANT:

Horizontal pigeonhole units cannot be used on hutches with open metal legs.

Modular hutches

Modular hutches have an integrated horizontal pigeonhole unit upon which one or more storage modules for modular storage hutches can be installed. The module can be installed in various positions and two modules can be installed facing opposite directions.



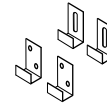
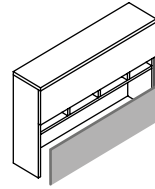
Hutch 27" H. - Total height: 43"

Hutch 21" H. - Total height: 37"



Tackboards

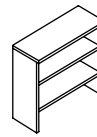
Tackboards can be installed on various models of freestanding hutches. Wall hanging supports are available to hang a tackboard directly to the wall (under a wall mounted hutch for example). Refer to the current Artopex charts for the selection of fabrics available.



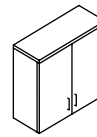
Wall hanging supports

Bookcase hutches

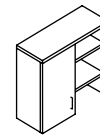
Bookcase hutches are placed on credenzas or other storage. They have adjustable shelves and open bookcase hutches have a horizontal grommet (black) at the base to accommodate all sizes of cables and their connection plug (except oversized adapters).



Open



2 doors



1 door left or right

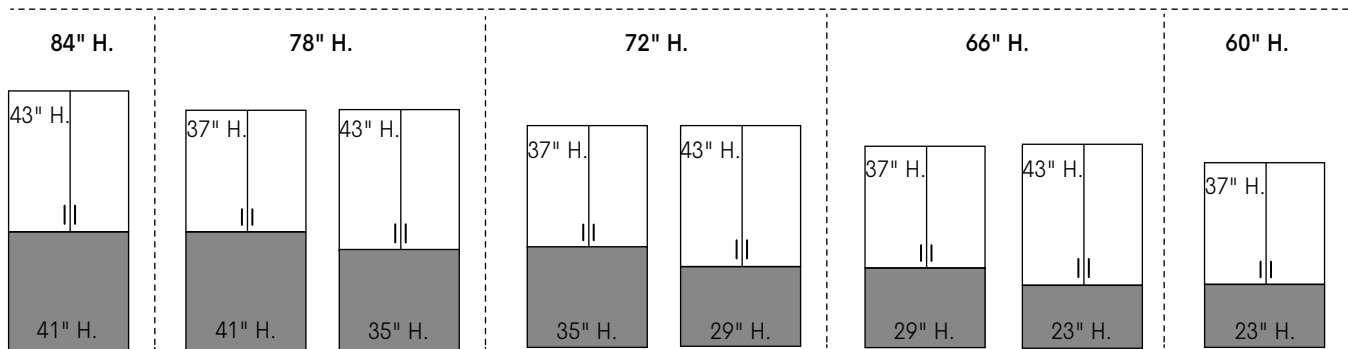
Doors

Different door styles are available: all laminate or with aluminum frame and choice of interior. See possibilities on [p.107](#).

Dimensions

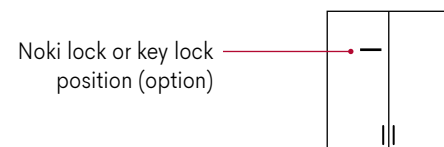
Bookcase hutches are available in two widths: 30" and 36" and in the same heights and depths as freestanding hutches.

Modularity with different height Credenzas / Storage TOTAL HEIGHT for Lima/ Sierra (Add 1" for Mike/Tango series)



Lock (option)

The Noki electronic lock, key lock and keyed-alike locks are optional on bookcase hutches with laminate doors only (without aluminum frame).



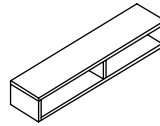
Wall mounted modules

Wall mounted modules are constructed entirely of 1" Thermally Fused Laminate and can be specified in all laminate finishes. They attach to the wall with wall mounting brackets (included) and can support a normal, non-excessive weight load.

- Interior: 5 1/2" H x 9" D.
- Module 54" or more with a central divider.

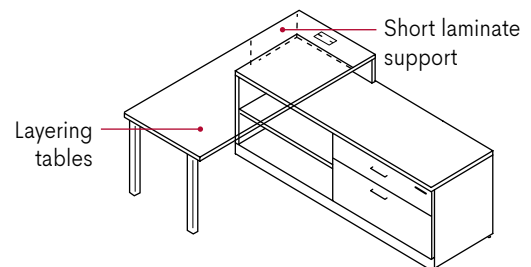
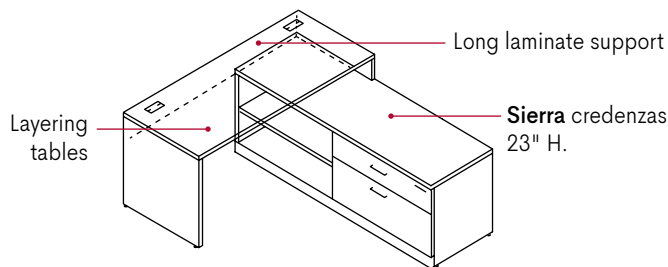
Maximum load:

- Modules 48" long or less - 50 lbs.
- Modules 54" long or more - 100 lbs.



Surface supported layering tables - fixed height

Sierra and **Tango** series tables allow for layering. Available in left or right versions, they are installed over **Sierra** credenzas 23" H. preferably aligned with the open section and are available in three shapes: rectangular, arched and "D". Various leg options are available according to the surface shape and the type of support selected.

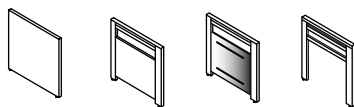


Choice of surfaces and end panels with LONG laminate support:

Surfaces



End panels

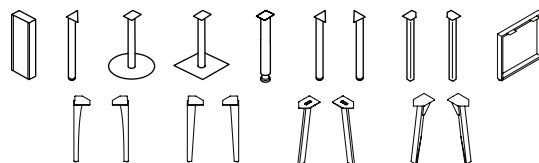


Choice of surfaces and legs with SHORT laminate support:

Surfaces



Legs



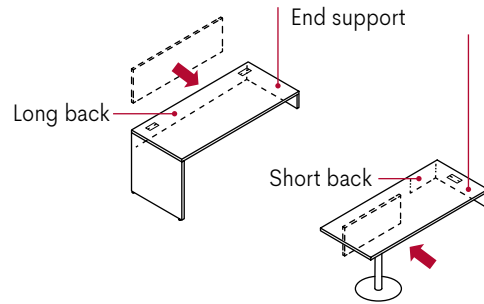
Surface supported layering tables - fixed height (cont'd)

Laminate Support

The laminate support is a 5" H. "L" construction with an end support* and a long or short back depending on the leg model. It attaches to a Sierra 23" H. credenza using the included hardware.

A ¼" space between the underside of the surface and the back allows for the installation of a privacy panel, accessory bar or modesty panel for use with the short laminate support. Exceptions apply for certain types of tables (dimensions, surface shape, leg model). Refer to the specification charts on p.110-111.

* A privacy panel or accessory bar cannot be used on the part that is placed on the credenza (end support).



Individual drawer and pigeonhole shelf

The layered tables with laminate supports can accommodate small 5" H. storage: drawer or pigeonhole shelf.

The drawer has side pulls and is placed under left or right work surfaces. It also includes a Noki electronic lock and a grommet 1 ⅛" in diameter at the rear for the passage of cables for connecting small devices such as a cell phone, tablet, laptop, etc.

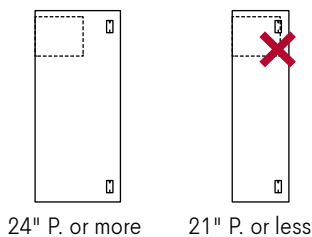
The laminate pigeonhole is 17" L. x 4 ⅝" H. It can be placed under left or right layering surfaces. It has two filing spaces for letter or legal size documents.



Inside drawer dimension:
12" W. x 15" D. x 2" H.




Can accommodate letter or legal size documents.



24" P. or more

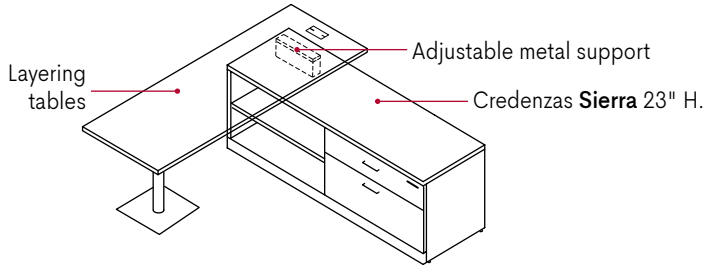
21" P. or less



IMPORTANT:
For surfaces 21" deep or less, installing a drawer or a pigeonhole prevents the cables from passing through the grommet to the floor.

Surface supported layering tables - adjustable height

Sierra and Tango series tables are available with a height adjustable metal bracket.




Mechanical height adjustment 28" to 31" H.

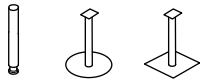


Surface and leg choices with ADJUSTABLE metal support:

Surfaces



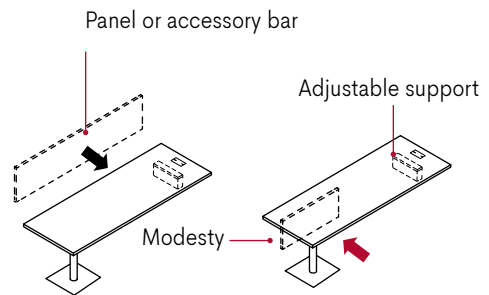
Legs



Adjustable metal support

The adjustable metal support is 18" L. x 1 3/4" D. x 5" H. and is available with the leg models shown above. The support is attached under the surface and on the credenza with screws and allows for a mechanical adjustment from 28" to 31" high. It is available in the same finishes as the legs: Black, Charcoal, Polar White or Silver.

The metal support permits the installation of a privacy panel, accessory bar or modesty panel. Exceptions apply for certain types of tables (dimensions), surface shape, leg model). Refer to the specification charts on [p.110-111](#).



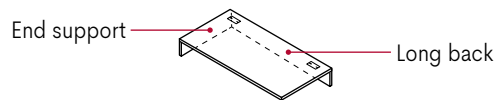
IMPORTANT:

It is recommended to use a stiffener on surfaces 54" L. or more, [see p.F22](#).

Surface supported layering returns

Layering returns in the **Sierra** and **Tango** series have a long laminate support and are installed on **Sierra** credenzas 23" H. before being attached to a table or desk using junction plates (included).

A ¼" space between the underside of the surface and the back allows for the installation of a privacy panel or accessory bar. But a privacy panel or accessory bar cannot be installed on the end support (part that is installed on the credenza).



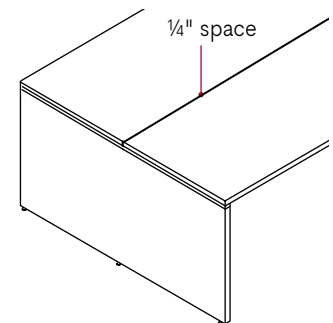
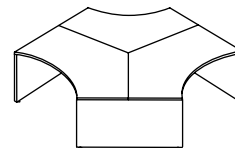
Shared benching tables

Shared benching tables allows configuration of 2, 4, 6 and 8 users. They are offered in depths of 48" and 60" with rectangular surfaces 1" thick (**Sierra**). Surfaces rest on a structure composed of legs, metal crosspieces and, depending on the model chosen, one or more central modesty panels 18" in height. The legs are available in laminate, combined material, perforated metal or open metal.

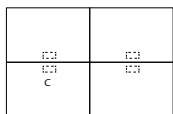
Closed shared benching tables

Closed shared benching tables have ¼" space between surfaces. This space is used for privacy screen installation, [see p.F02-F05](#). Grommet and multi-outlet options are available.

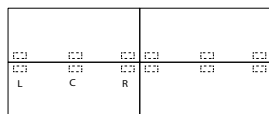
Closed shared benching tables are also available with 120° work surfaces (three users). The structure of these shared benching tables are supported by a round tubular support at the center.



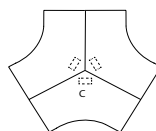
Position of grommets on SHARED BENCHING TABLES (multi-outlets are always in the center).



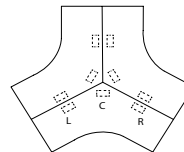
Surface 36" or less



Surface 42" or more



Surface 36" or more



Surface 42" or more



IMPORTANT:

The same choice of grommets or multi-outlets option will be applied to all surfaces of the workstation.

Open shared benching tables

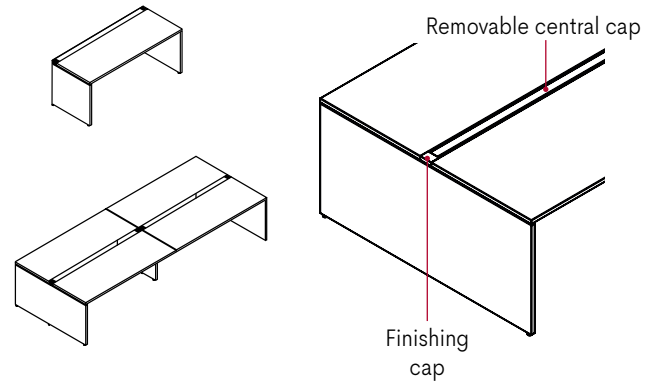
Open shared benching tables have a 3" opening between the surfaces. The finishing caps are installed at the center and at each end of the opening. This opening is used for cabling and privacy screen installation, see p.F06-F09. Grommets are not available for these tables; however, a multi-outlet (ECC or UCC) at the center is available as an option.

If no privacy screen is installed, a removable cap can be ordered separately to reduce the space between the surfaces, but still allowing access for cabling.

Also available for shared benching table - 1-sided.



Multi-outlet options

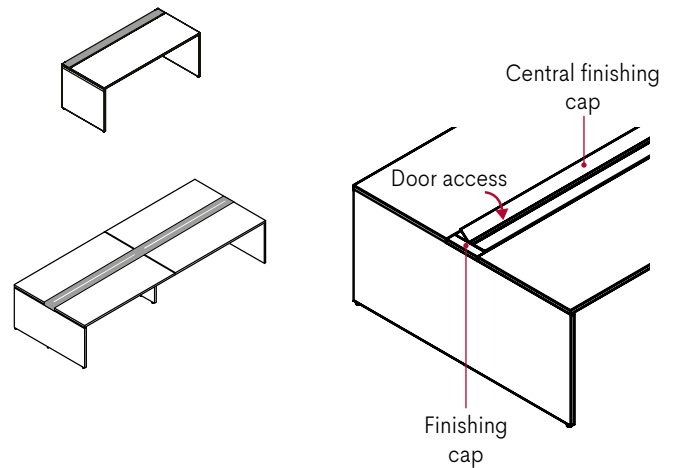


Shared benching tables with doors

The shared benching tables with doors have an 8 1/2" opening between the surfaces and finishing caps are installed at the center and at each end of the opening. This opening includes a door facing each surface allowing for cables to pass through and easy access to the electrical system installed underneath the work surface. Grommets and multi-outlets are not available for these tables. On the other hand, the space left between the 2 doors allows privacy screen installation, see p.F06-F09.

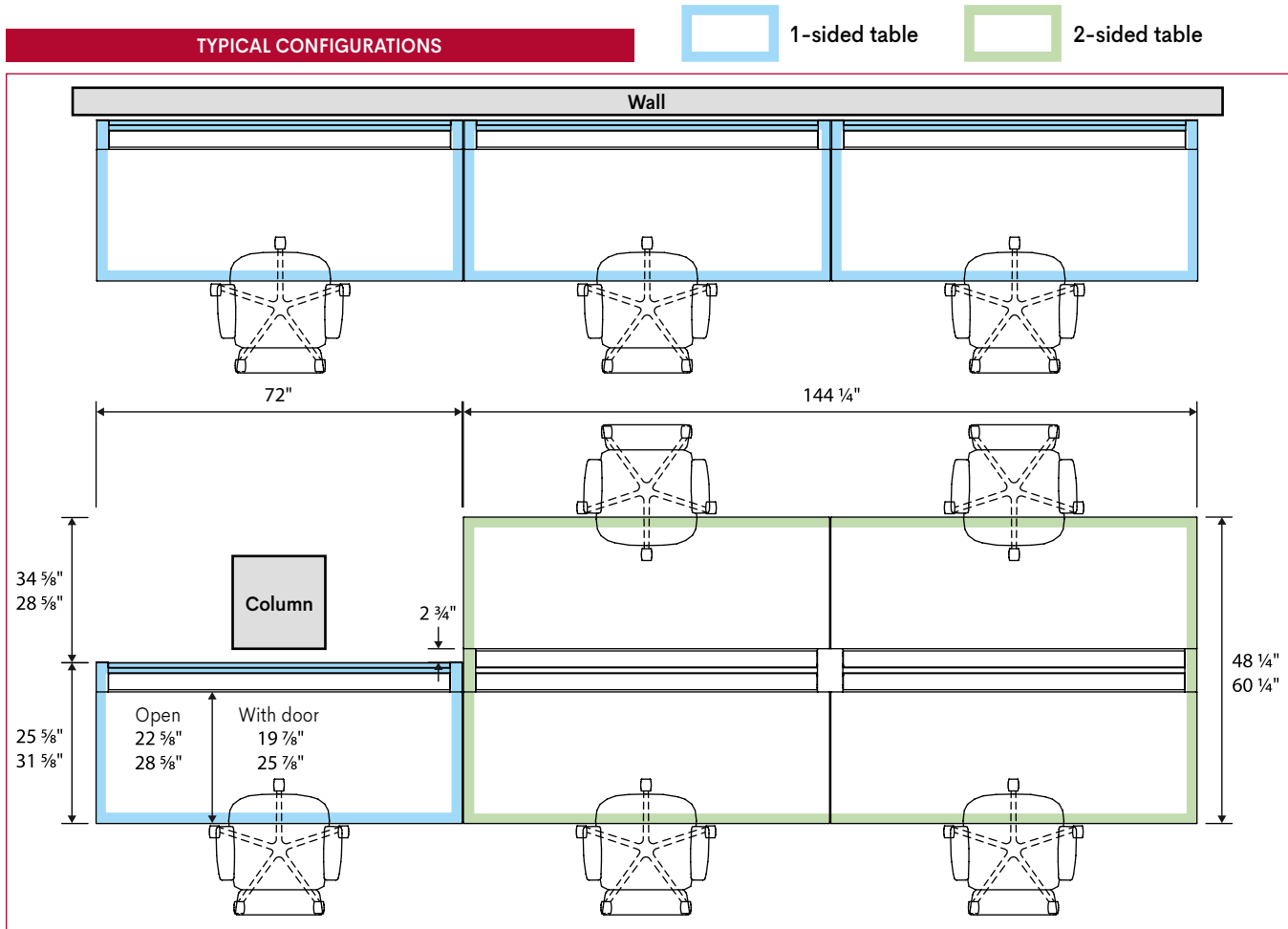
If no privacy screen is installed, a central finishing cap can be ordered separately to cover the opening.

Also available for shared benching table - 1-sided.



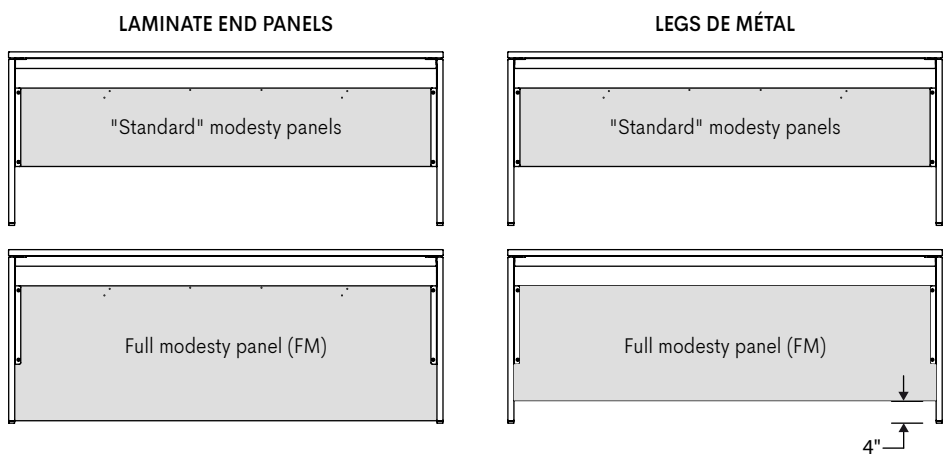
1-sided shared benching tables

1-sided benching tables are ideal when an obstacle (a column, low wall, pipes, etc.) prevents the use of a regular shared benching table. The 1-sided table can be used along a wall for a uniform overview of the configuration.



WARNING:
 1-sided shared benching tables are 25 5/8" or 31 5/8" deep to allow for the installation of privacy panels on 1-sided shared benching tables - open or with door.

1-Sided shared benching tables - modesty panels



WARNING:
 As with layering tables with metal legs, the full modesty panel on 1-sided benching tables is 4 inches from the floor.

Privacy screens

Tables, credenzas and certain storage 29" H. or less in the Take Off Collection are constructed with a ¼" space between the surface and the back allowing for the installation of a privacy screens, accessory bar or modesty panel.

Types of privacy screens

Privacy screens are available in two heights: 15" or 28" H. The height of 28" H. serves as both a privacy screen and modesty screen on modular tables, layering tables or supported tables.

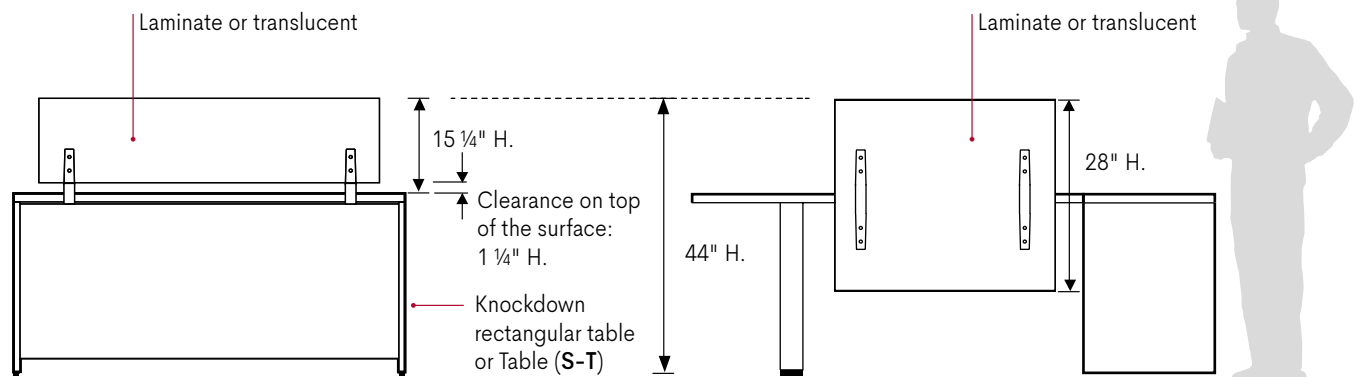
Laminate

Laminate screen 1/16" thick, in all "base" laminate finishes.

Translucent

Acrylic screen ¼" thick, translucent finish, frosted on one side.

The screens are equipped with metal brackets that are attached beneath the surface using screws. Panels 54" or less are equipped with two metal support brackets and panels 60" or more are equipped with three support brackets to ensure rigidity.



Privacy screens (cont'd)

Accessories for laminate privacy screens

Accessories can be installed on the privacy screens to complete the workstations. Refer to the Accessories price list.

Marker board

The magnetic marker board 10" H. x 17 1/4" L. is made of folded steel with a high-gloss white enamel paint for writing with dry erase markers only. An integrated trough holds markers.

Tackboards

Rectangular fabric tackboards 9" H. and in various lengths are attached to the laminate privacy screens with Velcro®. Refer to the current Artopex card for the complete selection of fabrics available.

Accessory bar

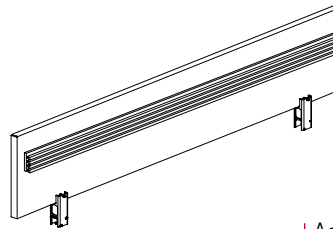
A pre-drilled accessory bar can be attached with screws to a privacy screen (PPLM, PPOV or PPRF). The bar is the same length as the tackboards for privacy screen and is available in many colors. A maximum of 3 bars on each side can be installed on a PPLM screen and 2 on PPOV and PPRF screens.

Accessory panel

The accessory panel 10" H. x 17 1/4" L. is made of folded steel with three slots 15 1/4" wide for installing metal or plastic Artopex accessories.

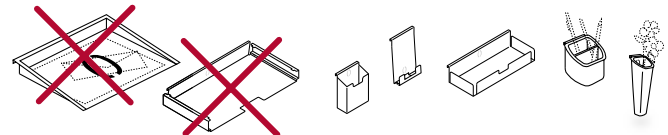


Tackboard



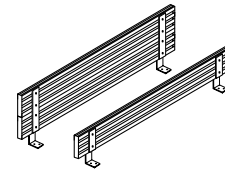
Accessory panel

WARNING:
It is not possible to install the horizontal trays (plastic or metal) on the accessory panel.




Privacy screen and accessory bars

The accessory bars are made of 3/4" thick anodized aluminum in two heights: 8" or 12" H. They are equipped with two metal support brackets that attach under the surface using screws. A variety of plastic and metal Artopex accessories can be installed. Accessories can be installed on both sides of the bar. Refer to the Accessories price list.




Accessory bars



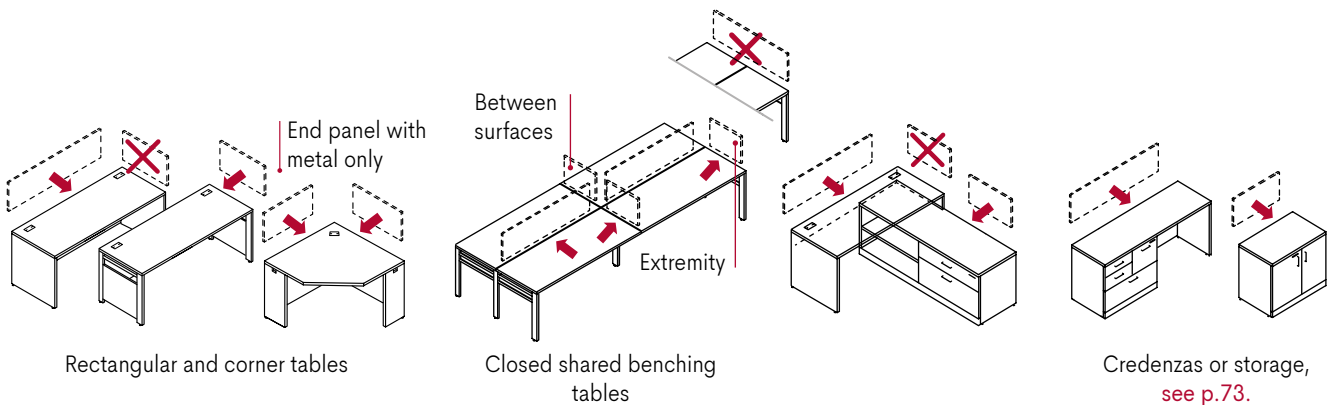
Total height:
 • 8" Single bar.
 • 12" Double bar.
 Clearance on top of the surface: 4" H.

Specifying privacy screens and accessory bars

To specify privacy screens or accessory bars on freestanding tables (rectangular, corner, connecting, etc.), surface supported layering rectangular tables with a long laminate support, shared benching tables, the general rule is (except for assembled desks):



The **MAXIMUM** length must be specified **6" less** than the length of the surface on which the privacy screen or the accessory bar is installed in order to keep a clearance of 3" on each side.



A 1/4" space between surfaces (front and sides of closed shared benching tables) allows for privacy screen and accessory bar installation.



WARNING:

- It is not possible to install a screen or accessory bar at the end of a surface if a pedestal is attached.
 - Exceptions apply for certain other types of tables according to dimensions, surface shape, or leg model.
- For more details, refer to the specification tables on [p.110-111](#).

Modesty panels

Modesty panels 13 ½" H. can be added to the tables (supported, layering). Once installed, a clearance of 1" H. under the surface allows the passage of cables.

Types of modesty panels

Laminate

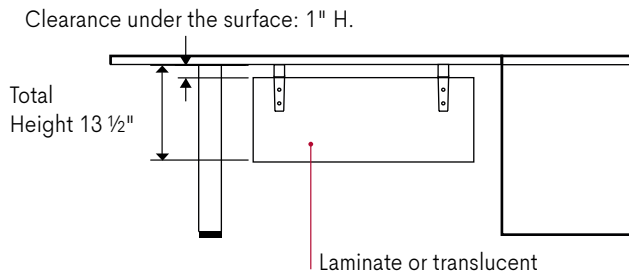
Laminate panel 1/16" thick in all laminate "base" finishes.

Translucent

Acrylic panel ¼" thick, translucent finish, frosted on one side.

The panels are equipped with metal support brackets attached beneath a surface using screws. The panels 54" or less are equipped with two metal support brackets and panels 60" or more are equipped with three brackets to ensure rigidity. The metal support brackets are available in 10 colors, [see p.109](#) for the metal colors available.

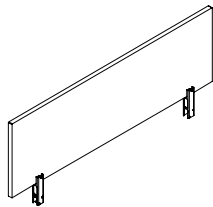
For the **MAXIMUM** length of modesty panel that can be installed on tables of the Take Off Collection, refer to the specification chart on [p.110-111](#).



Privacy screens for open or with doors shared benching tables

The privacy screens can only be installed on shared benching tables open or with doors, since the space between the surfaces and the doors provides room to install it. The screens are available in 7 lengths and have a height of 18 1/4", with 15 1/4" visible above the surface. The screens are fixed to the benching table with 2 supports included. They also have a bracket that allows for the vertical adjustment of the screen.

Screens are available several finishes:

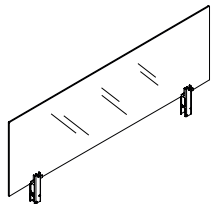


Laminated or high-gloss white marker board

Laminate screen 1/16" thick.

Laminate finish, refer to the current Artopex laminate finishes card.

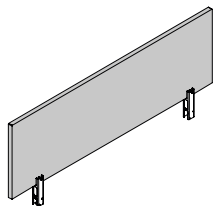
Marker board finish (SBL); high-gloss white marker board



Frosted glass:

Glass screen, 6mm thick.

Glass finish, clear or frosted.

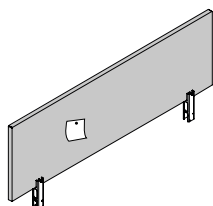


Fabric - non tackable:

Screen 1/16" thick composed of 3/8" laminate covered in fabric on each side.

The visible laminate contour is available in black, white and frost.

Fabric, refer to the current Artopex panel fabric card.



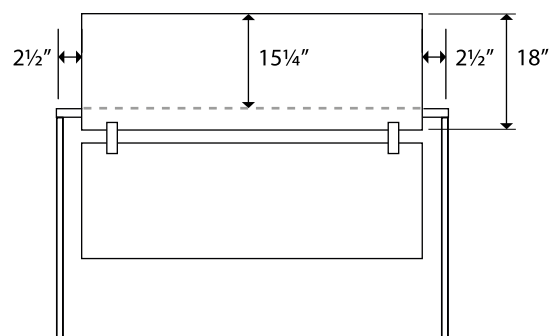
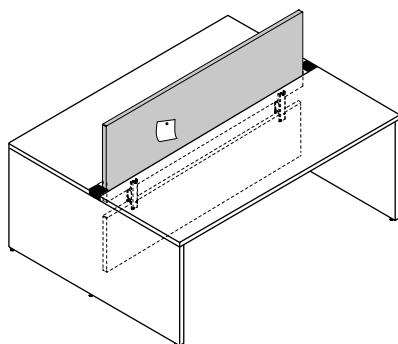
Tackboard:

Screen 1" thick composed of 3/8" laminate in the middle and tackable screen

in rough charcoal colored felt or covered in fabric on each side. The visible

laminate contour is available in black, white or frost. Fabric, refer to the current

Artopex panel fabric card.




Lateral screens for shared benching tables

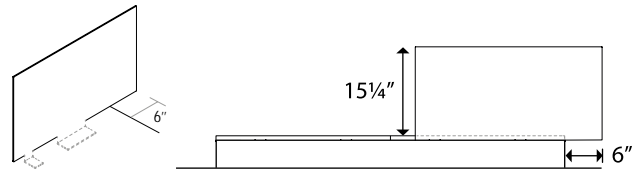
The lateral screens below can be installed on all types of shared benching tables, on the ends or in the ¼" space between the surfaces. Two models are available (equal to or greater than the surface), in 3 finishes (metal, fabric or tackboard), with a height of 15 ¼" visible above the surface. To properly insert the screen under the surface, the screen must be ordered either right or left, according to the placement.

Screens are available in 2 models:

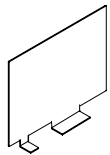
Screen flush with the front of the surface



Screen 6" in the front of the surface

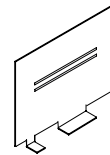


Screens are available in 3 finishes:

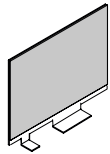


Metal:

Metal structure 1/8" thick with grooved option, to hang accessories.



Grooved option

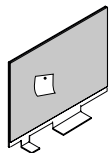


Fabric - non-tackable:

Lateral fabric screens are 7/16" thick.

The screen is composed of a metal structure 1/8" thick with fabric on each side.

Fabric, refer to the current Artopex panel fabric card.



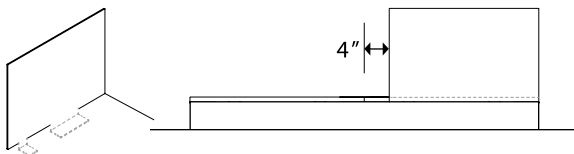
Tackboard:

Lateral tackboard screens are 11/16" thick. The screen is composed of a metal structure 1/8" thick with a tackable panel in rough charcoal colored felt or covered in fabric on each side. Fabric, refer to the current Artopex panel fabric card.

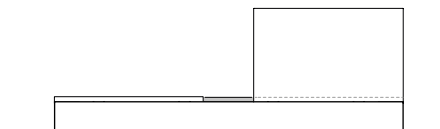
Screen positions on the different types of shared tables.

*Illustrated screens are flush with the front of the surface.

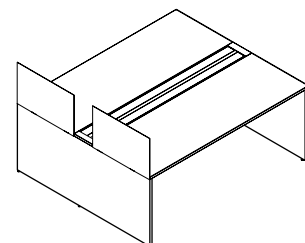
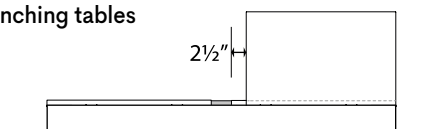
Closed shared benching tables



Shared benching tables with doors

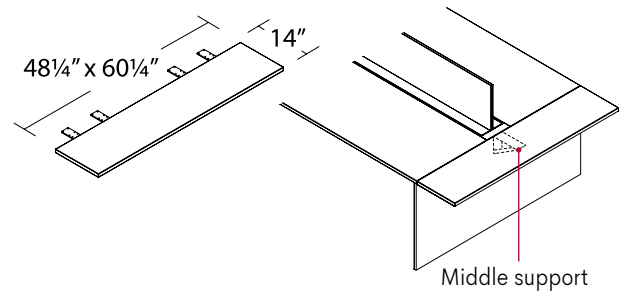


Open shared benching tables



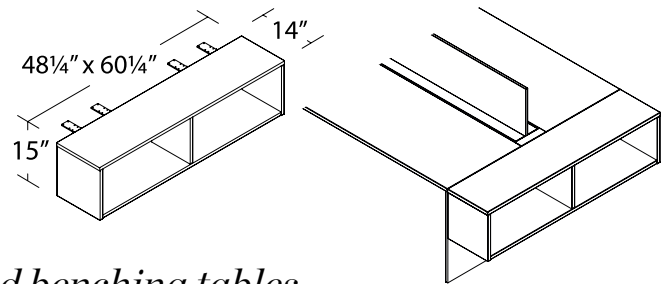
Surface extensions for shared benching tables

The surface extension is installed on the end of a shared benching table, closed (BC), open (BCO) or with doors (BCD) and with all types of legs. The surface is composed of 1" thick laminate available in lengths of 48 1/4" and 60 1/4". The surface comes with a middle support, metal finish must be specified.



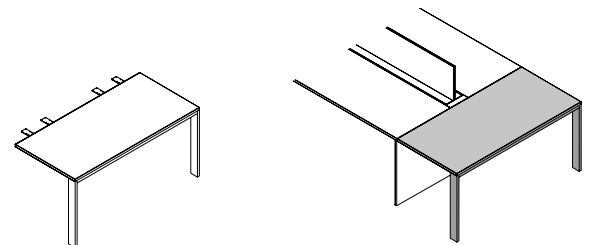
Storage extension for shared benching tables

The open storage extension is installed on the end of shared benching tables, closed (BC), open (BCO) or with doors (BCD) and with all the different types of legs. Composed of laminate of 1" thick and is offered in lengths of 48 1/4" and 60 1/4".



Collaborative surface extension for shared benching tables

The collaborative surface extension is installed on the end of a shared benching table, closed (BC), open (BCO) or with doors (BCD), with all the different types of legs. The surface is composed of 1" thick laminate panels available in lengths of 48 1/4" and 60 1/4", and in depths of 24" and 30". The surface includes one metal U leg made of 1" x 3" metal tube, finish must be specified.



Installed on the end of the shared benching tables

Shared storage for shared benching tables

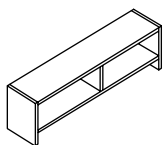
Storage completes the shared benching table layout by dividing the space according to the privacy level required and storage needs. The storage may also be used with the other tables, credenzas, etc. of the Take Off Collection.



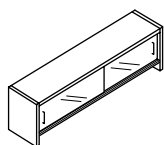
Low Hutches

Low hutches 15" D. x 21" H. are available in various lengths and configurations. Installed on a surface 29" H., the total height will be 50" H. Tackboards can be installed on the open low hutches with shared access.

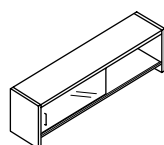
1-sided hutches



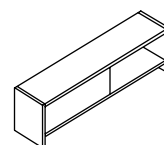
Open



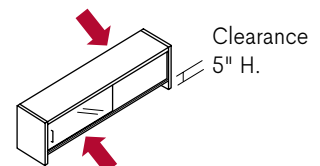
Sliding doors



Shared access hutches



Open



Sliding doors

Shared storage for shared benching tables (cont'd)

Shelves

Thermally Fused Laminate shelves 6" H. with 1" thick tops can be installed on the work surfaces. Personal shelves have a structural bar at the back and shared shelves have a central structural bar. Installed on a surface 29" H., the total height is 35" H.

Shelves with pigeonhole units

Shelves with Thermally Fused Laminate pigeonholes units 13" H. with 1" thick tops and a central structural bar can be installed on the work surfaces. The pigeonholes units are open and accessible from both sides. Installed on a surface 29" H., the total height is 42" H. All shelves can be attached using a double-sided adhesive tape.

All shelves can be installed with a double face tape.

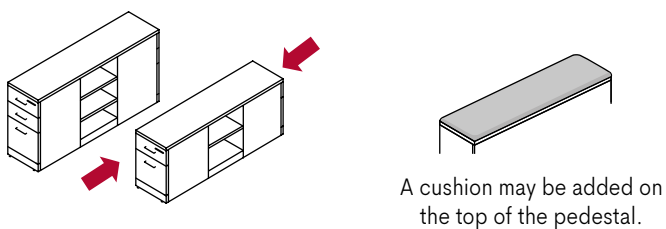
End-of-run

The end-of-run bookcase is 50" H. and is attached to a low hutch 21" H. using the included hardware.

- A) 1 wardrobe space with silver finish hook.
- B) 2 open spaces (one with an adjustable shelf).
- C) 1 small shared storage space (9" W. x 5" H. x 7" D.).

Shared pedestals

A shared pedestal can be placed to the left or right, at the end of shared benching tables or at the end of two back-to-back tables. This allows two users to have one common bookcase area with an adjustable shelf or shelves and personal storage drawers. Depending on the product height, each user will have: 1 utility drawer / 1 file drawer or 2 utility drawers / 1 file drawer.



Pedestals

Types of pedestals that can be used under shared benching tables:

Tables 48" P.

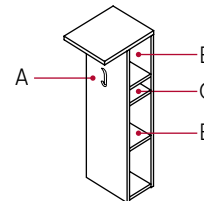
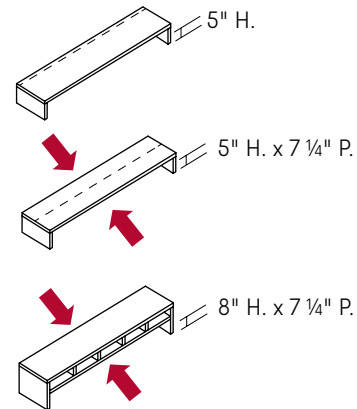
- Mobile pedestal 21" H. (UF)
- Pedestal 25" H. (see p.E75)

Tables 60" P.

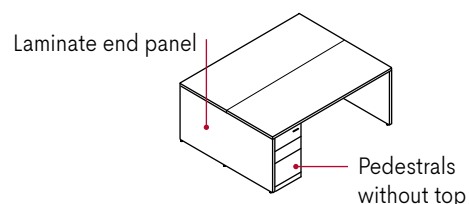
- Mobile pedestal 21" or 27" H.
- Pedestal without a top*
- Suspended pedestal*

* Pedestals without top or suspended must be installed close to full width laminate end panels.

Shelf choices



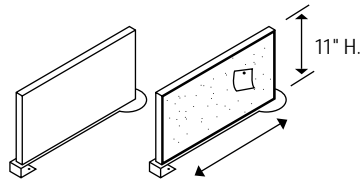
WARNING:
48" D. tables cannot be specified with pedestals without top or suspended pedestals.



Screens and accessories

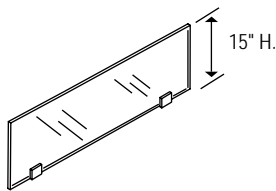
Divider screens

Refer to the Accessories price list.



Translucent screens with square brackets

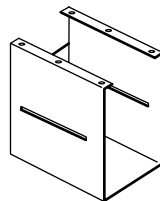
Translucent screens with square brackets can be attached to a work surface or on top of laminate storage using anchors. They are composed of metal anchors with a brushed nickel finish that grip an acrylic panel 1/4" thick, translucent finish, frosted on one side. Refer to the Accessories price list.



Storage case

The storage case is made of folded metal and is attached under a surface using screws.

It can be used to store binders or books. Refer to the Accessories price list.

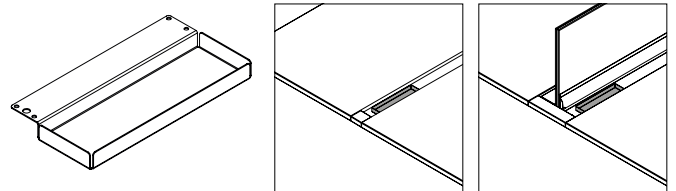


Storage space: 7 1/2" W. x 12" H. x 12" D.

Office supply tray for open or with doors shared benching tables

The office supply tray is a metal accessory for small office supplies (pencils, eraser, scissors, etc). The tray is designed to be installed underneath shared benching table surfaces, open or with doors, at the desired location in the front of the surface.

If installed on shared benching table with doors, the tray will be concealed by the door. The inner dimension of the tray are 9" x 3" x 3/4" high. Metal finish must be specified.



Open table
(BCO)

Table with door
(BCD)



Electrical wiring and management

The Take Off Collection offers a variety of solutions to provide electricity and cable management in one or more workstations. Cables trays specific to 1-circuit and 4-circuit electrical systems are available in this price list. Refer to the Accessories price list to order multi-outlet for conventional electrical outlets, cable conduits and fasteners.

Multi-outlet with conventional electrical outlet (refer to the Accessories price list to order)

Multi-outlet are available with a conventional 120V electrical outlet:




EPI Multi-Outlet

- Attaches to a 1/2" to 1 1/2" surface with screw claws.
- 2 Electrical outlets 15 AMP.
- 2 USB charger outlet 2.1AMP. rechargeable.
- Electrical cord is 72" long.
- Aluminum finish outer casing and white finished interior case.



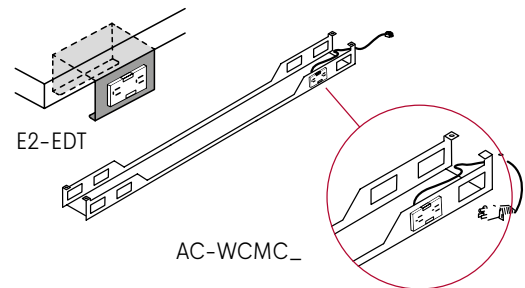
EPU Multi-Outlet

- Installs under a surface with screws.
- 2 Electrical outlets 12 amp with a ground and circuit-breaker.
- 1 RJ-11 outlet for telephone-modem-fax.
- 1 RJ-45 computer outlet Category 5.
- Connector and telecom. wiring included.
- Electrical cord is 108" long.
- Communication cables are 162" long.
- Black plastic casing.



ECM Mobile Outlet

- Installs under a surface using the E2-EDT support or the cable tray ACWCMC_.
- 2 Electrical outlets.
- Electrical cord is 108" long.
- Black plastic casing.



Grommets

To facilitate the passage of cables, the Artopex rectangular grommet is provided standard on the tables and returns. See p.62 to 64 for more details.

This same grommets are also optional on:

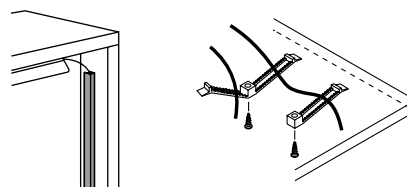
- Assembled desks and reception desks, see p.62 to 64
- Closed shared benching tables, see p.83.
- Full end panels for 1-sided shared benching table open or with door, see p.62 to 64
- Storage units and credenzas 29" H. or less where indicated as an option in the price list, see p.62 to 64.

Round grommets are also available (sold separately, installed on site in the desired location) to add access for the passage of cables in furniture, refer to the Accessories price list.

Cable management

To complete an installation and to facilitate cable management, cable conduits and fasteners are available in the Accessories price list:

- The plastic **cable conduits** are attached with double-sided tape. They can accommodate cables in order to run them along modesties and other components.
- The **plastic fasteners** (single or double) attach under the surface using screws in order to hold the cables.



Plastic cable conduits

Plastic fasteners

Cable trays and 1-circuit system

Cable Trays

The cable trays are attached under the surface using screws. They are made of metal with a silver finish and have openings for movable outlets (**AC-ECM**, **AC-ECMK**) or adaptor plates (**AC-ERF**, **E2-ERD**), not included.

Cable trays can support several types of wiring and cable and plug access is possible from both sides and ends. They are available in different lengths and have been designed to accommodate the components of the 1-circuit electrical system. Cable trays cannot support the components of the 4-circuit electrical system.

32" or more: 4 openings on each side.



26" or less: 2 openings on each side.



1-circuit electrical system (see Accessories price list for order)

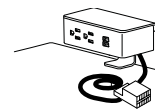
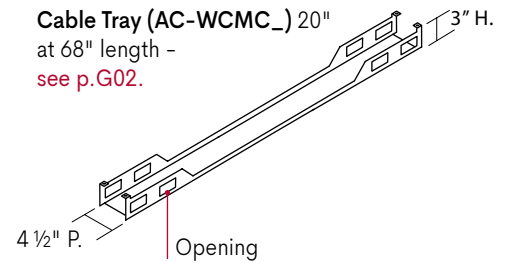
Includes two types of surface outlets (recessed or movable), jumpers and power supply module, the 1-circuit electrical system is ideal for a simple installation that does not require an electrician and offers reconfiguration flexibility.

- Powered by a **standard 120v** outlet from the wall or floor.
- A **maximum of 8 surface outlets** (16 individual outlets) can be connected to a system.

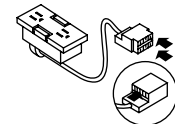
* Recessed surface outlet (**EC**) cannot be ordered separately, it is an option on work surfaces only, [see p.65](#).

Electricity and cable management

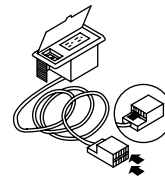
A 5" H. space between the underside of surfaces and the top of the modesty panel allows for the installation of cable trays for the cables of the 1-circuit electrical system or 4-circuit electrical distribution system 4 - 2-sided, [see p.G05](#).



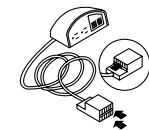
EPIK
Movable surface outlet



ECMK
Movable outlet



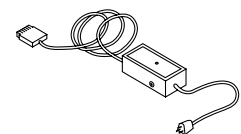
EC*
Recessed surface outlet



EPOSK
Movable surface outlet

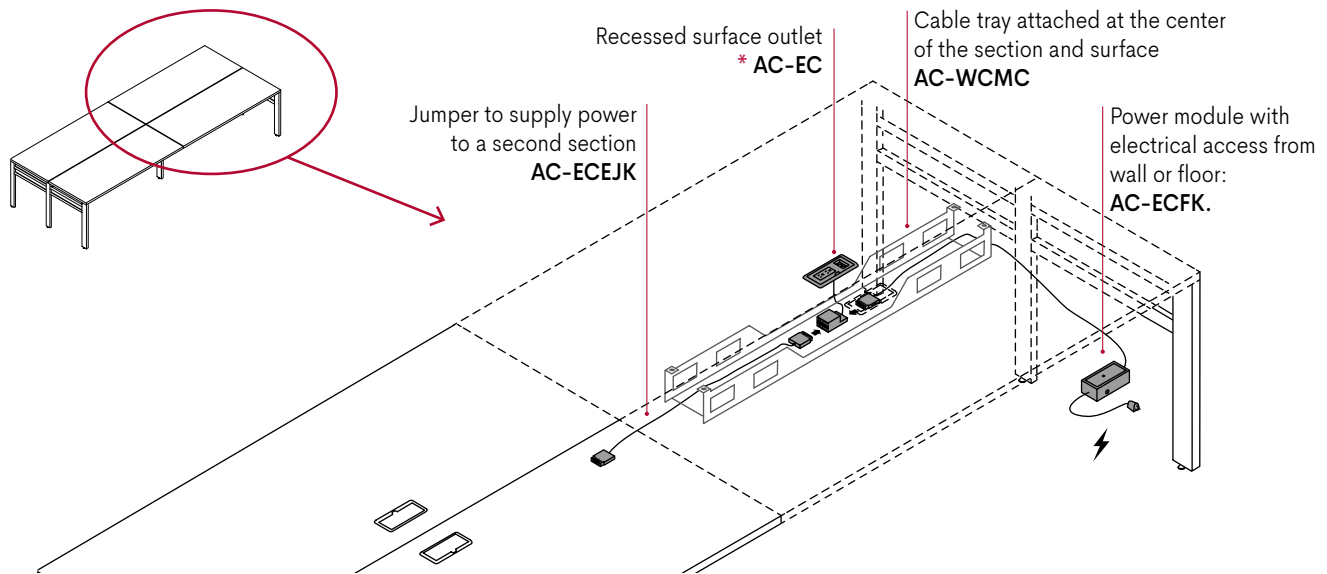


ECEJK
Jumper



ECFK
Power supply module

1-Circuit electrical system under closed shared benching tables (specification)

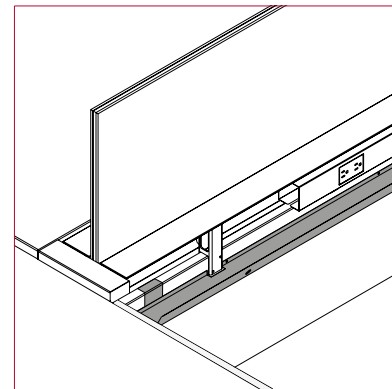
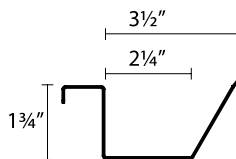
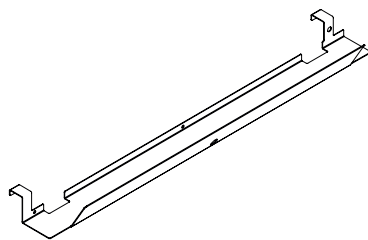


WARNING:

- The cable tray must be attached to the center of the section and at the center of the surfaces. Pre-drilled holes are provided.
- 1 cable tray is required per shared section (2 facing surfaces).
- Refer to the price list to determine the required length (AC-WCMC_), see p.G02.

Cabling tray for shared benching tables open or with doors

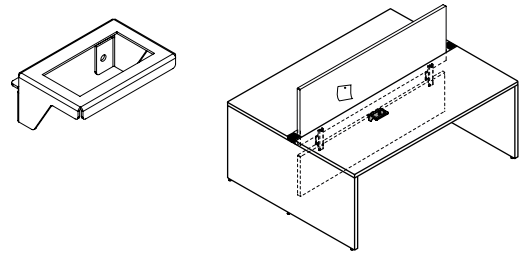
The cabling tray allows for management of electrical and communication cables. It attaches to the modesty panel and provides quick and easy access to cables. Once installed, the cabling tray also doubles as a stiffener and reinforces the modesty panel when a privacy screen is installed. The tray's asymmetrical shape allows for the installation of a tray on both sides of the modesty. Metal finish must be specified.



Outlet support

The outlet support is designed for moveable power outlets (**AC-ECM**, **AC-ECMK**) or a telecommunication plate (**E2-ERD**). The support can be installed on top of the modesty of shared benching tables open or with doors. Black finish.

Size of opening: 2 1/2" x 1 3/8".



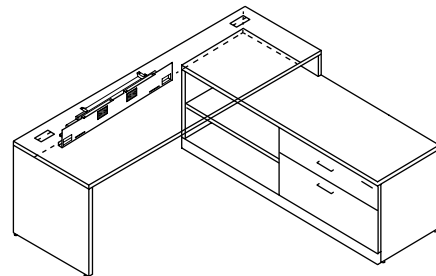
4-circuit electrical system - 1-sided

The 4-circuit electrical system is installed under the workstation surface but is not available for shared benching tables. It includes a bracket with 1 electrical harness and 1 front in metal with a silver finish. The front conceals the harness, part of the shielded cabling and communication cables (if added). It is provided with openings for the double electrical outlets and faceplates (not included).

The system is available in different lengths and designed to accommodate the components of the 4-circuit electrical system such as: the jumpers to connect the harnesses, the cables for power supply, etc.

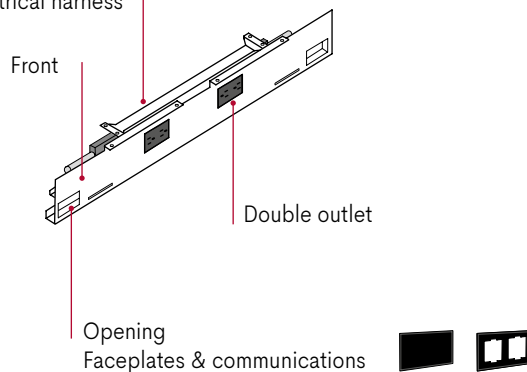
Features of cabling trays with one front:

- 28" or more: 2 spaces for double outlets and 2 openings
- 22": 1 space for double outlet and 2 openings
- 16": 1 space for double outlet



Electrical system - 1-sided AC-WCMA_

Support and electrical harness



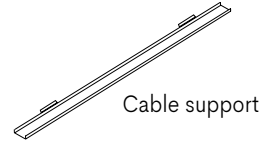
WARNING:

The installation of the 4-circuit electrical system, 1-sided (**AC-WCMA_**) is not possible with the **UCC** and **ECC** multi-outlet options. The installation of the system is possible with the **UCL/UCR** and **ECL/ECR** options but it must be specified 26" shorter than the length of the surface. Example: For a 72" surface, specify the **AC-WCMA46**

4-circuit electrical distribution system - 1-sided (cont'd)

Cable supports

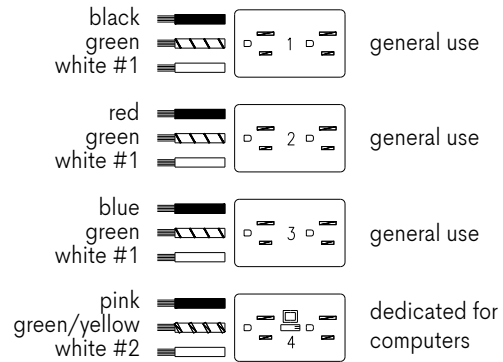
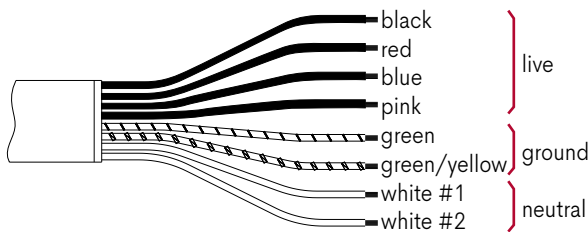
The metal cable support with silver finish is sold separately and is installed on the front of the 4-circuit electrical distribution system (no hardware required). It allows the management of cables that are plugged into the outlets.



Integrated electric system

It is an 8-cable electrical system and 4 circuits of 20A (U.S.) 15A (CAN) each.

- Rated power of grounded circuit: At single-phase current of 120/240V, 20A, 60HZ or three-phase current of 120/208V, 20A, 60HZ.
- Double outlet capacity: 15A (U.S. and CAN).
- Maximum use of double outlets: 13 (U.S.) or 12 (CAN) per circuit, for a total of 52 (U.S.) or 48 (CAN) on each power supply.



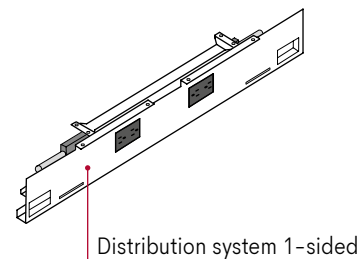
SURFACES AGAINST A WALL or TABLES WITH MODESTY PANEL (specification)

- The 1-sided distribution system must be attached under the surface and against the modesty panel.
- Refer to the price list to determine the required length (AC-WCMA_), see p.G04.

To calculate the length of jumpers (cables) required:

- Refer to the shaded part of the specification charts, see p.101-102.
- Always specify the jumper that is the longest and closest to the required length.

Example: For 54", order the 58" long jumper or **E2-EJT58**.

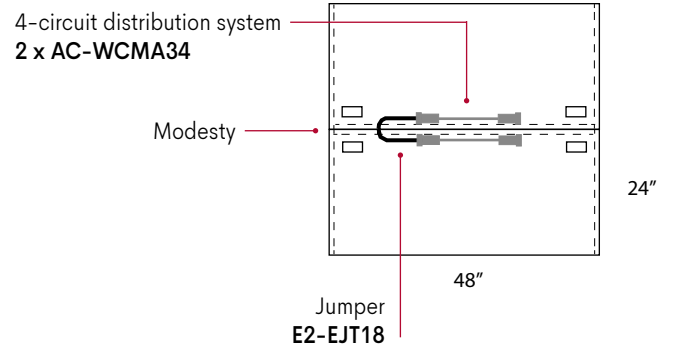


4-circuit electrical distribution system - 1-sided (cont'd)

1 - Example to provide electricity to a workstation with tables placed back-to-back

Use the jumper **E2-EJT18** to connect distribution systems of tables with modesty panels that are placed back-to-back.

A round grommet 2 1/2" in diameter can be ordered and installed on site so the cable can pass through modesty panel, see accessories price list.



2 - Example to provide electricity to a workstation with tables placed end-to-end

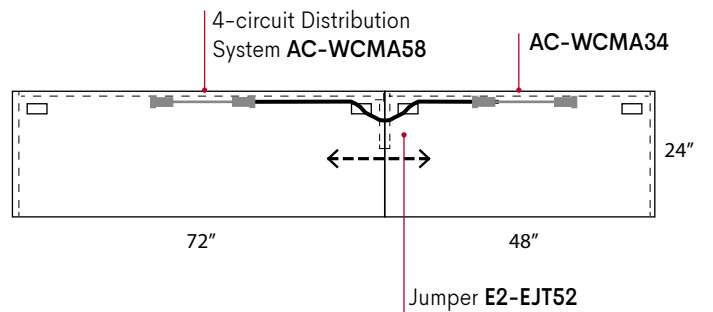
Use specification charts [p.101-102](#) to calculate the length of the jumper:

Table 72" = 30" length under the table

Table 48" = 18" length under the table

30" + 18" = **48" cable length required**

Specify the longest jumper that is closest to the required length:
E2-EJT52



3 - Example for providing electricity to a workstation with a perpendicular table

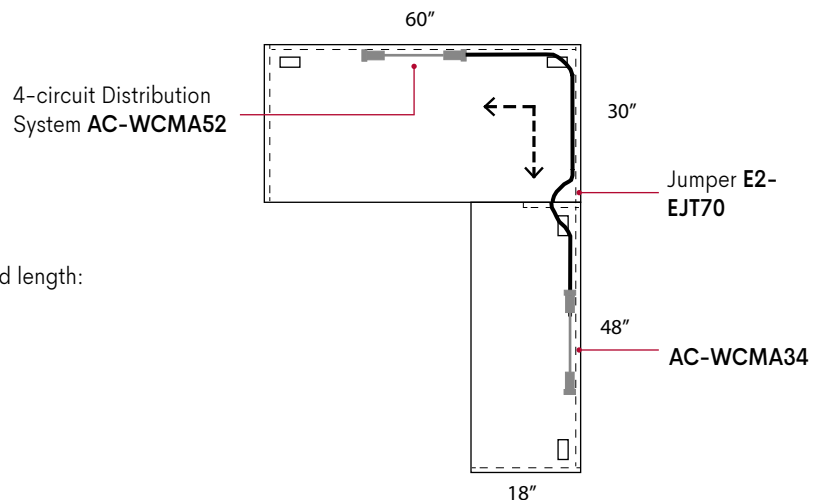
Use specification charts [p.101-102](#) to calculate the length of the jumper:

Table 60" = 48" length under the table

Table 48" = 18" length under the table

48" + 18" = **66" cable length required**

Specify the longest jumper that is closest to the required length:
E2-EJT70

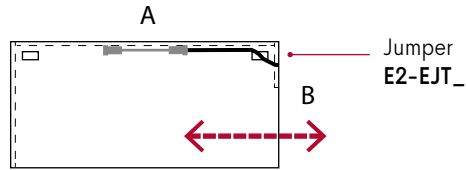


Specification charts – length of jumpers (cables)

To calculate the length of jumpers (E2-EJT...) required according to the model and dimensions of a table and according to the type of cable installation: continuous, or at 90°, refer to the shaded area of the following charts.

Rectangular tables

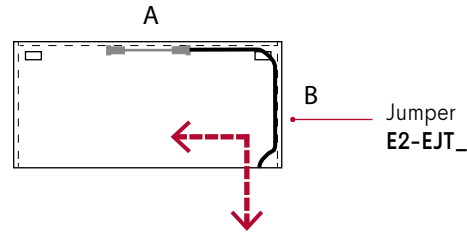
Continuous cable



A \ B	18" - 21" - 24" - 30" or 36"
84"	36"
78"	33"
72"	30"
66"	27"
60"	24"
54"	21"
48"	18"
42"	15"
36"	15"
30"	12"

DISTANCE UNDER THE TABLE

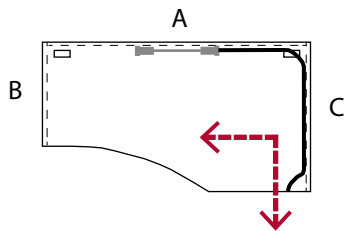
90° cable



A \ B	18"	21"	24"	30"
84"	48"	51"	54"	60"
78"	45"	48"	51"	57"
72"	42"	45"	48"	54"
66"	39"	42"	45"	51"
60"	36"	39"	42"	48"
54"	33"	36"	39"	45"
48"	30"	33"	36"	42"
42"	27"	30"	33"	39"
36"	27"	30"	33"	39"
30"	24"	27"	30"	36"

DISTANCE UNDER THE TABLE

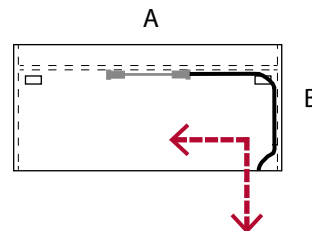
Connecting tables



A \ B x C	24"x 36"
72"	60"
66"	57"
60"	54"

DISTANCE UNDER THE TABLE

Rectangular tables (recessed back)

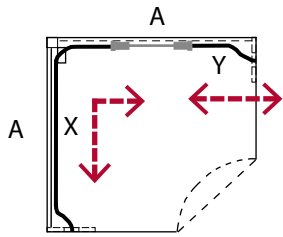


A \ B	30"	36"
84"	55"	55"
78"	52"	52"
72"	49"	49"
66"	46"	46"
60"	43"	43"
54"	40"	40"
48"	37"	37"
42"	34"	-
36"	34"	-
30"	31"	-

DISTANCE UNDER THE TABLE

Specification charts – length of jumpers (cables) (cont'd)

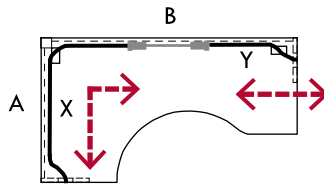
90° corner tables



A	X	Y
48" x 48"	60"	18"
42" x 42"	51"	15"
36" x 36"	45"	15"

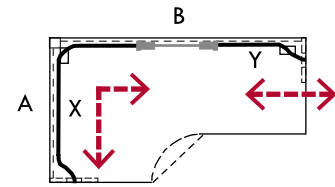
DISTANCE UNDER THE TABLE

Extended corner tables



A x B	X	Y
36" x 72"	60"	30"
36" x 66"	57"	27"
36" x 60"	54"	24"

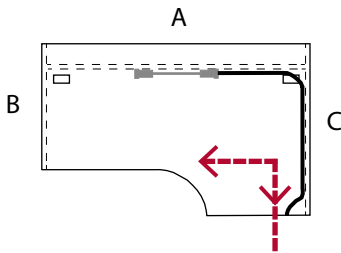
DISTANCE UNDER THE TABLE



A x B	X	Y
48" x 84"	78"	36"
48" x 78"	75"	33"
48" x 72"	72"	30"
48" x 66"	69"	27"
48" x 60"	66"	24"
42" x 84"	72"	36"
42" x 78"	69"	33"
42" x 72"	66"	30"
42" x 66"	63"	27"
42" x 60"	60"	24"
36" x 72"	60"	30"
36" x 66"	57"	27"
36" x 60"	54"	24"

DISTANCE UNDER THE TABLE

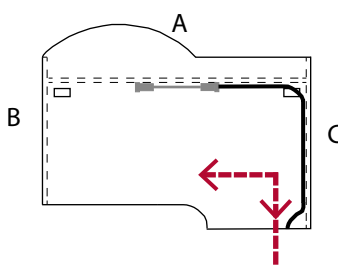
Extended Corner Tables (recessed back)



A \ B x C	30" x 42"	30" x 48"
84"	67"	73"
78"	64"	70"
72"	61"	67"
66"	58"	64"
60"	55"	61"

DISTANCE UNDER THE TABLE

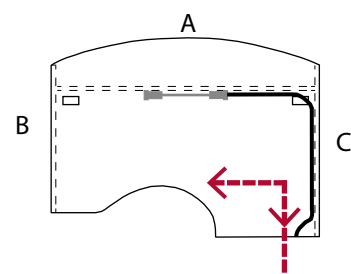
Asymmetrical tables/ integrated half-return



A \ B x C	30" x 36"
72"	55"
66"	52"
60"	49"

DISTANCE UNDER THE TABLE

Tables with 1 rounded side, curved interior



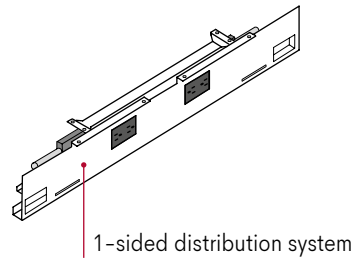
A \ B x C	30" x 42"
72"	61"
66"	58"

DISTANCE UNDER THE TABLE

4-circuit electrical system - 1-sided (cont'd)

Surface Supported Layering Tables (specification)

- The 1-sided system must be attached under the surface and against the modesty panel.
- To establish the required length (AC-WCMA_) use the "X" distance (image below) and consult the price list, [see p.G05](#).



To calculate the length of jumpers (cables) required:

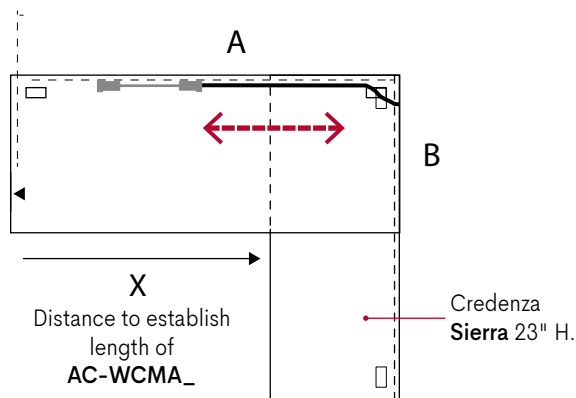
- Refer to the shaded part of the specification charts, below.
- Always specify the jumper that is the longest and closest to the required length.

Example: For 54", specify the 58" long jumper: **E2-EJT58**.

Specification CHARTS - Jumper Length (cables)

To calculate the length of the jumper required (E2-EJT...), refer to the shaded area of the following charts:

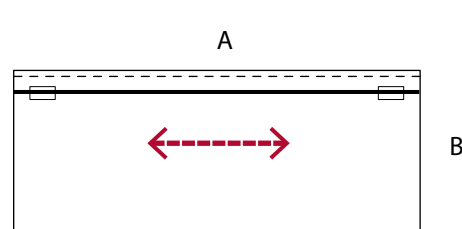
Rectangular surface supported layering tables



A \ B	24" - 30" - 36"
84"	44"
78"	41"
72"	38"
66"	35"
60"	35"

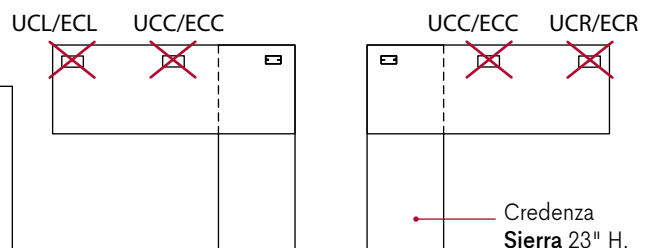
DISTANCE UNDER THE TABLE

Storage units or credenzas (with optional grommet)



A \ B	21" - 24"
72"	72"
60"	60"
36"	36"
30"	30"

INTERIOR DISTANCE STORAGE UNIT/CREDENZA



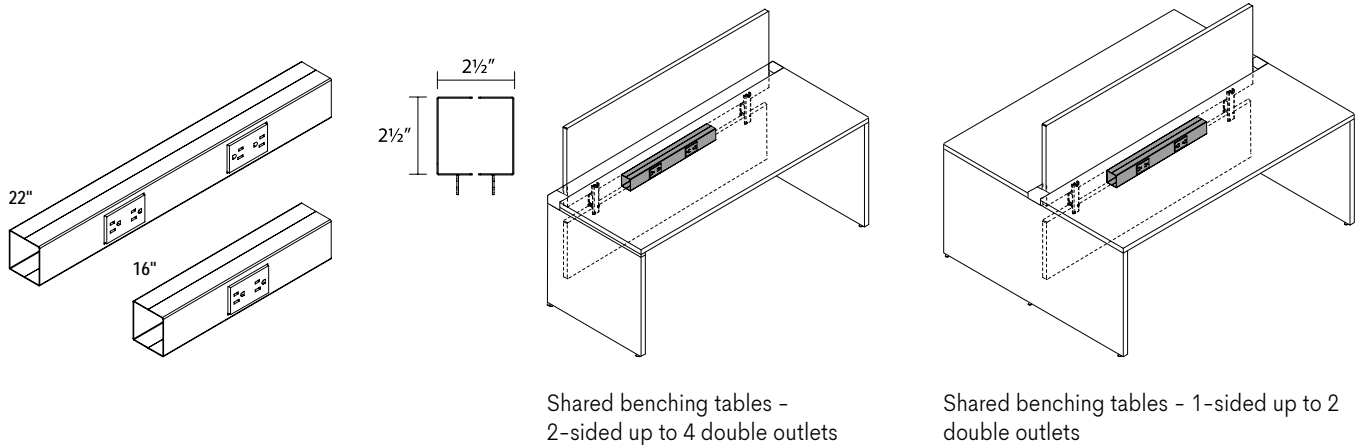
WARNING:
Do not specify a multi-outlet option to the positions indicated below if a 4-circuit distribution system must be installed.

4-circuit Electrical System - 2-sided

The 4-circuit electrical system is installed on the top of the modesty of all types of benching tables. It contains 1 electrical harness with support and 2 metal fronts (finish must be specified). The system is available in 2 lengths, 16" and 22", and is designed to be used with the 4-circuit electrical components. The double outlets or the USB outlets are not included, must be ordered separately.

16" long: 1 space for outlet on each side. For tables 36" and 42" in length.

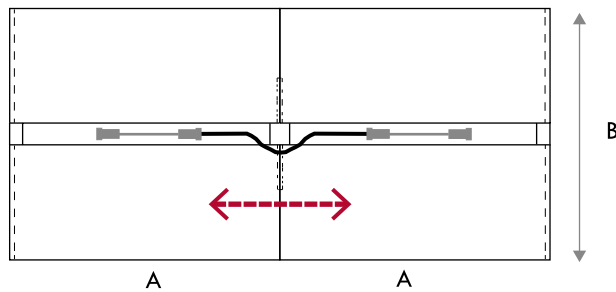
22" long: 2 spaces for outlets on each side. For tables 48" and 72" in length.



Specification table - Jumper length (cables)

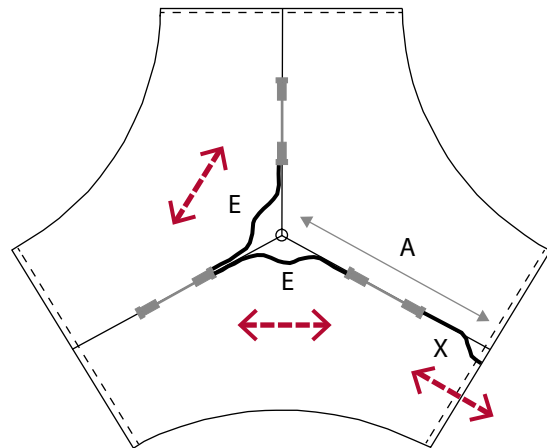
To calculate the length of the jumper (E2-EJT...) required for use with shared tables, please refer to the shaded part of the chart below.

Rectangular shared benching tables



A \ B	48" x 60"
72"	E2-EJT64
66"	E2-EJT58
60"	E2-EJT52
54"	E2-EJT47
48"	E2-EJT47
42"	E2-EJT35
36"	E2-EJT35
CABLE REQUIRED	

120° shared benching tables

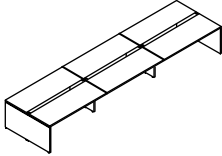


A	E	X
48"	2 x E2-EJT35	18"
42"	2 x E2-EJT35	15"
36"	2 x E2-EJT35	15"
CABLE REQUIRED		DISTANCE UNDER THE TABLE

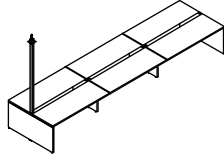
Finishing caps and cabling pole for shared benching open or with doors

Caps installed in the center and on the ends of the shared benching tables are used for finishing as well as for installing a cabling pole. When ordering, the color of the caps must be specified, as well as the model of the cap and the required position of the cabling pole:

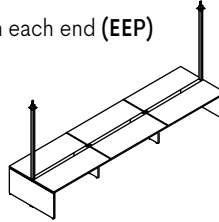
Without a cabling pole (**NP**)



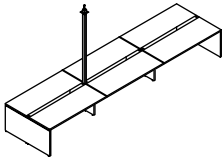
One on the end (**EP**)



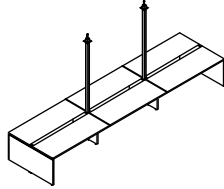
Two on each end (**EET**)



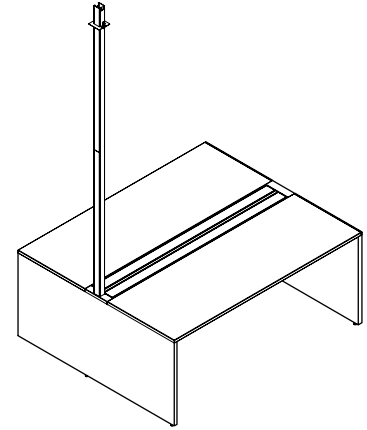
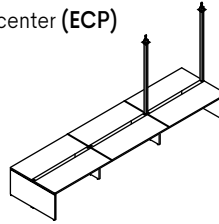
One in the center (**CP**)



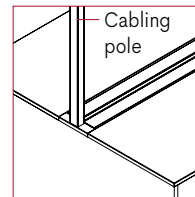
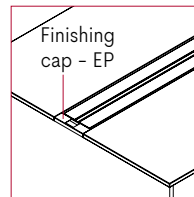
Two in the center (**CCP**)



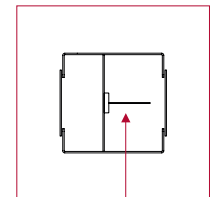
One on the end and one in the center (**ECP**)



The cabling pole is used to supply power from the ceiling to the surface (8' or 12' H). The pole has an internal movable PVC divider used to separate the ceiling power cables from the communications cables.



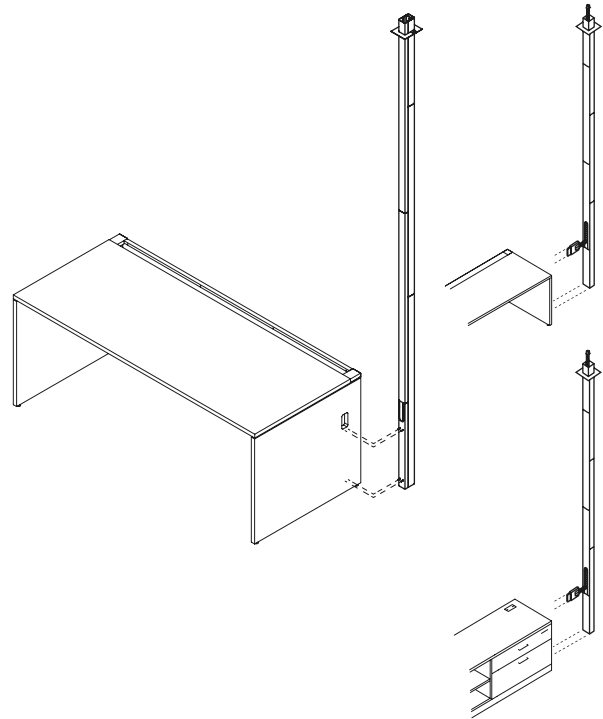
Plan view



Cabling pole internal divider


Cabling pole for credenzas or shared benching tables - 1-sided (full end panels)

Grommets are available on the laminate end panel of credenzas or shared benching 1-sided for the installation of a cabling pole.

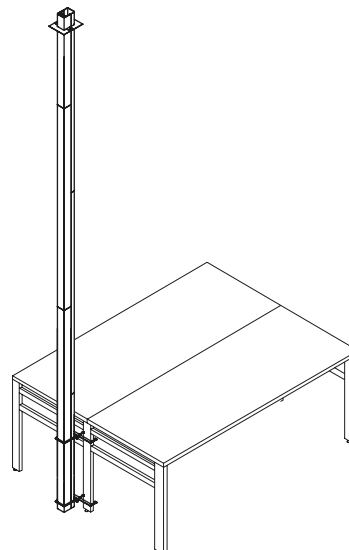


Cabling pole for shared benching tables closed, perforated metal, open metal or combined material end panels

Cabling pole attaches on the metal central leg of the shared benching tables closed with 2 fasteners.



Cabling pole
internal divider



Pulls

Different styles of pulls are available on most storage and furniture with pedestals or with integrated storage. Pulls all have predrilled holes 5" (128 mm) center-to-center.

Some components such as credenzas, lateral files and storage units must have pulls and it is important to specify the type in the line of code. In the case of desks and pedestals, this is an option that must be added (\$22 per drawer). Specify this option under the "Pull" column of the line of coding.



TN - Nickel TECHNO



DN - Nickel DECO



J - Satin Chrome



X - Aluminum



YN - Brushed Nickel



YA - Antique Nickel



YB - Brushed Bronze



MB - Matte Black TECHNO



ML - "L" Matte Black

Frames

Doors with contemporary or traditional style aluminum frames with a choice of interior panel, are available on hutches and most storage 50" H. or more. The codes are listed in the product description, some restrictions apply, refer to the price list. *The high-gloss white finish is a high pressure laminate finish that can be written on with dry erase markers only.



Contemporary / Laminate



*Contemporary / High-Gloss White



Contemporary / Frosted Acrylic



Traditional / Frosted Acrylic

Fabrics

For a complete selection of available fabrics, refer to current Artopex fabric card.

Finish choices chart

This is the coding system to use in the specific fields of the list price with reference to choice of colors. Some exceptions apply, see the charts below or finish charts.



IMPORTANT:

Colors, especially dark colors, may vary between Thermo Fused Laminate (T.F.L.) and High Pressure Laminate (H.P.L.).


1		2		
T.F.L.	H.P.L.	Regular Edges	Fluted Edges	Striped (Narrow Edges)
Dolomite finish	Matt finish	Aluminum 0W	Aluminum 3W	Multiply Maple (0V1)
Antique White MAW*	Antique White SAW*	Antique White 0AW*	Antique White 3AW*	Coordinate with this surface finishes:
Charcoal MF*	Cayenne Maple SCM	Black 0N*	Black 3N*	Maritime Maple - Moka
Frost MA*	Charcoal SF	Carbon 0CB	Carbon 3CB	Douglas Pine
White MBW*	Cherry SCH	Cayenne Maple 0CM	Cayenne Maple 3CM	
Suede finish	Chestnut SCG	Charcoal 0F	Charcoal 3F	Image Actual Size 1" thick surface
Cayenne Maple MCM	Dark Oak SDK	Cherry 0CH	Cherry 3CH	
Cherry MCH	Douglas Pine SDP	Chestnut 0CG	Chestnut 3CG	
Dark Oak MDK	Frost SA	Dalia 0DA	Dalia 3DA	
Honey MHO	Honey SHO	Dark Oak 0DK	Dark Oak 3DK	
Supermat finish	Maritime Maple SEM	Douglas Pine 0DP	Douglas Pine 3DP	
Chestnut MCG	Moka SPM	Frost 0A	Frost 3A	
Douglas Pine MDP	Tobacco Cherry STC	Galaxy 0GX	Galaxy 3GX	
Maritime Maple MEM	White SBW)	Ginger Root 0GG	Ginger Root 3GG	
Moka MPM	Willow Grey SWG**	Honey 0HO	Honey 3HO	
Tobacco Cherry MTC	Natural finish	Maritime Maple 0EM	Maritime Maple 3EM	Striped (Wide) Edges
Willow Grey MWG	Carbon SCB	Moka 0PM	Moka 3PM	Maple/Honey Striped 0R1
Aura finish	Dalia SDA	Sea Salt 0SM	Sea Salt 3SM	Coordinate with surface finishes:
Carbon MCB	Galaxy SGX	Sesame 0SE	Sesame 3SE	Maritime Maple - Honey
Dalia MDA	Ginger Root SGG	Tobacco Cherry 0TC	Tobacco Cherry 3TC	
Galaxy MGX	Sea Salt SSM	Twilight 0TL	Twilight 3TL	Image actual size 1" thick surface
Ginger Root MGG	Sesame SSE	White 0BW	White 3BW	
Sea Salt MSM	Twilight STL	Willow Grey 0WG	Willow Grey 3WG	
Sesame MSE				
Twilight MTL			1" Edge: 3 grooves 1 1/2" Edge: 5 grooves	

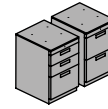
* not available for the Mike and Tango series (surface 1 1/2" thick).

** Willow Grey: Matte finish, and not Supermat like T.F.L.

Finish choices chart (cont'd)

Some products have specific finish choices due to the nature of their components.

 **IMPORTANT:**
The natural properties of the hard wood will result in a variation in the woodgrain and color.

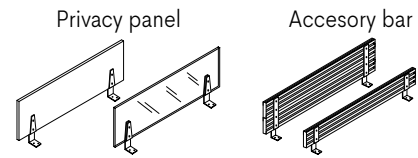


Metal pedestals, refer to the Metal price list.

3	4	5	6	7
T.F.L.	T.F.L.	Metal	Metal	Wood
Dolomite finish	Dolomite finish	Abyss 3113	Black 3067	Black 306
Antique White MAW	Antique White AW	Amber 3108	Charcoal 3064	Natural 300
Black MN	Black N	Black 3067	Polar White 3002	
Charcoal MF	Charcoal F	Charcoal 3064	Silver 3090	
Frost MA	Frost A	Fossil 3102		
White MBW	White BW	Grenadine 3044		
		Polar White 3002		
Suede finish	Suede finish	Silver 3090		
Cayenne Maple MCM	Cayenne Maple CM	Smoothie 3109		
Cherry MCH	Cherry CH	Source 3106		
Dark Oak MDK	Dark Oak DK			
Honey MHO	Honey HO			
Supermat finish	Supermat finish			
Chestnut MCG	Chestnut CG			
Douglas Pine MDP	Douglas Pine DP			
Maritime Maple MEM	Maritime Maple EM			
Moka MPM	Moka PM			
Tobacco Cherry MTC	Tobacco Cherry TC			
Willow Grey MWG	Willow Grey WG			
Aura finish	Aura finish			
Carbon MCB	Carbon CB			
Dalia MDA	Dalia DA			
Galaxy MGX	Galaxy GX			
Ginger Root MGG	Ginger Root GG			
Sea Salt MSM	Sea Salt SM			
Sesame MSE	Sesame SE			
Twilight MTL	Twilight TL			

Specification charts – privacy panels and accessory bars

The tables below indicate the **MAXIMUM length** of the privacy panel or accessory bar that can be installed on the different models of tables of the Take Off Collection.



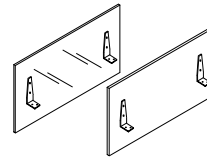
Length of the surface = length indicated in the price list.

CONVERGENT or SUPPORTED tables							
Types of legs:							
Surface Shape:		Tubular 4"	Base plate round or square	Monolithic	Tubular round or square	Double O, folded corner leg, angled metal or wood	
"D" SHAPED 	36" P.	MAXIMUM length = surface length minus - 24"	-	-	-	-	
	30" P.		-	-	-	-	
	24" P.		-	-	-	-	
ARCHED 		MAXIMUM length = surface length minus - 12"		MAXIMUM length = surface length minus - 18"		-	
RECTANGULAR 		MAXIMUM length = surface length minus - 6"		MAXIMUM length = surface length minus - 12"			

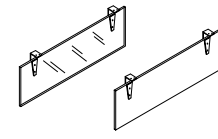
Surface supported layering tables							
SHORT laminate or ADJUSTABLE metal support on Sierra credenzas 21" or 24" deep							
Types of legs:							
Surface Shape:		Tubular 4"	Base plate round or square	Monolithic	Tubular round or square	Double O, folded corner leg, angled metal or wood	
"D" SHAPED 	36 x 84	MAXIMUM length = 60"	-	-	-	-	
	36 x 78	MAXIMUM length = 54"	-	-	-	-	
	36 x 72	MAXIMUM length = 48"	-	-	-	-	
	30 x 84	MAXIMUM length = 60"	-	-	-	-	
	30 x 78	MAXIMUM length = 54"	-	-	-	-	
	30 x 72	MAXIMUM length = 48"	-	-	-	-	
	24 x 84	MAXIMUM length = 66"	-	-	-	-	
	24 x 78	MAXIMUM length = 60"	-	-	-	-	
ARCHED 		MAXIMUM length = surface length minus - 12"		MAXIMUM length = surface length minus - 18"		-	
RECTANGULAR 		MAXIMUM length = surface length minus - 6"		MAXIMUM length = surface length minus - 12"			

Specification charts – double screens and modesty panels

The charts below indicate the **MAXIMUM length** of the double screen or modesty panels that can be installed on the different models of tables of the Take Off Collection.



Double screens



Modesty panels

Length of the surface = longueur indiquée dans la liste de prix.



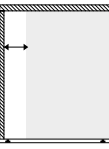
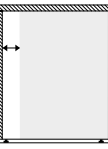

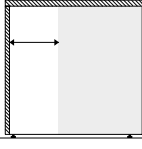
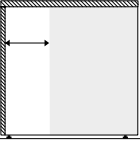
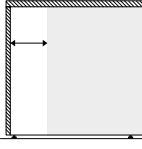
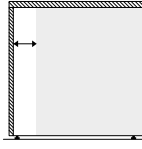
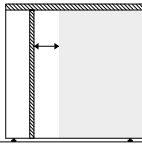
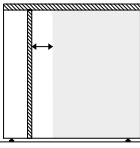
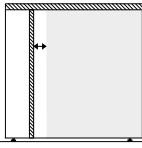
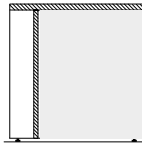
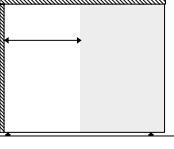
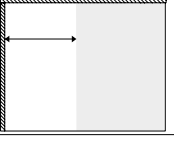
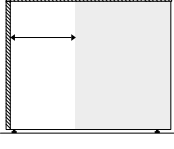
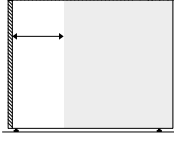
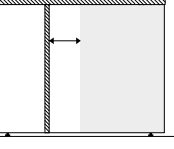
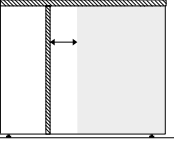
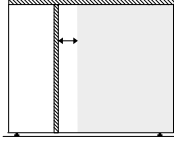
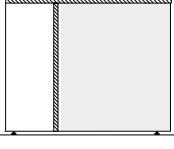
CONVERGENT or SUPPORTED tables						
Types of legs:						
Surface Shape:	Tubular 4"	Base plate round or square	Monolithic	Tubular round or square	Double O, folded corner leg, angled metal or wood	
"D" SHAPED 36" P. 30" P.	MAXIMUM length = surface length minus - 24"		-	-	-	Convergent table Supported table
	MAXIMUM length = surface length minus - 18"		-	-	-	
ARCHED 	MAXIMUM length = surface length minus - 12"		MAXIMUM length = surface length minus - 18"		-	Modesty panels cannot be used with CONVERGENT "D" shaped tables 42" or less, as well as arched or rectangular SUPPORTED tables of 30" as the smallest panel is 24" L.
RECTANGULAR 	MAXIMUM length = surface length minus - 6"		MAXIMUM length = surface length minus - 12"		-	

Surface supported layering tables SHORT laminate or ADJUSTABLE metal support on Sierra credenzas 21" or 24" deep						
Types of legs:						
Surface Shape:	Tubular 4"	Base plate round or square	Monolithic	Tubular round or square	Double O, folded corner leg, angled metal or wood	
"D" SHAPED 	36 x 84	MAXIMUM length = 36"	-	-	-	Surface supported laminate support Surface supported metal support
	36 x 78	MAXIMUM length = 30"	-	-	-	
	36 x 72	MAXIMUM length = 24"	-	-	-	
	30 x 84	MAXIMUM length = 36"	-	-	-	
	30 x 78	MAXIMUM length = 30"	-	-	-	
	30 x 72	MAXIMUM length = 24"	-	-	-	
	24 x 84	MAXIMUM length = 42"	-	-	-	
	24 x 78	MAXIMUM length = 36"	-	-	-	
ARCHED 	MAXIMUM length = surface length minus - 36"		MAXIMUM length = surface length minus - 42"		-	
RECTANGULAR 	MAXIMUM length = surface length minus - 30"		MAXIMUM length = surface length minus - 36"		-	

Specification chart – interior clearance for laminate storage

INTERIOR CLEARANCE (horizontal) UNDER THE SURFACE

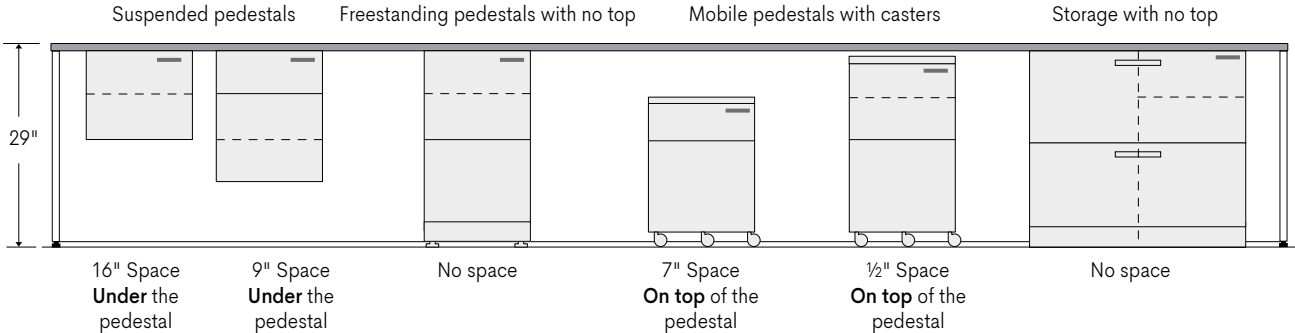
The tables and desks of the Take Off Collection are available with different interior clearances for the placement of **LAMINATE** storage units. This chart illustrates the clearance available under the desks and tables.

LAMINATE				
SURFACE depth	LAMINATE STORAGE UNIT depth			
	18"	20"	21"	24"
18"	DOES NOT FIT	DOES NOT FIT	DOES NOT FIT	DOES NOT FIT
21"	 2 ¼" Space	 3/8"	DOES NOT FIT	DOES NOT FIT
24"	 5 ¼" Space	 3 ⅜" Space	 2 ⅜" Space	DOES NOT FIT
30"	 11 ¼" Space	 9 ⅜" Space	 8 ⅜" Space	 5 ⅜" Space
30" (modesty recessed 5")	 6 ½" Space	 4 ¾" Space	 3 ⅝" Space	 5/8" Space
36"	 17 ¼" Space	 15 ⅜" Space	 14 ⅜" Space	 11 ⅜" Space
36" (modesty recessed 11")	 6 ½" Space	 4 ¾" Space	 3 ⅝" Space	 5/8" Space

Specification chart – interior clearance for laminate storage (cont'd)

Interior Clearance (vertical) under the Surfaces


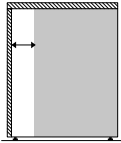

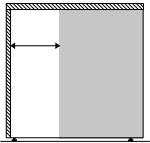
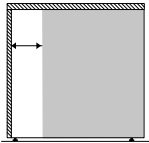
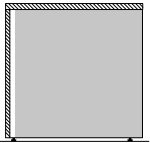
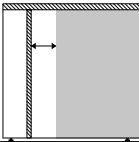
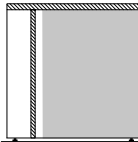
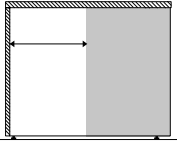
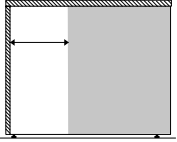
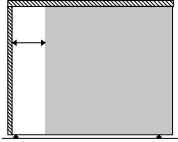
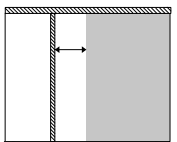
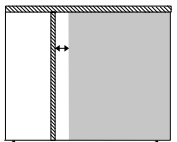
Pictured is the vertical space used when a LAMINATE storage unit is placed under a surface 29" H.



Specification chart – interior clearance for metal storage

INTERIOR CLEARANCE (horizontal) UNDER THE SURFACE

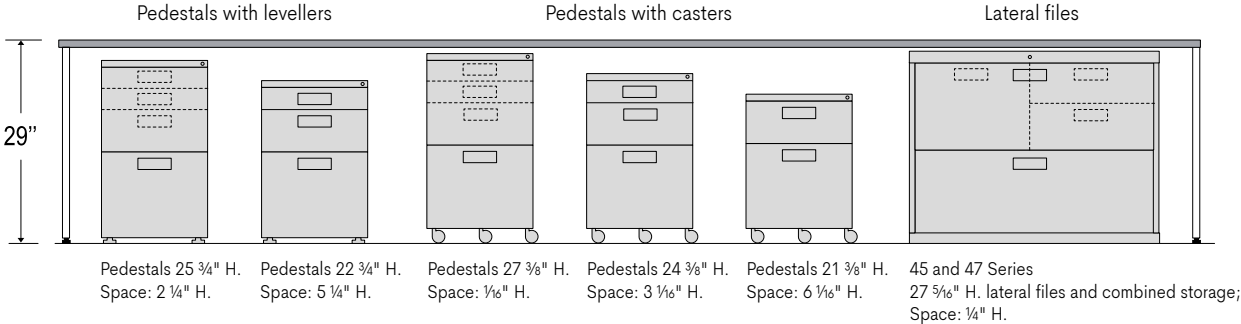
The tables and desks of the Take Off Collection are available with different interior clearances for the placement of METAL storage units. Refer to the Metal storage price list for the available products with the exception of the FP45 / 47 pedestal that is available in this price list on [p.B94](#).

METAL			
SURFACE depth	STORAGE UNIT depth		
	18"	22"	28"
18"	DOES NOT FIT	DOES NOT FIT	DOES NOT FIT
21"	 2 ¼" Space	DOES NOT FIT	DOES NOT FIT
24"	 5 ¼" Space	 1 ¼" Space	DOES NOT FIT
30"	 11 ¼" Space	 7 ¼" Space	 1 ¼" Space
30" (modesty recessed 5")	 6 ⅜" Space	 2 ⅜" Space	DOES NOT FIT
36"	 17 ¼" Space	 13 ¼" Space	 Espace de 7 ¼"
36" (modesty recessed 11")	 6 ⅜" Space	 2 ⅜" Space	DOES NOT FIT

Specification chart – interior clearance for metal storage (cont'd)

Interior Clearance (Vertical) under the Surfaces

Pictured is the vertical space used when a METAL storage unit (with drawers 6" or 12") is placed under a surface 29" H.



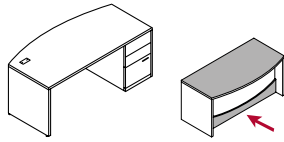
* Other types of 2-drawer lateral files with metal or laminate fronts come into interference with the surface.

Specification examples

Here are some examples of codes applied to different products.

Assembled desk with right-side pedestal

Dimensions: 30" x 36" x 72"



Ordering code:
TM-DD3672T-STL/3TL-SM/SM-TN-G2L-JJ

Series: Mike (top 1 1/2")
Surface: Twilight (H.P.L.)
Edge band: Fluted (Twilight)
Base: Sea Salt

Drawer fronts: Sea Salt
Pull options: Nickel TECHNO - TN
Grommet option: Charcoal, left
Modesty option: With rounded accent

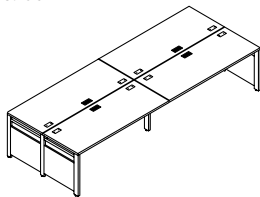
S SPECIFY

Series	Code	Surface	Edge	Base	Fronts	Pull	Grommet	M-Outlet	Modesty
T - M	- DD3672T	- STL	/ 3TL	- SM	/ SM	- TN	- G2L	-	- JJ

O OPTIONS

Rectangular shared benching tables with combined end panels

Dimensions: 60" x 144"



Ordering code:
TS-BC4iX3072-MGX/0GX-GX-3002-G1LR-ECC

Series: Sierra (top 1")
Surface: Galaxy (T.F.L.)
Edge band: Galaxy
Base: Galaxy
Metal: White

Grommet option: White, left and right
Multi-outlet option: 1-circuit multi-outlet, center.

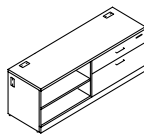
S SPECIFY

Series	Code	Surface	Edge	Base	Metal	Grommet	M-Outlet
T - S	- BC4iX3072	- MGX	/ 0GX	- GX	/ 3002	- G1LR	- ECC

O OPTIONS

Credenza with drawers - 23" h.

Dimensions: 21" x 72" x 23"



Ordering code:
TS-CZOUF217223-MDP/0DP-DP/BW-YN-G14

Series: Sierra (top 1")
Surface: Douglas Pine (T.F.L.)
Edge band: Douglas Pine
Base: Douglas Pine

Drawer fronts: White
Pull options: Brushed Nickel - YN
Grommet option: White

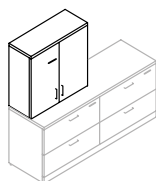
S SPECIFY

Series	Code	Surface	Edge	Base	Fronts	Pull	Grommet	Lock
T - S	- CZOUF217223	- MDP	/ 0DP	- DP	/ BW	- YN	- G14	-

O OPTIONS

Bookcase hutch - 2 doors

Dimensions: 14" x 36" x 37"



Ordering code:
TL-HPDD3637-MDP/V1-DP/DP-YN-L

Series: Lima (top 1")
Surface: Douglas Pine (T.F.L.)
Edge band: Striped / Multiply-Maple
Base: Douglas Pine

Fronts: Douglas Pine
Pulls: Brushed Nickel - YN
Noki electronic lock option

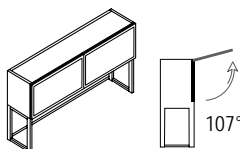
S SPECIFY

Series	Code	Surface	Edge	Base	Fronts	Pull	Lock
T - L	- HPDD3637	- MDP	/ V1	- DP	/ DP	- YN	- L

O OPTION

Hutch with flipper doors, metal legs, contemporary aluminum frame, laminate interior

Dimensions: 14" x 72" x 43"



Ordering code:
TS-HUM7243-GX/CB-3090

Series: Sierra
Base: Galaxy (T.F.L.)
Fronts: Carbon
Metal: Silver

S SPECIFY

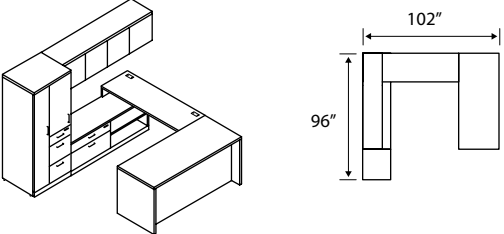
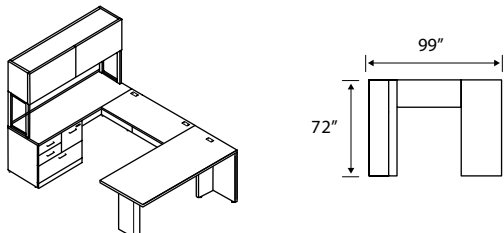
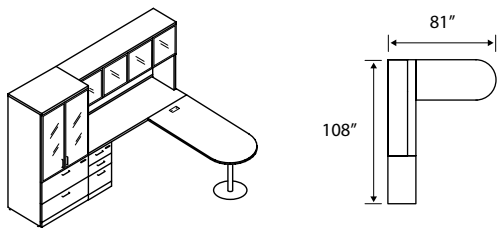
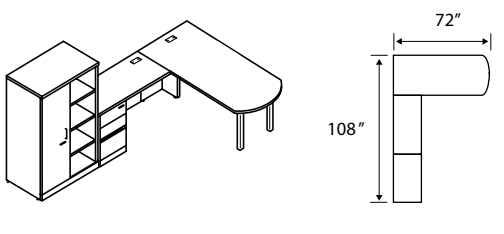
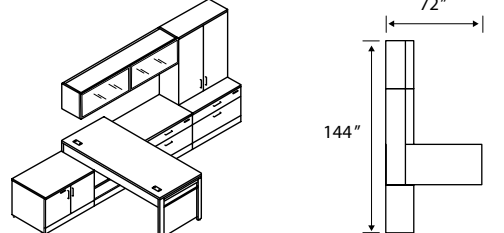
Series	Code	Base	Fronts	Metal
T - S	- HUM7243	- GX	/ CB	- 3090

Typical layouts

Prices shown for the typical layouts are based on the following specifications:

- 1" thick surface.
- Grade 1 fabric on cushions.
- No options added.

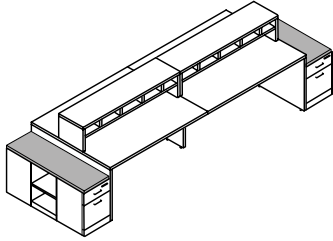
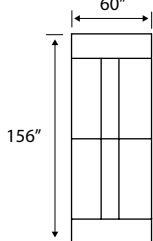
Refer to the price list for the various options available for each component.

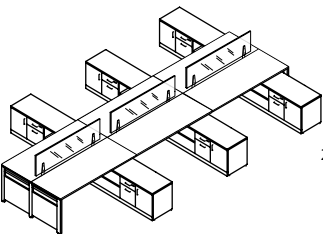
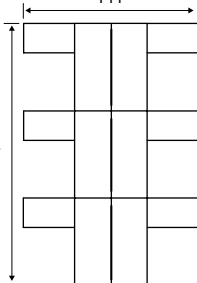
	<p>Layout TO-14-01</p> <table border="0"> <tr> <td>TL-SWDUFF212472</td> <td>Combined storage 72" H.</td> <td>\$1 544</td> </tr> <tr> <td>TL-HWD7216</td> <td>Wall mounted hutch</td> <td>\$ 758</td> </tr> <tr> <td>TS-CZUFO217223</td> <td>Credenza 23" H. - drawers</td> <td>\$1 305</td> </tr> <tr> <td>TS-REEP2172L</td> <td>Surface-mounted return - left</td> <td>\$ 273</td> </tr> <tr> <td>TL-Di3072T</td> <td>Rectangular desk - single pedestal UUF</td> <td>\$1 056</td> </tr> <tr> <td colspan="2"></td> <td>\$4 936</td> </tr> </table>	TL-SWDUFF212472	Combined storage 72" H.	\$1 544	TL-HWD7216	Wall mounted hutch	\$ 758	TS-CZUFO217223	Credenza 23" H. - drawers	\$1 305	TS-REEP2172L	Surface-mounted return - left	\$ 273	TL-Di3072T	Rectangular desk - single pedestal UUF	\$1 056			\$4 936			
TL-SWDUFF212472	Combined storage 72" H.	\$1 544																				
TL-HWD7216	Wall mounted hutch	\$ 758																				
TS-CZUFO217223	Credenza 23" H. - drawers	\$1 305																				
TS-REEP2172L	Surface-mounted return - left	\$ 273																				
TL-Di3072T	Rectangular desk - single pedestal UUF	\$1 056																				
		\$4 936																				
	<p>Layout TO-14-02</p> <table border="0"> <tr> <td>TS-HF7237</td> <td>Hutch 37" H. - metal legs</td> <td>\$1 539</td> </tr> <tr> <td>TL-CZCO217229</td> <td>Credenza 29" H. - combined storage unit</td> <td>\$1 202</td> </tr> <tr> <td>TL-REB2148</td> <td>Bridge return</td> <td>\$305</td> </tr> <tr> <td>TL-DTi3072G</td> <td>Rectangular table - monolithic laminate base</td> <td>\$650</td> </tr> <tr> <td colspan="2"></td> <td>\$3 696</td> </tr> </table>	TS-HF7237	Hutch 37" H. - metal legs	\$1 539	TL-CZCO217229	Credenza 29" H. - combined storage unit	\$1 202	TL-REB2148	Bridge return	\$305	TL-DTi3072G	Rectangular table - monolithic laminate base	\$650			\$3 696						
TS-HF7237	Hutch 37" H. - metal legs	\$1 539																				
TL-CZCO217229	Credenza 29" H. - combined storage unit	\$1 202																				
TL-REB2148	Bridge return	\$305																				
TL-DTi3072G	Rectangular table - monolithic laminate base	\$650																				
		\$3 696																				
	<p>Layout TO-14-03</p> <table border="0"> <tr> <td>TL-SDDGiCFF213672</td> <td>Combined storage 72" H. - contemp. frame acry.</td> <td>\$ 2 520</td> </tr> <tr> <td>TL-HDGiC7243</td> <td>Hutch - contemporary frame / acrylic</td> <td>\$2 023</td> </tr> <tr> <td>TL-Ti2172LL</td> <td>Rectangular table - full end panels</td> <td>\$563</td> </tr> <tr> <td>TL-FPUUF</td> <td>Freestanding pedestal - without top / with pulls</td> <td>\$685</td> </tr> <tr> <td>TL-DS2460C</td> <td>"D" shaped table - round base</td> <td>\$516</td> </tr> <tr> <td colspan="2"></td> <td>\$6 307</td> </tr> </table>	TL-SDDGiCFF213672	Combined storage 72" H. - contemp. frame acry.	\$ 2 520	TL-HDGiC7243	Hutch - contemporary frame / acrylic	\$2 023	TL-Ti2172LL	Rectangular table - full end panels	\$563	TL-FPUUF	Freestanding pedestal - without top / with pulls	\$685	TL-DS2460C	"D" shaped table - round base	\$516			\$6 307			
TL-SDDGiCFF213672	Combined storage 72" H. - contemp. frame acry.	\$ 2 520																				
TL-HDGiC7243	Hutch - contemporary frame / acrylic	\$2 023																				
TL-Ti2172LL	Rectangular table - full end panels	\$563																				
TL-FPUUF	Freestanding pedestal - without top / with pulls	\$685																				
TL-DS2460C	"D" shaped table - round base	\$516																				
		\$6 307																				
	<p>Layout TO-14-04</p> <table border="0"> <tr> <td>TL-SDO213650</td> <td>Single door cabinet 50" H.</td> <td>\$1 056</td> </tr> <tr> <td>TL-RER2142</td> <td>Reversible return</td> <td>\$350</td> </tr> <tr> <td>TL-FPUUY</td> <td>Freestanding pedestal with recycling bin</td> <td>\$646</td> </tr> <tr> <td>TL-DTA3072F</td> <td>"D" shaped table (arched) - square legs</td> <td>\$736</td> </tr> <tr> <td colspan="2"></td> <td>\$2 788</td> </tr> </table>	TL-SDO213650	Single door cabinet 50" H.	\$1 056	TL-RER2142	Reversible return	\$350	TL-FPUUY	Freestanding pedestal with recycling bin	\$646	TL-DTA3072F	"D" shaped table (arched) - square legs	\$736			\$2 788						
TL-SDO213650	Single door cabinet 50" H.	\$1 056																				
TL-RER2142	Reversible return	\$350																				
TL-FPUUY	Freestanding pedestal with recycling bin	\$646																				
TL-DTA3072F	"D" shaped table (arched) - square legs	\$736																				
		\$2 788																				
	<p>Layout TO-14-05</p> <table border="0"> <tr> <td>TS-CZDD213623</td> <td>Storage 23" H. - doors</td> <td>\$ 758</td> </tr> <tr> <td>TL-HWUGiC7216</td> <td>Wall mounted hutch pivot lift - cont. frame / acrylic</td> <td>\$1 936</td> </tr> <tr> <td>TS-DPiX3072L</td> <td>Left surface mounted table - combined material</td> <td>\$ 750</td> </tr> <tr> <td>TS-CZUUF217223</td> <td>Credenza 23" H. - drawers</td> <td>\$1 305</td> </tr> <tr> <td>TL-HPDD3643</td> <td>Bookcase hutch 43" H.</td> <td>\$ 749</td> </tr> <tr> <td>TS-CZUF213623</td> <td>Storage 23" H. - drawers</td> <td>\$ 801</td> </tr> <tr> <td colspan="2"></td> <td>\$6 299</td> </tr> </table>	TS-CZDD213623	Storage 23" H. - doors	\$ 758	TL-HWUGiC7216	Wall mounted hutch pivot lift - cont. frame / acrylic	\$1 936	TS-DPiX3072L	Left surface mounted table - combined material	\$ 750	TS-CZUUF217223	Credenza 23" H. - drawers	\$1 305	TL-HPDD3643	Bookcase hutch 43" H.	\$ 749	TS-CZUF213623	Storage 23" H. - drawers	\$ 801			\$6 299
TS-CZDD213623	Storage 23" H. - doors	\$ 758																				
TL-HWUGiC7216	Wall mounted hutch pivot lift - cont. frame / acrylic	\$1 936																				
TS-DPiX3072L	Left surface mounted table - combined material	\$ 750																				
TS-CZUUF217223	Credenza 23" H. - drawers	\$1 305																				
TL-HPDD3643	Bookcase hutch 43" H.	\$ 749																				
TS-CZUF213623	Storage 23" H. - drawers	\$ 801																				
		\$6 299																				

Typical layouts (cont'd)

	<p>Layout TO-14-06</p> <table border="0"> <tr> <td>TL-SOUFL211850</td> <td>2-Way cabinet 50" H. - left</td> <td>\$1 020</td> </tr> <tr> <td>TS-CZOO217223 (2)</td> <td>Open credenza 23" H.</td> <td>\$1 790</td> </tr> <tr> <td>TL-SOUFR211850</td> <td>2-Way cabinet 50" H. - right</td> <td>\$1 020</td> </tr> <tr> <td>TS-DPiO3072R</td> <td>Right surface mounted table - open metal</td> <td>\$690</td> </tr> <tr> <td>TS-DPiO3072L</td> <td>Left surface mounted table - open metal</td> <td>\$690</td> </tr> <tr> <td>TS-PPOV1566</td> <td>Laminate privacy panel</td> <td>\$312</td> </tr> <tr> <td colspan="2"></td> <td>\$5 522</td> </tr> </table>	TL-SOUFL211850	2-Way cabinet 50" H. - left	\$1 020	TS-CZOO217223 (2)	Open credenza 23" H.	\$1 790	TL-SOUFR211850	2-Way cabinet 50" H. - right	\$1 020	TS-DPiO3072R	Right surface mounted table - open metal	\$690	TS-DPiO3072L	Left surface mounted table - open metal	\$690	TS-PPOV1566	Laminate privacy panel	\$312			\$5 522
TL-SOUFL211850	2-Way cabinet 50" H. - left	\$1 020																				
TS-CZOO217223 (2)	Open credenza 23" H.	\$1 790																				
TL-SOUFR211850	2-Way cabinet 50" H. - right	\$1 020																				
TS-DPiO3072R	Right surface mounted table - open metal	\$690																				
TS-DPiO3072L	Left surface mounted table - open metal	\$690																				
TS-PPOV1566	Laminate privacy panel	\$312																				
		\$5 522																				
	<p>Layout TO-14-07</p> <table border="0"> <tr> <td>TS-DAiD3078 (2)</td> <td>Surface mounted table adjust. height - square base</td> <td>\$1 734</td> </tr> <tr> <td>TS-CZOUF217223</td> <td>Credenza 23" H. - drawers</td> <td>\$1 305</td> </tr> <tr> <td>TL-HPDD3643</td> <td>Credenza 23" H. - drawers</td> <td>\$749</td> </tr> <tr> <td>TS-CZUF213623</td> <td>Storage 23" H. - drawers</td> <td>\$801</td> </tr> <tr> <td>TS-CZUFO217223</td> <td>Credenza 23" H. - drawers</td> <td>\$1 305</td> </tr> <tr> <td colspan="2"></td> <td>\$5 894</td> </tr> </table>	TS-DAiD3078 (2)	Surface mounted table adjust. height - square base	\$1 734	TS-CZOUF217223	Credenza 23" H. - drawers	\$1 305	TL-HPDD3643	Credenza 23" H. - drawers	\$749	TS-CZUF213623	Storage 23" H. - drawers	\$801	TS-CZUFO217223	Credenza 23" H. - drawers	\$1 305			\$5 894			
TS-DAiD3078 (2)	Surface mounted table adjust. height - square base	\$1 734																				
TS-CZOUF217223	Credenza 23" H. - drawers	\$1 305																				
TL-HPDD3643	Credenza 23" H. - drawers	\$749																				
TS-CZUF213623	Storage 23" H. - drawers	\$801																				
TS-CZUFO217223	Credenza 23" H. - drawers	\$1 305																				
		\$5 894																				
	<p>Layout TO-14-08</p> <table border="0"> <tr> <td>TS-CZUFO217223 (3)</td> <td>Credenza 23" H. - drawers</td> <td>\$3 915</td> </tr> <tr> <td>TS-DPiX3072R (3)</td> <td>Credenza 23" H. - drawers</td> <td>\$2 250</td> </tr> <tr> <td>TL-HWF7216 (3)</td> <td>Wall mounted hutch</td> <td>\$2 565</td> </tr> <tr> <td colspan="2"></td> <td>\$8 730</td> </tr> </table>	TS-CZUFO217223 (3)	Credenza 23" H. - drawers	\$3 915	TS-DPiX3072R (3)	Credenza 23" H. - drawers	\$2 250	TL-HWF7216 (3)	Wall mounted hutch	\$2 565			\$8 730									
TS-CZUFO217223 (3)	Credenza 23" H. - drawers	\$3 915																				
TS-DPiX3072R (3)	Credenza 23" H. - drawers	\$2 250																				
TL-HWF7216 (3)	Wall mounted hutch	\$2 565																				
		\$8 730																				
	<p>Layout TO-14-09</p> <table border="0"> <tr> <td>TS-BC2iO3072</td> <td>Rect. shared benching tables - open metal</td> <td>\$1 826</td> </tr> <tr> <td>TS-PPOV1566</td> <td>Laminate privacy screen</td> <td>\$312</td> </tr> <tr> <td>TL-MPUF1520 (2)</td> <td>Mobile pedestal</td> <td>\$1 116</td> </tr> <tr> <td colspan="2"></td> <td>\$3 254</td> </tr> </table>	TS-BC2iO3072	Rect. shared benching tables - open metal	\$1 826	TS-PPOV1566	Laminate privacy screen	\$312	TL-MPUF1520 (2)	Mobile pedestal	\$1 116			\$3 254									
TS-BC2iO3072	Rect. shared benching tables - open metal	\$1 826																				
TS-PPOV1566	Laminate privacy screen	\$312																				
TL-MPUF1520 (2)	Mobile pedestal	\$1 116																				
		\$3 254																				
	<p>Layout TO-14-10</p> <table border="0"> <tr> <td>TS-BC3CVM3048</td> <td>120° shared benching tables - perforated metal</td> <td>\$4 516</td> </tr> <tr> <td>TS-PPOVGiA1542 (3)</td> <td>Frosted acrylic privacy screen</td> <td>\$894</td> </tr> <tr> <td colspan="2"></td> <td>\$5 410</td> </tr> </table>	TS-BC3CVM3048	120° shared benching tables - perforated metal	\$4 516	TS-PPOVGiA1542 (3)	Frosted acrylic privacy screen	\$894			\$5 410												
TS-BC3CVM3048	120° shared benching tables - perforated metal	\$4 516																				
TS-PPOVGiA1542 (3)	Frosted acrylic privacy screen	\$894																				
		\$5 410																				

Typical layouts (cont'd)

		Layout TO-14-11		
		TS-BC4i3060 TS-FBPUF156023 (2) TL-CUS1560 (2) TL-HMA6013 (2)	Rect. shared benching tables- full end panels Shared end-of-run storage unit Cushion Shelf with integrated pigeonhole unit	\$2 870 \$2 578 \$994 \$1 254

		Layout TO-14-12		
		TS-BC6iX3072 TS-CZDUFO217223 (3) TS-CZOUFD217223 (3) TS-PPOVGiA1566 (3)	Rect. shared benching tables - comb. material Credenza 23" H. - doors and drawers Credenza 23" H. - drawers and doors Frosted acrylic privacy panel	\$4 906 \$3 417 \$3 417 \$1 239

Desks / tables L-M



Desks and returns

assembled desks	A02
assembled returns	A16
reversible returns and bridge returns	A25

Reception

reception desks	A27
countertops	A31

Table (laminated base)

rectangular tables	A33
bow front tables	A38
offset bow front tables	A40
tables with integrated half-return	A41
connecting tables	A44
dual depth tables	A46
90° corner tables	A49

Table (legs)

"D" shaped tables	A58
"D" shaped arched or rectangular tables	A63
"P" shaped tables	A89
"L" shaped tables	A91
"PL" shaped tables	A92
"shark" shaped tables	A93
"teardrop" shaped tables and shared meeting surfaces	A94

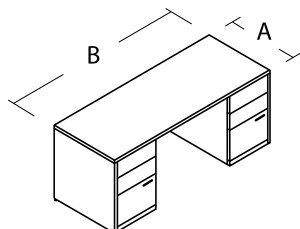
Assembled rectangular desks

Rectangular desk with double pedestals (6" & 12" drawers).

Desks with depths of 21" and 24" can be used as credenzas.

Pencil tray included in one of the 6" top drawers. 12" drawers include a filing bar for side-to-side filing.

Noki locks standard, key locks available as an option (no upcharge). Will lock the 4 bottom drawers.



Dimensions		Code	L Lima 1"		M Mike 1 1/2"		Spec.		
A	B		T.F.L.	H.P.L.	T.F.L.	H.P.L.	Cu.Ft.	lb (L)	lb (M)
36	72	Di3672U	1492	1707	1726	1865	50.3	296	337
30	72	Di3072U	1458	1651	1669	1795	42.5	287	321
30	66	Di3066U	1417	1606	1623	1749	39.0	253	284
30	60	Di3060U	1403	1518	1535	1658	39.0	242	271
24	72	Di2472U	1386	1494	1509	1620	34.0	264	291
24	66	Di2466U	1356	1454	1461	1580	31.2	257	282
24	60	Di2460U	1282	1412	1428	1538	28.4	249	272
21	72	Di2172U	1363	1433	1437	1553	30.7	244	266
21	66	Di2166U	1327	1396	1405	1516	30.7	237	258
21	60	Di2160U	1253	1360	1373	1480	25.6	218	250

S SPECIFY

Series Code Surface Edge Base Fronts Pull Grommet M-Outlet Modesty Lock
 T - [] - [] - [] / [] - [] / [] - [] - [] - [] - [] - []

O OPTIONS

S Series: L or M [see specifications p.58.](#)

Code: Consult the above product code list.

Surface: Take Off finishes, [see p.108, section 1.](#)

Edge: Take Off finishes, [see p.108, section 2.](#)

Base / Fronts: Take Off finishes, [see p.109, section 4.](#)

O Pull: Pull options, specify type, add \$22 per drawer, [see p.107.](#)

Grommet: White grommet option (G1...) at left ...L, centered ...C and/or at right ...R, add \$32 each.

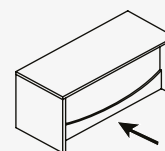
or Charcoal grommet option (G2...) at left ...L, centered ...C and/or at right ...R, add \$32 each, [see p.62 to 64.](#)

Multi-Outlet: Option of standard multi-outlet, centered (UCC), add \$213, [see p.65.](#)

Modesty (tables 30" or 36" deep): Option of modesty panel with curved base detail (JJ), add \$83.

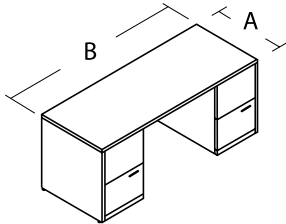
Lock: Locks with keys (LS) or keyed-alike (LSK) options available with no upcharge, [see p.62.](#)

Specify code **LSK01** to the components in the first workstation; **LSK02** to the components in the second workstation, and so on to identify the keyed-alike products.



Assembled rectangular desks (cont'd)

Rectangular desk with double pedestals (12" drawers).
 Desks with depths of 21" and 24" can be used as credenzas.
 12" drawers include a filing bar for side-to-side filing.
 Noki locks standard, key locks available as an option (no upcharge). Will lock all the drawers.



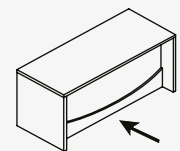
		L Lima 1"		M Mike 1 1/2"					
Dimensions		Code	Price		Price		Spec.		
A	B		T.F.L.	H.P.L.	T.F.L.	H.P.L.	Cu.Ft.	lb (L)	lb (M)
36	72	Di3672F	1492	1707	1726	1865	50.3	299	340
30	72	Di3072F	1458	1651	1669	1795	42.5	276	310
30	66	Di3066F	1417	1606	1623	1749	39.0	268	299
30	60	Di3060F	1403	1518	1535	1658	39.0	259	288
24	72	Di2472F	1386	1494	1509	1620	34.0	254	281
24	66	Di2466F	1356	1454	1461	1580	31.2	246	271
24	60	Di2460F	1282	1412	1428	1538	28.4	239	261
21	72	Di2172F	1363	1433	1437	1553	30.7	233	256
21	66	Di2166F	1327	1396	1405	1516	30.7	227	248
21	60	Di2160F	1253	1360	1373	1480	25.6	220	239

S SPECIFY

T - - - / - / - - - - - - - -

O OPTIONS

- S Series:** L or M [see specifications p.58](#).
- Code:** Consult the above product code list.
- Surface:** Take Off finishes, [see p.108, section 1](#).
- Edge:** Take Off finishes, [see p.108, section 2](#).
- Base / Fronts:** Take Off finishes, [see p.109, section 4](#).
- O Pull:** Pull options, specify type, add \$22 per drawer, [see p.107](#).
- Grommet:** White grommet option (**G1...**) at left ...L, centered ...C and/or at right ...R, add \$32 each.
 or Charcoal grommet option (**G2...**) at left ...L, centered ...C and/or at right ...R, add \$32 each, [see p.62 to 64](#).
- Multi-Outlet:** Option of standard multi-outlet, centered (**UCC**), add \$213, [see p.65](#).
- Modesty (tables 30" or 36" deep):** Option of modesty panel with curved base detail (**JJ**), add \$83.
- Lock:** Locks with keys (**LS**) or keyed-alike (**LSK**) options available with no upcharge, [see p.62](#).
 Specify code **LSK01** to the components in the first workstation; **LSK02** to the components in the second workstation,
 and so on to identify the keyed-alike products.



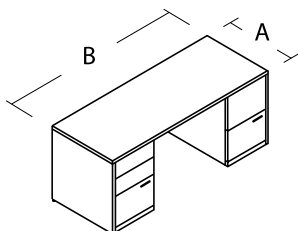
Assembled rectangular desks (cont'd)

Rectangular desk with double pedestals (3 drawers at left and 2 drawers at right).

Desks with depths of 21" and 24" can be used as credenzas.

Pencil tray included in the 6" top drawer. 12" drawers include a filing bar for side-to-side filing.

Noki locks standard, key locks available as an option (no upcharge). Will lock the 4 bottom drawers.



Dimensions		Code	L Lima 1"		M Mike 1 1/2"		Spec.		
A	B		T.F.L.	H.P.L.	T.F.L.	H.P.L.	Cu.Ft.	lb (L)	lb (M)
36	72	Di3672Y	1492	1707	1726	1865	50.3	304	345
30	72	Di3072Y	1458	1651	1669	1795	42.5	281	315
30	66	Di3066Y	1417	1606	1623	1749	39.0	273	304
30	60	Di3060Y	1403	1518	1535	1658	39.0	264	293
24	72	Di2472Y	1386	1494	1509	1620	34.0	259	286
24	66	Di2466Y	1356	1454	1461	1580	31.2	251	276
24	60	Di2460Y	1282	1412	1428	1538	28.4	244	267
21	72	Di2172Y	1363	1433	1437	1553	30.7	239	261
21	66	Di2166Y	1327	1396	1405	1516	30.7	232	253
21	60	Di2160Y	1253	1360	1373	1480	25.6	226	245

S SPECIFY

Series Code Surface Edge Base Fronts Pull Grommet M-Outlet Modesty Lock
 T - - - / - / - - - - - -

O OPTIONS

S Series: L or M [see specifications p.58.](#)

Code: Consult the above product code list.

Surface: Take Off finishes, [see p.108, section 1.](#)

Edge: Take Off finishes, [see p.108, section 2.](#)

Base / Fronts: Take Off finishes, [see p.109, section 4.](#)

O Pull: Pull options, specify type, add \$22 per drawer, [see p.107.](#)

Grommet: White grommet option (G1...) at left ...L, centered ...C and/or at right ...R, add \$32 each.

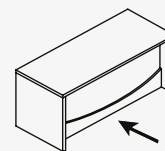
or Charcoal grommet option (G2...) at left ...L, centered ...C and/or at right ...R, add \$32 each, [see p.62 to 64.](#)

Multi-Outlet: Option of standard multi-outlet, centered (UCC), add \$213, [see p.65.](#)

Modesty (tables 30" or 36" deep): Option of modesty panel with curved base detail (JJ), add \$83.

Lock: Locks with keys (LS) or keyed-alike (LSK) options available with no upcharge, [see p.62.](#)

Specify code **LSK01** to the components in the first workstation; **LSK02** to the components in the second workstation, and so on to identify the keyed-alike products.

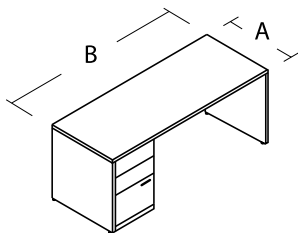


Assembled rectangular desks (cont'd)

Rectangular desk with single left pedestal.

Pencil tray included in the 6" top drawer. 12" drawer includes a filing bar for side-to-side filing.

Noki locks standard, key locks available as an option (no upcharge). Will lock the 2 bottom drawers.



Dimensions		Code	L Lima 1"		M Mike 1 1/2"		Spec.		
A	B		T.F.L.	H.P.L.	T.F.L.	H.P.L.	Cu.Ft.	lb (L)	lb (M)
36	72	Di3672S	1100	1296	1167	1417	50.3	247	288
30	72	Di3072S	1056	1238	1133	1343	42.5	218	254
30	66	Di3066S	1023	1197	1114	1305	39.0	207	239
30	60	Di3060S	957	1121	1046	1220	39.0	197	225
24	72	Di2472S	937	1096	1016	1188	34.0	221	248
24	66	Di2466S	871	1016	944	1101	31.2	214	239
24	60	Di2460S	836	957	891	1034	28.4	206	229
21	72	Di2172S	878	1004	935	1086	30.7	201	223
21	66	Di2166S	815	932	868	1005	30.7	194	215
21	60	Di2160S	789	894	837	963	25.6	175	207

S SPECIFY

Series Code Surface Edge Base Fronts Pull Grommet M-Outlet Modesty Lock
 T - [] - [] - [] / [] - [] / [] - [] - [] - [] - [] - []

O OPTIONS

S Series: L or M [see specifications p.58.](#)

Code: Consult the above product code list.

Surface: Take Off finishes, [see p.108, section 1.](#)

Edge: Take Off finishes, [see p.108, section 2.](#)

Base / Fronts: Take Off finishes, [see p.109, section 4.](#)

O Pull: Pull options, specify type, add \$22 per drawer, [see p.107.](#)

Grommet: White grommet option (G1...) at left ...L, centered ...C and/or at right ...R, add \$32 each.

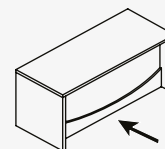
or Charcoal grommet option (G2...) at left ...L, centered ...C and/or at right ...R, add \$32 each, [see p.62 to 64.](#)

Multi-Outlet: Option of standard multi-outlet (UC...) centered ...C and/or at right ...R, add \$213 each, [see p.65.](#)

Modesty (tables 30" or 36" deep): Option of modesty panel with curved base detail (JJ), add \$83.

Lock: Locks with keys (LS) or keyed-alike (LSK) options available with no upcharge, [see p.62.](#)

Specify code **LSK01** to the components in the first workstation; **LSK02** to the components in the second workstation, and so on to identify the keyed-alike products.

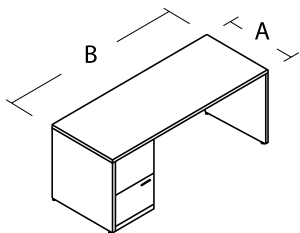


Assembled rectangular desks (cont'd)

Rectangular desk with single left pedestal.

12" drawers include a filing bar for side-to-side filing.

Noki locks standard, key locks available as an option (no upcharge). Will lock the 2 drawers.



Dimensions		Code	L Lima 1"		M Mike 1 1/2"		Spec.		
A	B		T.F.L.	H.P.L.	T.F.L.	H.P.L.	Cu.Ft.	lb (L)	lb (M)
36	72	Di3672V	1100	1296	1167	1417	50.3	252	293
30	72	Di3072V	1056	1238	1133	1343	42.5	229	263
30	66	Di3066V	1023	1197	1114	1305	39.0	221	252
30	60	Di3060V	957	1121	1046	1220	39.0	212	241
24	72	Di2472V	937	1096	1016	1188	34.0	207	234
24	66	Di2466V	871	1016	944	1101	31.2	199	224
24	60	Di2460V	836	957	891	1034	28.4	192	214
21	72	Di2172V	878	1004	935	1086	30.7	186	209
21	66	Di2166V	815	932	868	1005	30.7	180	201
21	60	Di2160V	789	894	837	963	25.6	173	192

S SPECIFY

Series Code Surface Edge Base Fronts Pull Grommet M-Outlet Modesty Lock
 T - [] - [] - [] / [] - [] / [] - [] - [] - [] - [] - []

O OPTIONS

S Series: L or M [see specifications p.58.](#)

Code: Consult the above product code list.

Surface: Take Off finishes, [see p.108, section 1.](#)

Edge: Take Off finishes, [see p.108, section 2.](#)

Base / Fronts: Take Off finishes, [see p.109, section 4.](#)

O Pull: Pull options, specify type, add \$22 per drawer, [see p.107.](#)

Grommet: White grommet option (G1...) at left ...L, centered ...C and/or at right ...R, add \$32 each.

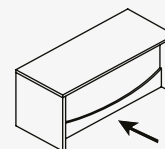
or Charcoal grommet option (G2...) at left ...L, centered ...C and/or at right ...R, add \$32 each, [see p.62 to 64.](#)

Multi-Outlet: Option of standard multi-outlet (UC...) centered ...C and/or at right ...R, add \$213 each, [see p.65.](#)

Modesty (tables 30" or 36" deep): Option of modesty panel with curved base detail (JJ), add \$83.

Lock: Locks with keys (LS) or keyed-alike (LSK) options available with no upcharge, [see p.62.](#)

Specify code **LSK01** to the components in the first workstation; **LSK02** to the components in the second workstation, and so on to identify the keyed-alike products.

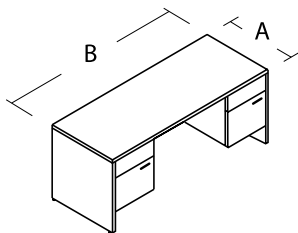


Assembled rectangular desks (cont'd)

Rectangular desk with double suspended pedestals.

Pencil tray included in one of the 6" drawers. 12" drawers include a filing bar for side-to-side filing.

Noki locks standard, key locks available as an option (no upcharge). Will lock the 4 drawers.



Dimensions		Code	L Lima 1"		M Mike 1 1/2"		Spec.		
A	B		T.F.L.	H.P.L.	T.F.L.	H.P.L.	Cu.Ft.	lb (L)	lb (M)
36	72	Di3672P	1286	1491	1394	1643	50.3	263	304
30	72	Di3072P	1235	1432	1365	1569	42.5	230	264
30	66	Di3066P	1210	1394	1339	1529	39.0	222	253
30	60	Di3060P	1148	1322	1274	1448	39.0	212	240
24	72	Di2472P	1142	1320	1287	1426	34.0	224	251
24	66	Di2466P	1113	1258	1234	1367	31.2	216	241
24	60	Di2460P	1045	1199	1166	1298	28.4	209	231
21	72	Di2172P	1130	1307	1268	1415	30.7	186	210
21	66	Di2166P	1090	1249	1217	1344	30.7	181	196
21	60	Di2160P	1040	1184	1155	1279	25.6	175	189

S SPECIFY

Series Code Surface Edge Base Fronts Pull Grommet M-Outlet Modesty Lock
 T - - - / - / - - - - - -

O OPTIONS

S Series: L or M [see specifications p.58.](#)

Code: Consult the above product code list.

Surface: Take Off finishes, [see p.108, section 1.](#)

Edge: Take Off finishes, [see p.108, section 2.](#)

Base / Fronts: Take Off finishes, [see p.109, section 4.](#)

O Pull: Pull options, specify type, add \$22 per drawer, [see p.107.](#)

Grommet: White grommet option (**G1...**) at left ...L, centered ...C and/or at right ...R, add \$32 each.

or Charcoal grommet option (**G2...**) at left ...L, centered ...C and/or at right ...R, add \$32 each, [see p.62 to 64.](#)

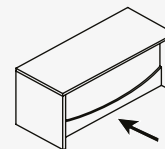
Multi-Outlet: Option of standard multi-outlet, centered (**UCC**), add \$213, [see p.65.](#)

Modesty (tables 30" or 36" deep): Option of modesty panel with curved base detail (**JJ**), add \$83.

or Option of 18" high (**U18**) modesty panel, option free of charge, [see p.67.](#)

Lock: Locks with keys (**LS**) or keyed-alike (**LSK**) options available with no upcharge, [see p.62.](#)

Specify code **LSK01** to the components in the first workstation; **LSK02** to the components in the second workstation, and so on to identify the keyed-alike products.

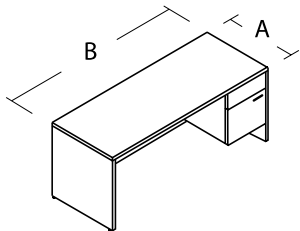


Assembled rectangular desks (cont'd)

Rectangular desk with single right suspended pedestal.

Pencil tray included in the 6" drawer. 12" drawer includes a filing bar for side-to-side filing.

Noki locks standard, key locks available as an option (no upcharge). Will lock the 2 drawers.



		L Lima 1"		M Mike 1 1/2"						
Dimensions		Code	Price		Price		Spec.			
A	B		T.F.L.	H.P.L.	T.F.L.	H.P.L.	Cu.Ft.	lb (L)	lb (M)	
36	72	Di3672N	996	1189	1058	1309	50.3	231	272	
30	72	Di3072N	972	1137	1042	1245	42.5	203	239	
30	66	Di3066N	954	1099	1015	1206	39.0	192	223	
30	60	Di3060N	848	1009	935	1109	39.0	181	210	
30	48	Di3048N	792	939	888	1026	28.7	160	183	
24	72	Di2472N	950	1016	977	1082	34.0	192	219	
24	66	Di2466N	811	968	908	1053	31.2	184	209	
24	60	Di2460N	798	946	897	1034	28.4	177	199	
24	48	Di2448N	736	873	837	948	23.4	137	156	
21	72	Di2172N	822	992	936	1005	30.7	159	182	
21	66	Di2166N	773	932	879	953	30.7	149	164	
21	60	Di2160N	760	905	809	1021	25.6	143	157	

S SPECIFY

Series Code Surface Edge Base Fronts Pull Grommet M-Outlet Modesty Lock

T - - - / - / - - - - - - - - -

S Series: L or M [see specifications p.58.](#)

Code: Consult the above product code list.

Surface: Take Off finishes, [see p.108, section 1.](#)

Edge: Take Off finishes, [see p.108, section 2.](#)

Base / Fronts: Take Off finishes, [see p.109, section 4.](#)

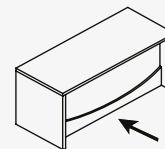
O Pull: Pull options, specify type, add \$22 per drawer, [see p.107.](#)

Grommet: White grommet option (**G1...**) at left ...L, centered ...C and / or at right ...R, add \$32 ea.
or Charcoal grommet option (**G2...**) at left ...L, centered ...C and/or at right ...R, add \$32 each, [see p.62 to 64.](#)

Multi-Outlet: Option of standard multi-outlet (**UC...**) at left ...L and/or centered ...C, add \$213 each, [see p.65.](#)

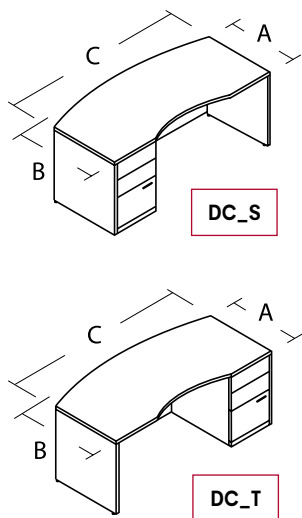
Modesty (tables 30" or 36" deep): Option of modesty panel with curved base detail (**JJ**), add \$83.
or Option of 18" high (**U18**) modesty panel, option free of charge, [see p.67.](#)

Lock: Locks with keys (**LS**) or keyed-alike (**LSK**) options available with no upcharge, [see p.62.](#)
Specify code **LSK01** to the components in the first workstation; **LSK02** to the components in the second workstation, and so on to identify the keyed-alike products.



Assembled bow front desks with curved interior access

36" wide bow front desk (curved interior access) with single pedestal (left or right).
 Pencil tray included in the 6" top drawer. 12" drawer includes a filing bar for side-to-side filing.
 Grommet or multi-outlet module option is available at center or the opposite side of the pedestal.
 Noki locks standard, key locks available as an option (no upcharge). Will lock the 2 bottom drawers.



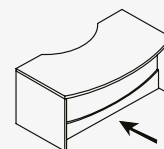
			L Lima 1"	M Mike 1 1/2"						
Dimensions			Code	Price		Price		Spec.		
A	B	C		T.F.L.	H.P.L.	T.F.L.	H.P.L.	Cu.Ft.	lb (L)	lb (M)
LEFT										
30	36	72	DC3672S	1121	1320	1190	1441	50.3	226	263
RIGHT										
30	36	72	DC3672T	1121	1320	1190	1441	50.3	226	263

S SPECIFY

Series Code Surface Edge Base Fronts Pull Grommet M-Outlet Modesty Lock
 T - [] - [] - [] / [] - [] / [] - [] - [] - [] - [] - []

O OPTIONS

- S Series:** L or M [see specifications p.58.](#)
- Code:** Consult the above product code list.
- Surface:** Take Off finishes, [see p.108, section 1.](#)
- Edge:** Take Off finishes, [see p.108, section 2.](#)
- Base / Fronts:** Take Off finishes, [see p.109, section 4.](#)
- O Pull:** Pull options, specify type, add \$22 per drawer, [see p.107.](#)
- Grommet:** White grommet option (G1...) at left ...L, centered ...C and/or at right ...R, add \$32 each.
 or Charcoal grommet option (G2...) at left ...L, centered ...C and/or at right ...R, add \$32 each, [see p.62 to 64.](#)
- Multi-Outlet (DC___S):** Option of standard multi-outlet (UC...) centered ...C and/or at right ...R, add \$213 each, [see p.65.](#)
- Multi-Outlet (DC___T):** Option of standard multi-outlet (UC...) at left ...L and/or centered ...C, add \$213 each, [see p.65.](#)
- Modesty:** Option of modesty panel with curved base detail (JJ), add \$83.
- Lock:** Locks with keys (LS) or keyed-alike (LSK) options available with no upcharge, [see p.62.](#)
 Specify code **LSK01** to the components in the first workstation; **LSK02** to the components in the second workstation, and so on to identify the keyed-alike products.

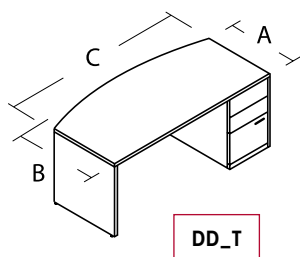
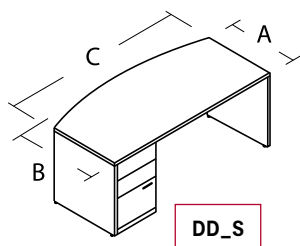


Assembled bow front desks

Bow front desk with single pedestal (left or right).

Pencil tray included in the 6" top drawer. 12" drawer includes a filing bar for side-to-side filing.

Noki locks standard, key locks available as an option (no upcharge). Will lock the 2 bottom drawers.



			L Lima 1"		M Mike 1 1/2"					
Dimensions			Code	Price		Price		Spec.		
A	B	C		T.F.L.	H.P.L.	T.F.L.	H.P.L.	Cu.Ft.	lb (L)	lb (M)
30	36	72	DD3672S	1089	1286	1158	1409	50.3	230	268
30	36	66	DD3666S	1065	1256	1142	1371	50.3	218	254
30	36	60	DD3660S	998	1174	1077	1285	42.1	207	239
30	36	72	DD3672T	1089	1286	1158	1409	50.3	230	268
30	36	66	DD3666T	1065	1256	1142	1371	50.3	218	254
30	36	60	DD3660T	998	1174	1077	1285	42.1	207	239

S SPECIFY

T - - - / - / - - - - - - - - -

O OPTIONS

S Series: L or M [see specifications p.58.](#)

Code: Consult the above product code list.

Surface: Take Off finishes, [see p.108, section 1.](#)

Edge: Take Off finishes, [see p.108, section 2.](#)

Base / Fronts: Take Off finishes, [see p.109, section 4.](#)

O Pull: Pull options, specify type, add \$22 per drawer, [see p.107.](#)

Grommet: White grommet option (**G1...**) at left ...L, centered ...C and/or at right ...R, add \$32 each

or Charcoal grommet option (**G2...**) at left ...L, centered ...C and/or at right ...R, add \$32 each, [see p.62 to 64.](#)

Multi-Outlet (DD__S-M): Option of standard multi-outlet (**UC...**) centered ...C and/or at right ...R, add \$213 each, [see p.65.](#)

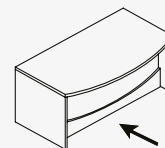
Multi-Outlet (DD__T-N): Option of standard multi-outlet (**UC...**) at left ...L and/or centered ...C, add \$213 each, [see p.65.](#)

Modesty: Option of modesty panel with curved base detail (**JJ**), add \$83.

or (**DD_M**) (**DD_N**): Option of 18" high (**U18**) modesty panel, option free of charge, [see p.67.](#)

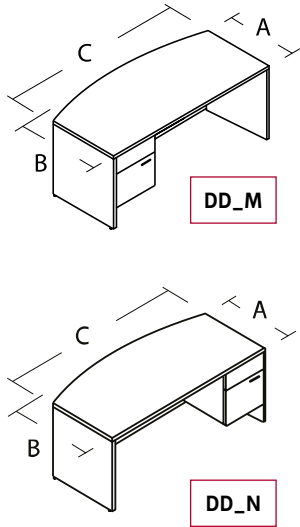
Lock: Locks with keys (**LS**) or keyed-alike (**LSK**) options available with no upcharge, [see p.62.](#)

Specify code **LSK01** to the components in the first workstation; **LSK02** to the components in the second workstation, and so on to identify the keyed-alike products.



Assembled bow front desks

Bow front desk with single suspended pedestal (left or right).
 Pencil tray included in the 6" drawer. 12" drawer includes a filing bar for side-to-side filing.
 Noki locks standard, key locks available as an option (no upcharge). Will lock the 2 drawers.



			L Lima 1"	M Mike 1 1/2"						
Dimensions			Code	Price		Price		Spec.		
A	B	C		T.F.L.	H.P.L.	T.F.L.	H.P.L.	Cu.Ft.	Ib (L)	Ib (M)
30	36	72	DD3672M	989	1183	1052	1301	50.3	215	253
30	36	66	DD3666M	950	1135	1019	1247	50.3	203	238
30	36	60	DD3660M	912	1088	985	1194	42.1	192	224
30	36	72	DD3672N	989	1183	1052	1301	50.3	215	253
30	36	66	DD3666N	950	1135	1019	1247	50.3	203	238
30	36	60	DD3660N	912	1088	985	1194	42.1	192	224

S SPECIFY

Series Code Surface Edge Base Fronts

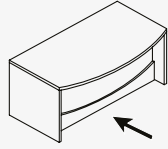
T - - - / - /

O OPTIONS

Pull Grommet M-Outlet Modesty Lock

- - - -

S Series: L or M [see specifications p.58.](#)
Code: Consult the above product code list.
Surface: Take Off finishes, [see p.108, section 1.](#)
Edge: Take Off finishes, [see p.108, section 2.](#)
Base / Fronts: Take Off finishes, [see p.109, section 4.](#)
O Pull: Pull options, specify type, add \$22 per drawer, [see p.107.](#)
Grommet: White grommet option (**G1...**) at left ...L, centered ...C and/or at right ...R, add \$32 each.
 or Charcoal grommet option (**G2...**) at left ...L, centered ...C and/or at right ...R, add \$32 each, [see p.62 to 64.](#)
Multi-Outlet (DD___S-M): Option of standard multi-outlet (**UC...**) centered ...C and/or at right ...R, add \$213 each, [see p.65.](#)
Multi-Outlet (DD___T-N): Option of standard multi-outlet (**UC...**) at left ...L and/or centered ...C, add \$213 each, [see p.65.](#)
Modesty: Option of modesty panel with curved base detail (**JJ**), add \$83.
 or (**DD_M**) (**DD_N**): Option of 18" high (**U18**) modesty panel, option free of charge, [see p.67.](#)
Lock: Locks with keys (**LS**) or keyed-alike (**LSK**) options available with no upcharge, [see p.62.](#)
 Specify code **LSK01** to the components in the first workstation; **LSK02** to the components in the second workstation,
 and so on to identify the keyed-alike products.



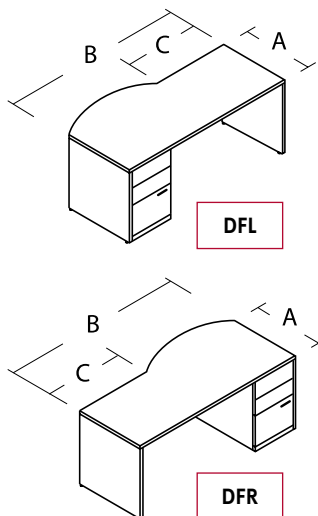
Assembled offset bow front desks

Offset bow front desk with single pedestal (left or right).

The bow front overhangs by 6".

Pencil tray included in the top 6" drawer. 12" drawer includes a filing bar for side-to-side filing.

Noki locks standard, key locks available as an option (no upcharge). Will lock the 2 bottom drawers.



			L Lima 1"		M Mike 1 1/2"					
Dimensions			Code	Price		Price		Spec.		
A	B	C		T.F.L.	H.P.L.	T.F.L.	H.P.L.	Cu.Ft.	lb (L)	lb (M)
30	72	24	DFL3072S	1123	1376	1212	1514	50.3	230	268
30	66	18	DFL3066S	1097	1339	1191	1467	50.3	218	254
30	60	18	DFL3060S	1026	1249	1122	1373	42.1	207	239
30	72	24	DFR3072T	1123	1376	1212	1514	50.3	230	268
30	66	18	DFR3066T	1097	1339	1191	1467	50.3	218	254
30	60	18	DFR3060T	1026	1249	1122	1373	42.1	207	239

S SPECIFY

T - - - / - / - - - - - - -

O OPTIONS

S Series: L or M [see specifications p.58.](#)

Code: Consult the above product code list.

Surface: Take Off finishes, [see p.108, section 1.](#)

Edge: Take Off finishes, [see p.108, section 2.](#)

Base / Fronts: Take Off finishes, [see p.109, section 4.](#)

O Pull: Pull options, specify type, add \$22 per drawer, [see p.107.](#)

Grommet: White grommet option (**G1...**) at left ...L, centered ...C and/or at right ...R, add \$32 each.

or Charcoal grommet option (**G2...**) at left ...L, centered ...C and/or at right ...R, add \$32 each, [see p.62 to 64.](#)

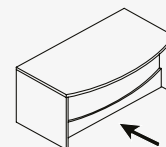
Multi-Outlet (DFL___S): Option of standard multi-outlet (**UC...**) centered ...C and/or at right ...R, add \$213 each, [see p.65.](#)

Multi-Outlet (DFR___T): Option of standard multi-outlet (**UC...**) at left ...L and/or centered ...C, add \$213 each, [see p.65.](#)

Modesty: Option of modesty panel with curved base detail (**JJ**), add \$83.

Lock: Locks with keys (**LS**) or keyed-alike (**LSK**) options available with no upcharge, [see p.62.](#)

Specify code **LSK01** to the components in the first workstation; **LSK02** to the components in the second workstation, and so on to identify the keyed-alike products.



Assembled returns

29" H. assembled return (right) with 3-drawer pedestal.

Pencil tray included in the 6" top drawer. 12" drawer includes a filing bar for side-to-side filing.

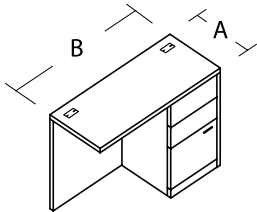
Returns 48" and longer have 2 grommets included.

Returns 42" and less have 1 grommet included on the opposite side of the pedestal.

Noki locks standard, key locks available as an option (no upcharge). Will lock the 2 bottom drawers.

Multi-Outlet (right return):

- 48" and more: Option of standard multi-outlet (**UC...**) at left ...L and/or centered ...C, add \$213 each,
- 42" and 36": Standard multi-outlet option at left (**UCL**), add \$213.
- 30": Multi-outlet option not available.



		L Lima 1"		M Mike 1 1/2"					
Dimensions		Code	Price		Price		Spec.		
A	B		T.F.L.	H.P.L.	T.F.L.	H.P.L.	Cu.Ft.	Ib (L)	Ib (M)
RIGHT									
24	60	RET2460	849	1010	891	1029	28.9	146	167
24	54	RET2454	826	978	871	996	26.1	139	159
24	48	RET2448	803	946	851	963	23.4	133	151
24	42	RET2442	780	914	832	930	23.4	126	142
24	36	RET2436	768	881	812	891	17.8	119	133
24	30	RET2430	755	848	791	853	17.8	111	123
21	48	RET2148	788	926	836	930	20.5	127	143
21	42	RET2142	766	894	814	899	18.3	120	134
21	36	RET2136	754	866	795	865	15.8	113	125
21	30	RET2130	743	837	778	831	15.8	105	115

S SPECIFY

T - - - / - / - - - - - -

O OPTIONS

S Series: L or M see specifications p.58.

Code: Consult the above product code list.

Surface: Take Off finishes, see p.108, section 1.

Edge: Take Off finishes, see p.108, section 2.

Base / Fronts: Take Off finishes, see p.109, section 4.

Grommet: Specify the color of the grommet, White (**G1**) or Charcoal (**G2**) or "No Grommet" (**NG**) option, no charge, see p.62 to 64.

O Pull: Pull options, specify type, add \$22 per drawer, see p.107.

Multi-Outlet: Option of standard multi-outlet, as per above specifications, add \$213 each, see p.65.

Lock: Locks with keys (**LS**) or keyed-alike (**LSK**) options available with no upcharge, see p.62.

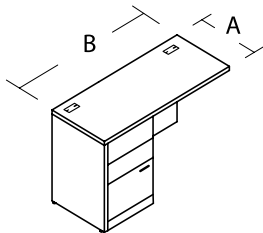
Specify code **LSK01** to the components in the first workstation; **LSK02** to the components in the second workstation, and so on to identify the keyed-alike products.

Assembled returns (cont'd)

29" H. assembled return (left) with 3-drawer pedestal.
 Pencil tray included in the 6" top drawer. 12" drawer includes a filing bar for side-to-side filing.
 Returns 48" and longer have 2 grommets included.
 Returns 42" and less have 1 grommet included on the opposite side of the pedestal.
 Noki locks standard, key locks available as an option (no upcharge). Will lock the 2 bottom drawers.

Multi-Outlet (left return):

- 48" and more: Standard multi-outlet option (**UC...**) centered ...C and/or at right ...R, add \$213 each.
- 42" and 36": Standard multi-outlet option at right (**UCR**), add \$213.
- 30": Multi-outlet option not available.



Dimensions		Code	L Lima 1"		M Mike 1 1/2"		Spec.		
A	B		T.F.L.	H.P.L.	T.F.L.	H.P.L.	Cu.Ft.	Ib (L)	Ib (M)
LEFT									
24	60	RES2460	849	1010	891	1029	28.9	146	167
24	54	RES2454	826	978	871	996	26.1	139	159
24	48	RES2448	803	946	851	963	23.4	133	151
24	42	RES2442	780	914	832	930	23.4	126	142
24	36	RES2436	768	881	812	891	17.8	119	133
24	30	RES2430	755	848	791	853	17.8	111	123
21	48	RES2148	788	926	836	930	20.5	127	143
21	42	RES2142	766	894	814	899	18.3	120	134
21	36	RES2136	754	866	795	865	15.8	113	125
21	30	RES2130	743	837	778	831	15.8	105	115

S SPECIFY

Series Code Surface Edge Base Fronts Grommet Pull M-Outlet Lock
 T - - - / - / - - - -

O OPTIONS

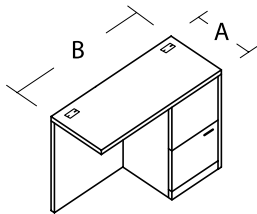
- S Series:** L or M [see specifications p.58](#).
- Code:** Consult the above product code list.
- Surface:** Take Off finishes, [see p.108, section 1](#).
- Edge:** Take Off finishes, [see p.108, section 2](#).
- Base / Fronts:** Take Off finishes, [see p.109, section 4](#).
- Grommet:** Specify the color of the grommet, White (**G1**) or Charcoal (**G2**) or "No Grommet" (**NG**) option, no charge, [see p.62 to 64](#).
- O Pull:** Pull options, specify type, add \$22 per drawer, [see p.107](#).
- Multi-Outlet:** Option of standard multi-outlet, as per above specifications, add \$213 each, [see p.65](#).
- Lock:** Locks with keys (**LS**) or keyed-alike (**LSK**) options available with no upcharge, [see p.62](#).
 Specify code **LSK01** to the components in the first workstation; **LSK02** to the components in the second workstation, and so on to identify the keyed-alike products.

Assembled returns (cont'd)

29" H. assembled return (right) with 2 drawer pedestal.
 12" drawers include a filing bar for side-to-side filing.
 Returns 48" and longer have 2 grommets included.
 Returns 42" and less have 1 grommet included on the opposite side of the pedestal.
 Noki locks standard, key locks available as an option (no upcharge). Will lock the 2 drawers.

Multi-Outlet (right return):

- 48" and more: Option of standard multi-outlet (**UC...**) at left ...L and/or centered ...C, add \$213 each,
- 42" and 36": Standard multi-outlet option at left (**UCL**), add \$213.
- 30": Multi-outlet option not available.



Dimensions		Code	L Lima 1"		M Mike 1 1/2"		Spec.		
A	B		T.F.L.	H.P.L.	T.F.L.	H.P.L.	Cu.Ft.	Ib (L)	Ib (M)
RIGHT									
24	60	REW2460	849	1010	891	1029	28.9	146	167
24	54	REW2454	826	978	871	996	26.1	139	159
24	48	REW2448	803	946	851	963	23.4	133	151
24	42	REW2442	780	914	832	930	23.4	126	142
24	36	REW2436	768	881	812	891	17.8	119	133
24	30	REW2430	755	848	791	853	17.8	111	123
21	48	REW2148	788	926	836	930	20.5	127	143
21	42	REW2142	766	894	814	899	18.3	120	134
21	36	REW2136	754	866	795	865	15.8	113	125
21	30	REW2130	743	837	778	831	15.8	105	115

S SPECIFY

Series Code Surface Edge Base Fronts Grommet Pull M-Outlet Lock

T - - - / - / - - - -

O OPTIONS

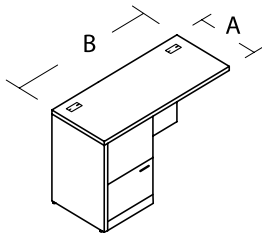
S Series: L or M [see specifications p.58.](#)
Code: Consult the above product code list.
Surface: Take Off finishes, [see p.108, section 1.](#)
Edge: Take Off finishes, [see p.108, section 2.](#)
Base / Fronts: Take Off finishes, [see p.109, section 4.](#)
Grommet: Specify the color of the grommet, White (**G1**) or Charcoal (**G2**) or "No Grommet" (**NG**) option, no charge, [see p.62 to 64.](#)
O Pull: Pull options, specify type, add \$22 per drawer, [see p.107.](#)
Multi-Outlet: Option of standard multi-outlet, as per above specifications, add \$213 each, [see p.65.](#)
Lock: Locks with keys (**LS**) or keyed-alike (**LSK**) options available with no upcharge, [see p.62.](#)
 Specify code **LSK01** to the components in the first workstation; **LSK02** to the components in the second workstation, and so on to identify the keyed-alike products.

Assembled returns (cont'd)

29" H. assembled return (left) with 2 drawer pedestal.
 12" drawers include a filing bar for side-to-side filing.
 Returns 48" and longer have 2 grommets included.
 Returns 42" and less have 1 grommet included on the opposite side of the pedestal.
 Noki locks standard, key locks available as an option (no upcharge). Will lock the 2 drawers.

Multi-Outlet (left return):

- 48" and more: Standard multi-outlet option (**UC...**) centered ...C and/or at right ...R, add \$213 each.
- 42" and 36": Standard multi-outlet option at right (**UCR**), add \$213.
- 30": Multi-outlet option not available.



Dimensions		Code	L Lima 1"		M Mike 1 1/2"		Spec.		
A	B		T.F.L.	H.P.L.	T.F.L.	H.P.L.	Cu.Ft.	Ib (L)	Ib (M)
LEFT									
24	60	REV2460	849	1010	891	1029	28.9	146	167
24	54	REV2454	826	978	871	996	26.1	139	159
24	48	REV2448	803	946	851	963	23.4	133	151
24	42	REV2442	780	914	832	930	23.4	126	142
24	36	REV2436	768	881	812	891	17.8	119	133
24	30	REV2430	755	848	791	853	17.8	111	123
21	48	REV2148	788	926	836	930	20.5	127	143
21	42	REV2142	766	894	814	899	18.3	120	134
21	36	REV2136	754	866	795	865	15.8	113	125
21	30	REV2130	743	837	778	831	15.8	105	115

S SPECIFY

T - - - / - / - - - - - -

O OPTIONS

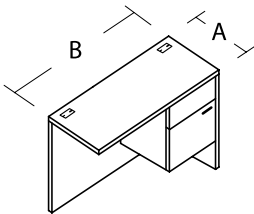
- S Series:** L or M [see specifications p.58](#).
- Code:** Consult the above product code list.
- Surface:** Take Off finishes, [see p.108, section 1](#).
- Edge:** Take Off finishes, [see p.108, section 2](#).
- Base / Fronts:** Take Off finishes, [see p.109, section 4](#).
- Grommet:** Specify the color of the grommet, White (**G1**) or Charcoal (**G2**) or "No Grommet" (**NG**) option, no charge, [see p.62 to 64](#).
- O Pull:** Pull options, specify type, add \$22 per drawer, [see p.107](#).
- Multi-Outlet:** Option of standard multi-outlet, as per above specifications, add \$213 each, [see p.65](#).
- Lock:** Locks with keys (**LS**) or keyed-alike (**LSK**) options available with no upcharge, [see p.62](#).
 Specify code **LSK01** to the components in the first workstation; **LSK02** to the components in the second workstation, and so on to identify the keyed-alike products.

Assembled returns (cont'd)

29" H. assembled return (right) with 2-drawer suspended pedestal.
 Pencil tray included in the 6" drawer. 12" drawer includes a filing bar for side-to-side filing.
 Returns 48" and longer have 2 grommets included.
 Returns 42" and less have 1 grommet included on the opposite side of the pedestal.
 Noki locks standard, key locks available as an option (no upcharge). Will lock the 2 drawers.

Multi-Outlet (right return):

- 48" and more: Option of standard multi-outlet (**UC...**) at left ...L and/or centered ...C, add \$213 each,
- 42" and 36": Standard multi-outlet option at left (**UCL**), add \$213.
- 30": Multi-outlet option not available.



		L Lima 1"		M Mike 1 1/2"						
Dimensions		Code	Price		Price		Spec.			
A	B		T.F.L.	H.P.L.	T.F.L.	H.P.L.	Cu.Ft.	Ib (L)	Ib (M)	
RIGHT										
24	60	REN2460	743	894	859	999	28.9	135	156	
24	54	REN2454	717	865	835	960	26.1	128	148	
24	48	REN2448	692	835	811	922	23.4	123	141	
24	42	REN2442	667	805	787	883	23.4	116	132	
24	36	REN2436	653	773	766	845	17.8	109	123	
24	30	REN2430	640	740	746	807	17.8	101	113	
21	48	REN2148	667	806	787	887	20.5	117	133	
21	42	REN2142	656	778	768	853	18.3	110	124	
21	36	REN2136	644	749	750	818	15.8	103	115	
21	30	REN2130	633	721	732	785	15.8	95	105	

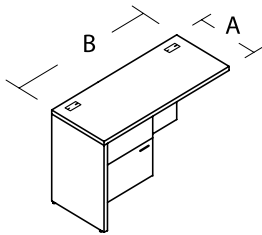
S SPECIFY						O OPTIONS															
Series	Code	Surface	Edge	Base	Fronts	Grommet	Pull	M-Outlet	Modesty	Lock											
T -	<input type="text"/>	-	<input type="text"/>	-	<input type="text"/>	/	<input type="text"/>	-	<input type="text"/>	/	<input type="text"/>	-	<input type="text"/>	-	<input type="text"/>	-	<input type="text"/>	-	<input type="text"/>	-	<input type="text"/>
S	Series: L or M see specifications p.58.																				
	Code: Consult the above product code list.																				
	Surface: Take Off finishes, see p.108, section 1.																				
	Edge: Take Off finishes, see p.108, section 2.																				
	Base / Fronts: Take Off finishes, see p.109, section 4.																				
	Grommet: Specify the color of the grommet, White (G1) or Charcoal (G2) or "No Grommet" (NG) option, no charge, see p.62 to 64.																				
O	Pull: Pull options, specify type, add \$22 per drawer, see p.107.																				
	Multi-Outlet: Option of standard multi-outlet, as per above specifications, add \$213 each, see p.65.																				
	Modesty: Option of 18" high (U18) modesty panel, option free of charge, see p.67.																				
	Lock: Locks with keys (LS) or keyed-alike (LSK) options available with no upcharge, see p.62. Specify code LSK01 to the components in the first workstation; LSK02 to the components in the second workstation, and so on to identify the keyed-alike products.																				

Assembled returns (cont'd)

29" H. assembled return (left) with 2-drawer suspended pedestal.
 Pencil tray included in the 6" drawer. 12" drawer includes a filing bar for side-to-side filing.
 Returns 48" and longer have 2 grommets included.
 Returns 42" and less have 1 grommet included on the opposite side of the pedestal.
 Noki locks standard, key locks available as an option (no upcharge). Will lock the 2 drawers

Multi-Outlet (left return):

- 48" and more: Standard multi-outlet option (**UC...**) centered ...C and/or at right ...R, add \$213 each.
- 42" and 36": Standard multi-outlet option at right (**UCR**), add \$213.
- 30": Multi-outlet option not available.



Dimensions		Code	L Lima 1"		M Mike 1 1/2"		Spec.		
A	B		T.F.L.	H.P.L.	T.F.L.	H.P.L.	Cu.Ft.	lb (L)	lb (M)
LEFT									
24	60	REM2460	743	894	859	999	28.9	135	156
24	54	REM2454	717	865	835	960	26.1	128	148
24	48	REM2448	692	835	811	922	23.4	123	141
24	42	REM2442	667	805	787	883	23.4	116	132
24	36	REM2436	653	773	766	845	17.8	109	123
24	30	REM2430	640	740	746	807	17.8	101	113
21	48	REM2148	667	806	787	887	20.5	117	133
21	42	REM2142	656	778	768	853	18.3	110	124
21	36	REM2136	644	749	750	818	15.8	103	115
21	30	REM2130	633	721	732	785	15.8	95	105

S SPECIFY							O OPTIONS												
Series	Code	Surface	Edge	Base	Fronts	Grommet	Pull	M-Outlet	Modesty	Lock									
T -	<input type="text"/>	-	<input type="text"/>	-	<input type="text"/>	/	<input type="text"/>	-	<input type="text"/>	/	<input type="text"/>	-	<input type="text"/>	-	<input type="text"/>	-	<input type="text"/>	-	<input type="text"/>
S	<p>Series: L or M see specifications p.58. Code: Consult the above product code list. Surface: Take Off finishes, see p.108, section 1. Edge: Take Off finishes, see p.108, section 2. Base / Fronts: Take Off finishes, see p.109, section 4. Grommet: Specify the color of the grommet, White (G1) or Charcoal (G2) or "No Grommet" (NG) option, no charge, see p.62 to 64.</p>																		
O	<p>Pull: Pull options, specify type, add \$22 per drawer, see p.107. Multi-Outlet: Option of standard multi-outlet, as per above specifications, add \$213 each, see p.65. Modesty: Option of 18" high (U18) modesty panel, option free of charge, see p.67. Lock: Locks with keys (LS) or keyed-alike (LSK) options available with no upcharge, see p.62. Specify code LSK01 to the components in the first workstation; LSK02 to the components in the second workstation, and so on to identify the keyed-alike products.</p>																		

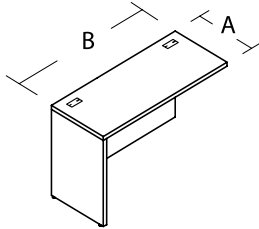
Reversible returns

29" H. reversible return.

Returns 42" and less have 1 central grommet included.

1-circuit or standard multi-outlet option available.

The (EC) option requires the use of the AC-ECFK power module (1-circuit system), refer to Accessories price list.



Dimensions		Code	L Lima 1"		M Mike 1 1/2"		Spec.		
A	B		T.F.L.	H.P.L.	T.F.L.	H.P.L.	Cu.Ft.	lb (L)	lb (M)
24	60	RER2460	457	627	572	695	5.1	91	112
24	54	RER2454	424	585	541	645	4.6	84	104
24	48	RER2448	391	543	510	594	4.2	78	96
24	42	RER2442	358	502	480	543	3.9	70	86
24	36	RER2436	327	462	461	512	3.5	63	78
24	30	RER2430	304	431	451	498	3.2	56	68
21	48	RER2148	382	527	502	572	3.8	72	88
21	42	RER2142	350	487	464	525	3.5	64	78
21	36	RER2136	321	435	443	496	3.2	57	70
21	30	RER2130	297	422	430	485	2.9	50	60
18	36	RER1836	315	453	438	494	2.7	51	63
18	30	RER1830	293	413	425	472	2.4	44	53

S SPECIFY

O OPTIONS

T - Series - Code - Surface / Edge - Base - Grommet - M-Outlet - Modesty

S Series: L or M see specifications p.58.

Code: Consult the above product code list.

Surface: Take Off finishes, see p.108, section 1.

Edge: Take Off finishes, see p.108, section 2.

Base: Take Off finishes, see p.109, section 4.

Grommet: Specify the color of the grommet, White (G1) or Charcoal (G2) or "No Grommet" (NG) option, no charge, see p.62 to 64.

O Multi-Outlet: Option of 1-circuit multi-outlet (EC...) at left ...L, centered ...C and/or at right ...R, add \$213 each or option of standard multi-outlet (UC...) at left ...L, centered ...C and/or at right ...R, add \$213 each, see p.65. On returns 36" or less in length, only the centered multi-outlet (ECC/UCC) is available.

Modesty: Option of 18" high (U18) or 9" high (U9) modesty panel, no charge.

Bridge returns

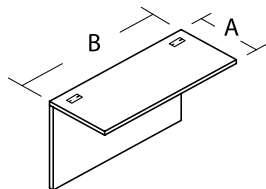
29" H. bridge return.

Bridge returns cannot accommodate suspended pedestals.

Returns 42" and less have 1 central grommet included.

1-circuit or standard multi-outlet option available.

The (EC) option requires the use of the AC-ECFK power module (1-circuit system), refer to Accessories price list.



Dimensions		Code	L Lima 1"		M Mike 1 1/2"		Spec.		
A	B		T.F.L.	H.P.L.	T.F.L.	H.P.L.	Cu.Ft.	Ib (L)	Ib (M)
24	48	REB2448	311	448	397	497	2.8	60	78
24	42	REB2442	299	406	369	448	2.5	52	68
24	36	REB2436	287	374	349	416	2.1	45	60
24	30	REB2430	276	334	339	402	1.8	38	50
21	48	REB2148	305	437	386	482	2.5	56	72
21	42	REB2142	294	397	359	432	2.2	48	62
21	36	REB2136	282	365	339	402	1.9	41	54
21	30	REB2130	270	323	328	386	1.6	34	44
18	48	REB1848	299	426	375	466	2.2	52	67
18	42	REB1842	287	386	348	417	1.9	44	57
18	36	REB1836	276	354	328	391	1.6	37	49
18	30	REB1830	264	312	317	374	1.3	30	39

S SPECIFY

O OPTIONS

Series Code Surface Edge Base Grommet M-Outlet Modesty
 T - - - / - - - -

S Series: L or M see specifications p.58.

Code: Consult the above product code list.

Surface: Take Off finishes, see p.108, section 1.

Edge: Take Off finishes, see p.108, section 2.

Base: Take Off finishes, see p.109, section 4.

Grommet: Specify the color of the grommet, White (G1) or Charcoal (G2) or "No Grommet" (NG) option, no charge, see p.62 to 64.

O Multi-Outlet: Option of 1-circuit multi-outlet (EC...) at left ...L, centered ...C and/or at right ...R, add \$213 each or option of standard multi-outlet (UC...) at left ...L, centered ...C and/or at right ...R, add \$213 each, see p.65. On returns 36" or less in length, only the centered multi-outlet (ECC/UCC) is available.

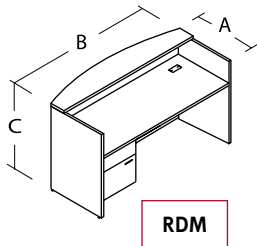
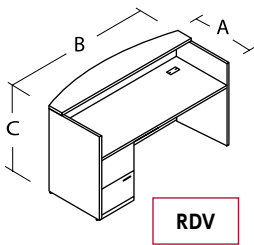
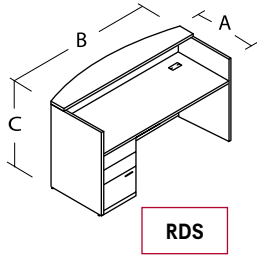
Modesty: Option of 18" high (U18) or 9" high (U9) modesty panel, no charge.

Closed reception desks with curved countertop (left pedestal)

Reception desk with pedestal at left, curved countertop and 2 grommets included.

Pencil tray included in the 6" top drawer. The 12" file drawer includes a lateral filing bar.

Noki locks standard, key locks available as an option (no upcharge). Will lock 2 bottom drawers.



			L Lima 1"		M Mike 1 1/2"					
Dimensions			Code	Price		Price		Spec.		
A	B	C		T.F.L.	H.P.L.	T.F.L.	H.P.L.	Cu.Ft.	lb (L)	lb (M)
DESK										
30	72	42	RDS3072	1428	1709	1517	1835	58.9	293	345
30	66	42	RDS3066	1393	1653	1448	1730	58.9	283	319
30	72	42	RDV3072	1428	1709	1517	1835	58.9	293	345
30	66	42	RDV3066	1393	1653	1448	1730	58.9	283	319
30	72	42	RDM3072	1349	1615	1429	1741	58.9	278	330
30	66	42	RDM3066	1328	1560	1354	1636	58.9	268	304

S SPECIFY

T - - - / - / - - - - - - -

O OPTIONS

- S Series:** L or M [see specifications p.58.](#)
- Code:** Consult the above product code list.
- Surface:** Take Off finishes, [see p.108, section 1.](#)
- Edge:** Take Off finishes, [see p.108, section 2.](#)
- Base / Fronts:** Take Off finishes, [see p.109, section 4.](#)
- Grommet:** Specify the color of the grommet, White (**G1**) or Charcoal (**G2**) or "No Grommet" (**NG**) option, no charge, [see p.62 to 64.](#)
- O Pull:** Pull options, specify type, add \$22 per drawer, [see p.107.](#)
- Multi-Outlet:** Option of standard multi-outlet at right (**UCR**) or centered (**UCC**), add \$213 each, [see p.65.](#)
- Modesty (RDM):** Option of 18" high (**U18**) modesty panel, option free of charge, [see p.67.](#)
- Lock:** Locks with keys (**LS**) or keyed-alike (**LSK**) options available with no upcharge, [see p.62.](#)
Specify code **LSK01** to the components in the first workstation; **LSK02** to the components in the second workstation, and so on to identify the keyed-alike products.

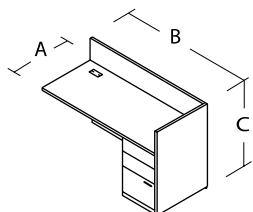
Closed reception desks with curved countertop (left pedestal) (cont'd)

Right return with right pedestal for reception desk with pedestal at left.

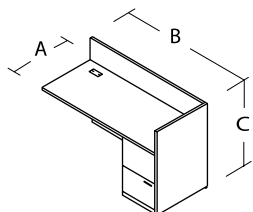
Returns 48" and 60" long have 2 grommets included. Return 42" long has 1 centered grommet included.

Pencil tray included in the 6" top drawer. The 12" file drawer includes a lateral filing bar.

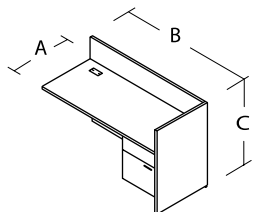
Noki locks standard, key locks available as an option (no upcharge). Will lock 2 bottom drawers.



RDRT



RDRW



RDRN

			L Lima 1"	M Mike 1 1/2"						
Dimensions			Code	Price		Price		Spec.		
A	B	C		T.F.L.	H.P.L.	T.F.L.	H.P.L.	Cu.Ft.	lb (L)	lb (M)
RIGHT RETURN										
24	60	41	RDRT2460	1066	1249	1128	1278	39.2	187	205
24	48	41	RDRT2448	1008	1151	1056	1166	31.6	167	181
24	42	41	RDRT2442	975	1107	1025	1123	31.6	156	169
24	60	41	RDRW2460	1066	1249	1128	1278	39.2	187	205
24	48	41	RDRW2448	1008	1151	1056	1166	31.6	167	181
24	42	41	RDRW2442	975	1107	1025	1123	31.6	156	169
24	60	41	RDRN2460	960	1143	1022	1173	39.2	172	190
24	48	41	RDRN2448	902	1045	950	1060	31.6	152	166
24	42	41	RDRN2442	869	1001	920	1018	31.6	141	154

S SPECIFY

T - - - / - / - - - - - - - -

O OPTIONS

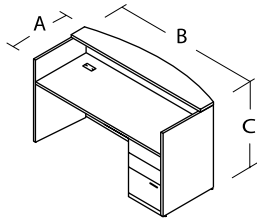
- S Series:** L or M [see specifications p.58](#).
- Code:** Consult the above product code list.
- Surface:** Take Off finishes, [see p.108, section 1](#).
- Edge:** Take Off finishes, [see p.108, section 2](#).
- Base / Fronts:** Take Off finishes, [see p.109, section 4](#).
- Grommet:** Specify the color of the grommet, White (**G1**) or Charcoal (**G2**) or "No Grommet" (**NG**) option, no charge, [see p.62 to 64](#).
- O Pull:** Pull options, specify type, add \$22 per drawer, [see p.107](#).
- Multi-Outlet:** (48" & 60") Option of standard multi-outlet at left (**UCL**) or centered (**UCC**), add \$213 each or (42") Option of standard multi-outlet at left (**UCL**), add \$213 each, [see p.65](#).
- Modesty (RDRN):** Option of 18" high (**U18**) modesty panel, option free of charge, [see p.67](#).
- Lock:** Locks with keys (**LS**) or keyed-alike (**LSK**) options available with no upcharge, [see p.62](#).
Specify code **LSK01** to the components in the first workstation; **LSK02** to the components in the second workstation, and so on to identify the keyed-alike products.

Closed reception desks with curved countertop (right pedestal)

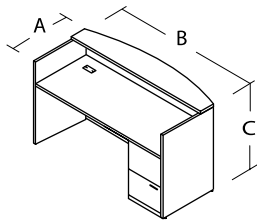
Reception desk with pedestal at right, curved countertop and 2 grommets included.

Pencil tray included in the 6" top drawer. The 12" file drawer includes a lateral filing bar.

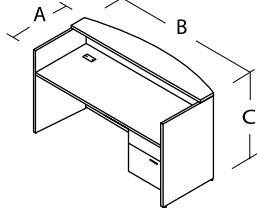
Noki locks standard, key locks available as an option (no upcharge). Will lock 2 bottom drawers.



RDT



RDW



RDN

			L Lima 1"		M Mike 1 1/2"					
Dimensions			Code	Price		Price		Spec.		
A	B	C		T.F.L.	H.P.L.	T.F.L.	H.P.L.	Cu.Ft.	lb (L)	lb (M)
DESK										
30	72	42	RDT3072	1428	1709	1517	1835	58.9	293	345
30	66	42	RDT3066	1393	1653	1448	1730	58.9	283	319
30	72	42	RDW3072	1428	1709	1517	1835	58.9	293	345
30	66	42	RDW3066	1393	1653	1448	1730	58.9	283	319
30	72	42	RDN3072	1349	1615	1429	1741	58.9	278	330
30	66	42	RDN3066	1328	1560	1354	1636	58.9	268	304

S SPECIFY

T - - - / - / - - - - - - - -

O OPTIONS

- S Series:** L or M [see specifications p.58.](#)
- Code:** Consult the above product code list.
- Surface:** Take Off finishes, [see p.108, section 1.](#)
- Edge:** Take Off finishes, [see p.108, section 2.](#)
- Base / Fronts:** Take Off finishes, [see p.109, section 4.](#)
- Grommet:** Specify the color of the grommet, White (**G1**) or Charcoal (**G2**) or "No Grommet" (**NG**) option, no charge, [see p.62 to 64.](#)
- O Pull:** Pull options, specify type, add \$22 per drawer, [see p.107.](#)
- Multi-Outlet:** Option of standard multi-outlet at right (**UCR**) or centered (**UCC**), add \$213 each, [see p.65.](#)
- Modesty (RDN):** Option of 18" high (**U18**) modesty panel, option free of charge, [see p.67.](#)
- Lock:** Locks with keys (**LS**) or keyed-alike (**LSK**) options available with no upcharge, [see p.62.](#)
Specify code **LSK01** to the components in the first workstation; **LSK02** to the components in the second workstation, and so on to identify the keyed-alike products.

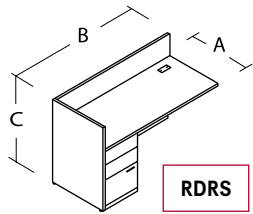
Closed reception desks with curved countertop (right pedestal) (cont'd)

Left return with left pedestal for reception desk with pedestal at right.

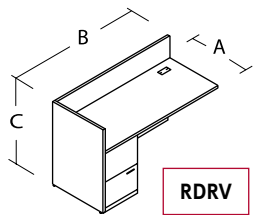
Returns 48" and 60" long have 2 grommets included. Return 42" long has 1 centered grommet included.

Pencil tray included in the 6" top drawer. The 12" file drawer includes a lateral filing bar.

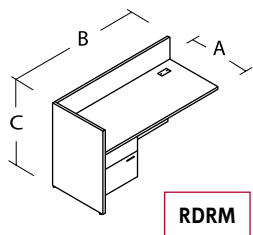
Noki locks standard, key locks available as an option (no upcharge). Will lock 2 bottom drawers.



RDRS



RDRV



RDRM

Dimensions			Code	L Lima 1"		M Mike 1 1/2"		Spec.		
A	B	C		T.F.L.	H.P.L.	T.F.L.	H.P.L.	Cu.Ft.	lb (L)	lb (M)
LEFT RETURN										
24	60	41	RDRS2460	1066	1249	1128	1278	39.2	187	205
24	48	41	RDRS2448	1008	1151	1056	1166	31.6	167	181
24	42	41	RDRS2442	975	1107	1025	1123	31.6	156	169
24	60	41	RDRV2460	1066	1249	1128	1278	39.2	187	205
24	48	41	RDRV2448	1008	1151	1056	1166	31.6	167	181
24	42	41	RDRV2442	975	1107	1025	1123	31.6	156	169
24	60	41	RDRM2460	960	1143	1022	1173	39.2	172	190
24	48	41	RDRM2448	902	1045	950	1060	31.6	152	166
24	42	41	RDRM2442	869	1001	920	1018	31.6	141	154

S SPECIFY

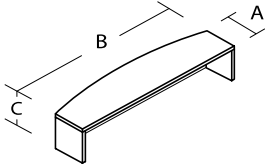
T - - - / - / - - - - - - - - -

O OPTIONS

- S Series:** L or M [see specifications p.58](#).
- Code:** Consult the above product code list.
- Surface:** Take Off finishes, [see p.108, section 1](#).
- Edge:** Take Off finishes, [see p.108, section 2](#).
- Base / Fronts:** Take Off finishes, [see p.109, section 4](#).
- Grommet:** Specify the color of the grommet, White (G1) or Charcoal (G2) or "No Grommet" (NG) option, no charge, [see p.62 to 64](#).
- O Pull:** Pull options, specify type, add \$22 per drawer, [see p.107](#).
- Multi-Outlet:** (48" & 60") Option of standard multi-outlet at left (UCL) or centered (UCC), add \$213 each or (42") Option of standard multi-outlet at left (UCL), add \$213 each, [see p.65](#).
- Modesty (RDRM):** Option of 18" high (U18) modesty panel, option free of charge, [see p.67](#).
- Lock:** Locks with keys (LS) or keyed-alike (LSK) options available with no upcharge, [see p.62](#).
Specify code LSK01 to the components in the first workstation; LSK02 to the components in the second workstation, and so on to identify the keyed-alike products.

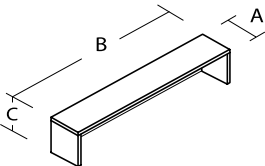
Countertops (to convert a regular desk into a reception desk)

Countertop with bow front transforms a regular desk into a reception desk.
Attaches to the surface with double sided tape.



			L Lima 1"		M Mike 1 1/2"					
Dimensions			Price		Price		Spec.			
A	B	C	T.F.L.	H.P.L.	T.F.L.	H.P.L.	Cu.Ft.	lb (L)	lb (M)	
12	84	13	RSB1284	373	515	—	567	11.0	61	77
12	78	13	RSB1278	365	497	—	547	10.2	57	72
12	72	13	RSB1272	356	481	422	526	9.5	53	67
12	66	13	RSB1266	345	458	404	499	8.7	50	62
12	60	13	RSB1260	334	436	388	475	7.9	46	58
12	54	13	RSB1254	326	419	376	454	7.1	42	53
12	48	13	RSB1248	318	402	364	433	6.4	38	48
12	42	13	RSB1242	309	384	350	413	5.6	35	43
12	36	13	RSB1236	303	367	339	393	4.8	31	38
12	30	13	RSB1230	295	351	327	373	4.0	27	33
12	24	13	RSB1224	285	333	315	352	3.2	24	28

Rectangular countertop transforms a regular desk into a reception desk.
Attaches to the surface with double sided tape.



			L Lima 1"		M Mike 1 1/2"					
Dimensions			Price		Price		Spec.			
A	B	C	T.F.L.	H.P.L.	T.F.L.	H.P.L.	Cu.Ft.	lb (L)	lb (M)	
12	84	13	RSQ1284	347	462	—	506	9.0	55	68
12	78	13	RSQ1278	338	446	—	485	8.3	51	64
12	72	13	RSQ1272	330	428	382	465	7.7	48	59
12	66	13	RSQ1266	319	409	366	442	7.1	45	55
12	60	13	RSQ1260	309	392	352	422	6.4	41	51
12	54	13	RSQ1254	301	374	340	402	5.8	38	46
12	48	13	RSQ1248	293	358	328	381	5.2	35	42
12	42	13	RSQ1242	284	339	314	360	4.5	32	38
12	36	13	RSQ1236	277	323	303	340	3.9	28	34
12	30	13	RSQ1230	270	306	290	320	3.3	25	30
12	24	13	RSQ1224	261	289	278	299	2.6	22	26

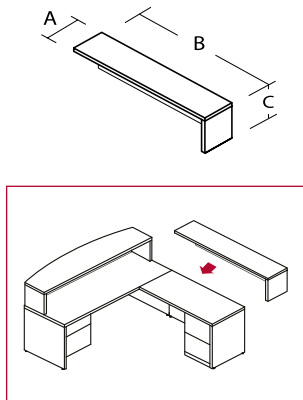
S SPECIFY

T - Series - Code - Surface / Edge - Base

- S Series:** L or M [see specifications p.58.](#)
- Code:** Consult the above product code list.
- Surface:** Take Off finishes, [see p.108, section 1.](#)
- Edge:** Take Off finishes, [see p.108, section 2.](#)
- Base:** Take Off finishes, [see p.109, section 4.](#)

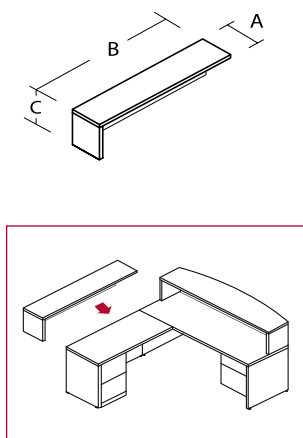
Countertop extensions (add to elongate a reception countertop)

Right extension countertop, to be used with a countertop for a reception desk.
Attaches to the surface with double sided tape and 2 flat junction plates, included.



			L Lima 1"		M Mike 1 1/2"						
Dimensions			Code		Price		Price		Spec.		
A	B	C			T.F.L.	H.P.L.	T.F.L.	H.P.L.	Cu.Ft.	lb (L)	lb (M)
RIGHT SHELF											
12	84	13	RSR1284		330	444	—	488	9.0	50	64
12	78	13	RSR1278		320	427	—	469	8.3	47	59
12	72	13	RSR1272		312	410	364	448	7.7	44	55
12	66	13	RSR1266		303	393	349	426	7.1	40	51
12	60	13	RSR1260		292	374	336	405	6.4	37	47
12	54	13	RSR1254		284	358	323	384	5.8	34	42
12	48	13	RSR1248		276	340	310	364	5.2	31	38
12	42	13	RSR1242		267	322	297	342	4.5	27	34
12	36	13	RSR1236		261	306	286	323	3.9	24	30
12	30	13	RSR1230		251	289	274	303	3.3	21	25
12	24	13	RSR1224		243	272	261	282	2.6	17	21

Left extension countertop, to be used with a countertop for a reception desk.
Attaches to the surface with double sided tape and 2 flat junction plates, included.



			L Lima 1"		M Mike 1 1/2"						
Dimensions			Code		Price		Price		Spec.		
A	B	C			T.F.L.	H.P.L.	T.F.L.	H.P.L.	Cu.Ft.	lb (L)	lb (M)
LEFT SHELF											
12	84	13	RSL1284		330	444	—	488	9.0	50	64
12	78	13	RSL1278		320	427	—	469	8.3	47	59
12	72	13	RSL1272		312	410	364	448	7.7	44	55
12	66	13	RSL1266		303	393	349	426	7.1	40	51
12	60	13	RSL1260		292	374	336	405	6.4	37	47
12	54	13	RSL1254		284	358	323	384	5.8	34	42
12	48	13	RSL1248		276	340	310	364	5.2	31	38
12	42	13	RSL1242		267	322	297	342	4.5	27	34
12	36	13	RSL1236		261	306	286	323	3.9	24	30
12	30	13	RSL1230		251	289	274	303	3.3	21	25
12	24	13	RSL1224		243	272	261	282	2.6	17	21

S SPECIFY

Series Code Surface Edge Base

T - - - / -

- S Series:** L or M [see specifications p.58.](#)
- Code:** Consult the above product code list.
- Surface:** Take Off finishes, [see p.108, section 1.](#)
- Edge:** Take Off finishes, [see p.108, section 2.](#)
- Base:** Take Off finishes, [see p.109, section 4.](#)

Rectangular tables (full end panels)

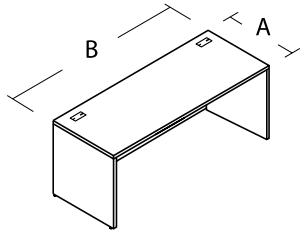
Rectangular table with full end panels.

Recessed (11") modesty panel on tables 36" deep ("A" dimension).

Tables 42" and less in length have 1 central grommet included.

1-circuit or standard multi-outlet option available.

The (EC) option requires the use of the AC-ECFK power module (1-circuit system), refer to the Accessories price list.



		L Lima 1"		M Mike 1 1/2"					
Dimensions		Code	Price		Price		Spec.		
A	B		T.F.L.	H.P.L.	T.F.L.	H.P.L.	Cu.Ft.	lb (L)	lb (M)
36	84	Ti3684LL	729	1005	—	1111	11.1	193	241
36	78	Ti3678LL	712	959	—	1056	10.5	183	227
36	72	Ti3672LL	693	912	777	1001	9.8	173	214
36	66	Ti3666LL	641	886	748	967	9.2	163	201
36	60	Ti3660LL	611	839	715	913	8.6	153	188
36	54	Ti3654LL	580	798	693	872	8.0	143	174
36	48	Ti3648LL	550	752	671	831	7.4	134	161
30	84	Ti3084LL	672	920	—	1010	9.2	168	208
30	78	Ti3078LL	657	880	—	964	8.7	159	196
30	72	Ti3072LL	640	842	730	919	8.1	150	185
30	66	Ti3066LL	609	803	697	869	7.6	142	173
30	60	Ti3060LL	581	763	668	824	7.1	133	162
30	54	Ti3054LL	554	729	651	792	6.6	125	150
30	48	Ti3048LL	526	692	634	758	6.1	116	139
30	42	Ti3042LL	493	651	593	701	5.6	107	127
30	36	Ti3036LL	462	609	558	651	5.1	99	116
30	30	Ti3030LL	454	578	539	618	4.6	90	104
30	24	Ti3024LL	439	538	514	580	4.1	80	92

S SPECIFY

O OPTIONS

T - Series - Code - Surface / Edge - Base - Grommet - M-Outlet - Modesty

S Series: L or M see specifications p.58.

Code: Consult the above product code list.

Surface: Take Off finishes, see p.108, section 1.

Edge: Take Off finishes, see p.108, section 2.

Base: Take Off finishes, see p.109, section 4.

Grommet: Specify the color of the grommet, White (G1) or Charcoal (G2) or "No Grommet" (NG) option, no charge, see p.62 to 64.

O Multi-Outlet: Option of 1-circuit multi-outlet (EC...) at left ...L, centered ...C and/or at right ...R, add \$213 each or option of standard multi-outlet (UC...) at left ...L, centered ...C and/or at right ...R, add \$213 each, see p.65. On tables 36" or less in length, only the centered multi-outlet (ECC/UCC) is available.

Modesty: Option of 18" high (U18), 9" high (U9) or recessed (R) modesty panel, no charge, see p.67.

"R" option: Offered on tables where dimension "A" is 30", the modesty panel is recessed 5".

"R" option: Not available when the modesty panel is 18" or 9" high (options U18 & U9).

Rectangular tables (full end panels) (cont'd)

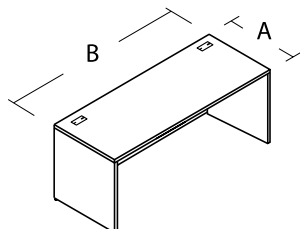
Rectangular table with full end panels.

Recessed (11") modesty panel on tables 36" deep ("A" dimension).

Tables 42" and less in length have 1 central grommet included.

1-circuit or standard multi-outlet option available.

The (EC) option requires the use of the AC-ECFK power module (1-circuit system), refer to the Accessories price list.



		L Lima 1"		M Mike 1 1/2"					
Dimensions		Code	Price		Price		Spec.		
A	B		T.F.L.	H.P.L.	T.F.L.	H.P.L.	Cu.Ft.	lb (L)	lb (M)
24	84	Ti2484LL	609	829	—	905	7.4	143	175
24	78	Ti2478LL	596	798	—	868	7.0	136	165
24	72	Ti2472LL	583	767	681	831	6.5	128	155
24	66	Ti2466LL	561	726	650	788	6.1	120	145
24	60	Ti2460LL	524	692	619	745	5.7	113	136
24	54	Ti2454LL	499	660	597	710	5.3	105	126
24	48	Ti2448LL	482	635	584	684	4.9	98	116
24	42	Ti2442LL	449	593	556	635	4.5	90	106
24	36	Ti2436LL	418	552	536	603	4.1	83	96
24	30	Ti2430LL	394	523	526	589	3.7	75	87
24	24	Ti2424LL	371	494	509	560	3.3	68	77

S SPECIFY

Series Code Surface Edge Base Grommet M-Outlet Modesty
 T - - - / - - - - -

O OPTIONS

- S Series:** L or M [see specifications p.58](#).
- Code:** Consult the above product code list.
- Surface:** Take Off finishes, [see p.108, section 1](#).
- Edge:** Take Off finishes, [see p.108, section 2](#).
- Base:** Take Off finishes, [see p.109, section 4](#).
- Grommet:** Specify the color of the grommet, White (G1) or Charcoal (G2) or "No Grommet" (NG) option, no charge, [see p.62 to 64](#).
- O Multi-Outlet:** Option of 1-circuit multi-outlet (EC...) at left ...L, centered ...C and/or at right ...R, add \$213 each or option of standard multi-outlet (UC...) at left ...L, centered ...C and/or at right ...R, add \$213 each, [see p.65](#).
On tables 36" or less in length, only the centered multi-outlet (ECC/UCC) is available.
- Modesty:** Option of 18" high (U18), 9" high (U9) or recessed (R) modesty panel, no charge, [see p.67](#).
"R" option: Offered on tables where dimension "A" is 30", the modesty panel is recessed 5".
"R" option: Not available when the modesty panel is 18" or 9" high (options U18 & U9).

Rectangular tables (full end panels) (cont'd)

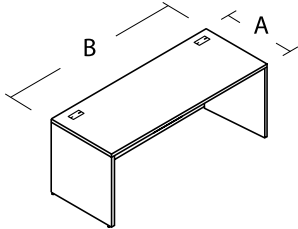
Rectangular table with full end panels.

Tables 42" and less in length have 1 central grommet included.

Tables 18" cannot accommodate pedestals.

1-circuit or standard multi-outlet option available.

The (EC) option requires the use of the AC-ECFK power module (1-circuit system), refer to the Accessories price list.



Dimensions		Code	L Lima 1"		M Mike 1 1/2"		Spec.		
A	B		T.F.L.	H.P.L.	T.F.L.	H.P.L.	Cu.Ft.	lb (L)	lb (M)
21	84	Ti2184LL	586	789	—	855	6.7	120	147
21	78	Ti2178LL	575	761	—	822	6.3	114	139
21	72	Ti2172LL	563	734	658	789	5.9	108	130
21	66	Ti2166LL	542	693	630	750	5.6	101	122
21	60	Ti2160LL	507	662	600	710	5.2	95	114
21	54	Ti2154LL	484	634	579	678	4.9	88	105
21	48	Ti2148LL	466	611	569	657	4.5	82	97
21	42	Ti2142LL	435	572	534	609	4.2	75	88
21	36	Ti2136LL	405	549	514	581	3.8	69	80
21	30	Ti2130LL	382	507	499	569	3.4	62	72
21	24	Ti2124LL	361	482	472	550	3.1	56	63
18	84	Ti1884LL	564	746	—	804	6.0	109	132
18	78	Ti1878LL	554	721	—	776	5.7	103	124
18	72	Ti1872LL	545	697	635	747	5.3	97	117
18	66	Ti1866LL	524	661	607	711	5.0	91	109
18	60	Ti1860LL	490	634	579	673	4.7	85	102
18	54	Ti1854LL	470	607	560	658	4.4	79	94
18	48	Ti1848LL	450	587	554	629	4.1	73	86
18	42	Ti1842LL	420	552	518	598	3.8	67	79
18	36	Ti1836LL	393	531	502	572	3.5	61	71
18	30	Ti1830LL	371	490	488	550	3.2	56	64
18	24	Ti1824LL	351	468	450	528	2.9	50	56

S SPECIFY

O OPTIONS

T - Series - Code - Surface / Edge - Base - Grommet - M-Outlet - Modesty

S Series: L or M see specifications p.58.

Code: Consult the above product code list.

Surface: Take Off finishes, see p.108, section 1.

Edge: Take Off finishes, see p.108, section 2.

Base: Take Off finishes, see p.109, section 4.

Grommet: Specify the color of the grommet, White (G1) or Charcoal (G2) or "No Grommet" (NG) option, no charge, see p.62 to 64.

O Multi-Outlet: Option of 1-circuit multi-outlet (EC...) at left ...L, centered ...C and/or at right ...R, add \$213 each or option of standard multi-outlet (UC...) at left ...L, centered ...C and/or at right ...R, add \$213 each, see p.65. On tables 36" or less in length, only the centered multi-outlet (ECC/UCC) is available.

Modesty: Option of 18" high (U18), or 9" high (U9), no charge, see p.67.

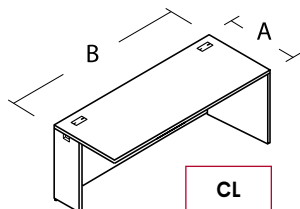
Rectangular tables (recessed end panels)

Rectangular table with with one recessed end panel and one full end-panel (CL/LC) or 2 recessed end panels (CC).

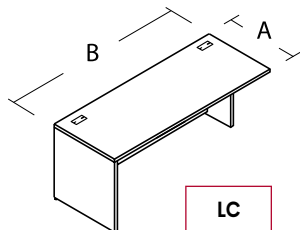
Tables 42" and less in length have 1 central grommet included.

1-circuit or standard multi-outlet option available.

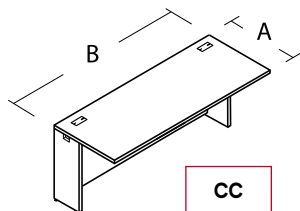
The (EC) option requires the use of the AC-ECFK power module (1-circuit system), refer to the Accessories price list.



CL



LC



CC

Dimensions		Code	L Lima 1"		M Mike 1 1/2"		Spec.		
A	B		T.F.L.	H.P.L.	T.F.L.	H.P.L.	Cu.Ft.	lb (L)	lb (M)
30	84	Ti3084	672	920	—	1010	9.2	154	194
30	78	Ti3078	657	880	—	964	8.7	145	182
30	72	Ti3072	640	842	730	919	8.1	136	171
30	66	Ti3066	609	803	697	869	7.6	128	159
30	60	Ti3060	581	763	668	824	7.1	119	148
30	54	Ti3054	554	729	651	792	6.6	111	136
30	48	Ti3048	526	692	634	758	6.1	102	125
30	42	Ti3042	493	651	593	701	5.6	93	113
30	36	Ti3036	462	609	558	651	5.1	85	102
30	30	Ti3030	454	578	539	618	4.6	76	90
30	24	Ti3024	439	538	514	580	4.1	67	78
24	84	Ti2484	609	829	—	905	7.4	134	166
24	78	Ti2478	596	798	—	868	7.0	126	156
24	72	Ti2472	583	767	681	831	6.5	119	146
24	66	Ti2466	561	726	650	788	6.1	111	136
24	60	Ti2460	524	692	619	745	5.7	103	126
24	54	Ti2454	499	660	597	710	5.3	96	117
24	48	Ti2448	482	635	584	684	4.9	88	107
24	42	Ti2442	449	593	556	635	4.5	81	97
24	36	Ti2436	418	552	536	603	4.1	73	87
24	30	Ti2430	394	523	526	589	3.7	66	77
24	24	Ti2424	371	494	509	560	3.3	58	67

S SPECIFY

Series Code Legs Surface Edge Base Grommet M-Outlet Modesty
 T - [] - [] [] - [] / [] - [] - [] - [] - []

O OPTIONS

- S Series:** L or M see specifications p.58.
- Code:** Consult the above product code list.
- End panels:** Specify end panel configuration: (CL), (LC) or (CC).
- Surface:** Take Off finishes, see p.108, section 1.
- Edge:** Take Off finishes, see p.108, section 2.
- Base:** Take Off finishes, see p.109, section 4.
- O Grommet:** Specify the color of the grommet, White (G1) or Charcoal (G2) or "No Grommet" (NG) option, no charge, see p.62 to 64.
- Multi-Outlet:** Option of 1-circuit multi-outlet (EC...) at left ...L, centered ...C and/or at right ...R, add \$213 each or option of standard multi-outlet (UC...) at left ...L, centered ...C and/or at right ...R, add \$213 each, see p.65. On tables 36" or less in length, only the centered multi-outlet (ECC/UCC) is available.
- Modesty:** Option of 18" high (U18) or 9" high (U9) modesty panel, no charge, see p.67.

Rectangular tables (recessed end panels) (cont'd)

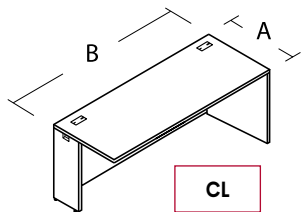
Rectangular table with with one recessed end panel and one full end-panel (CL - LC) or 2 recessed end panels (CC).

Tables 42" and less in length have 1 central grommet included.

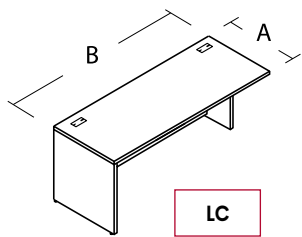
Tables 18" cannot accommodate pedestals.

1-circuit or standard multi-outlet option available.

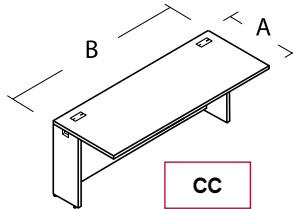
The (EC) option requires the use of the AC-ECFK power module (1-circuit system), refer to the Accessories price list.



CL



LC



CC

		L Lima 1"		M Mike 1 1/2"						
Dimensions		Code	Price		Price		Spec.			
A	B		T.F.L.	H.P.L.	T.F.L.	H.P.L.	Cu.Ft.	lb (L)	lb (M)	
21	84	Ti2184	586	789	—	855	6.7	114	140	
21	78	Ti2178	575	761	—	822	6.3	107	132	
21	72	Ti2172	563	734	658	789	5.9	101	124	
21	66	Ti2166	542	693	630	750	5.6	95	115	
21	60	Ti2160	507	662	600	710	5.2	88	107	
21	54	Ti2154	484	634	579	678	4.9	82	99	
21	48	Ti2148	466	611	569	657	4.5	75	90	
21	42	Ti2142	435	572	534	609	4.2	69	82	
21	36	Ti2136	405	549	514	581	3.8	62	74	
21	30	Ti2130	382	507	499	569	3.4	56	65	
21	24	Ti2124	361	482	472	550	3.1	49	57	
18	84	Ti1884	564	746	—	804	6.0	105	128	
18	78	Ti1878	554	721	—	776	5.7	99	120	
18	72	Ti1872	545	697	635	747	5.3	93	112	
18	66	Ti1866	524	661	607	711	5.0	87	105	
18	60	Ti1860	490	634	579	673	4.7	81	97	
18	54	Ti1854	470	607	560	658	4.4	75	90	
18	48	Ti1848	450	587	554	629	4.1	69	82	
18	42	Ti1842	420	552	518	598	3.8	63	75	
18	36	Ti1836	393	531	502	572	3.5	57	67	
18	30	Ti1830	371	490	488	550	3.2	51	59	
18	24	Ti1824	351	468	450	528	2.9	45	52	

S SPECIFY

T - Series - Code - Legs - Surface - Edge - Base - Grommet - M-Outlet - Modesty

O OPTIONS

S Series: L or M see specifications p.58.

Code: Consult the above product code list.

End panels: Specify end panel configuration: (CL), (LC) or (CC).

Surface: Take Off finishes, see p.108, section 1.

Edge: Take Off finishes, see p.108, section 2.

Base: Take Off finishes, see p.109, section 4.

Grommet: Specify the color of the grommet, White (G1) or Charcoal (G2) or "No Grommet" (NG) option, no charge, see p.62 to 64.

O Multi-Outlet: Option of 1-circuit multi-outlet (EC...) at left ...L, centered ...C and/or at right ...R, add \$213 each or option of standard multi-outlet (UC...) at left ...L, centered ...C and/or at right ...R, add \$213 each, see p.65. On tables 36" or less in length, only the centered multi-outlet (ECC/UC) is available.

Modesty: Option of 18" high (U18) or 9" high (U9) modesty panel, no charge, see p.67.

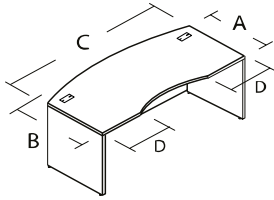
Bow front tables with curved interior access

11" recessed modesty panel on tables 36" deep ("A" dimension).

5" recessed modesty panel on tables 30" deep ("A" dimension).

1-circuit or standard multi-outlet option available.

The (EC) option requires the use of the AC-ECFK power module (1-circuit system), refer to the Accessories price list.



				L Lima 1"	M Mike 1 1/2"						
Dimensions				Code	Price		Price		Spec.		
A	B	C	D		T.F.L.	H.P.L.	T.F.L.	H.P.L.	Cu.Ft.	lb (L)	lb (M)
36	42	84	18	TC364284LL	846	1166	—	1288	12.5	198	249
36	42	72	18	TC364272LL	801	1056	895	1158	11.0	178	222
30	36	84	18	TC303684LL	784	1036	—	1139	10.6	173	215
30	36	72	18	TC303672LL	737	974	836	1062	9.3	155	191

S SPECIFY

Series Code Surface Edge Base Grommet M-Outlet Modesty
 T - - - / - - - -

O OPTIONS

S Series: L or M [see specifications p.58.](#)

Code: Consult the above product code list.

Surface: Take Off finishes, [see p.108, section 1.](#)

Edge: Take Off finishes, [see p.108, section 2.](#)

Base: Take Off finishes, [see p.109, section 4.](#)

Grommet: Specify the color of the grommet, White (G1) or Charcoal (G2) or "No Grommet" (NG) option, no charge, [see p.62 to 64.](#)

O Multi-Outlet: Option of 1-circuit multi-outlet (EC...) at left ...L, centered ...C and/or at right ...R, add \$213 each or option of standard multi-outlet (UC...) at left ...L, centered ...C and/or at right ...R, add \$213 each, [see p.65.](#)

Modesty: Option of 18" high (U18) modesty panel, option free of charge, [see p.67.](#)

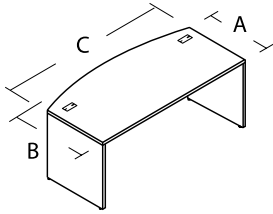
Bow front tables

11" recessed modesty panel on tables 36" deep ("A" dimension).

5" recessed modesty panel on tables 30" deep ("A" dimension).

1-circuit or standard multi-outlet option available.

The (EC) option requires the use of the AC-ECFK power module (1-circuit system), refer to the Accessories price list.



			L Lima 1"		M Mike 1 1/2"					
Dimensions			Code	Price		Price		Spec.		
A	B	C		T.F.L.	H.P.L.	T.F.L.	H.P.L.	Cu.Ft.	lb (L)	lb (M)
36	42	84	TD364284LL	837	1154	—	1279	12.5	204	257
36	42	78	TD364278LL	816	1104	—	1221	11.8	193	243
36	42	72	TD364272LL	798	1055	862	1164	11.0	182	228
30	36	84	TD303684LL	776	1035	—	1143	10.6	177	222
30	36	78	TD303678LL	750	1010	—	1120	10.0	168	209
30	36	72	TD303672LL	732	961	803	1063	9.3	158	197
30	36	66	TD303666LL	700	924	783	1022	8.7	149	184
30	36	60	TD303660LL	667	880	777	997	8.1	140	172

S SPECIFY

O OPTIONS

T - - - / - - - - -

S Series: L or M see specifications p.58.

Code: Consult the above product code list.

Surface: Take Off finishes, see p.108, section 1.

Edge: Take Off finishes, see p.108, section 2.

Base: Take Off finishes, see p.109, section 4.

Grommet: Specify the color of the grommet, White (G1) or Charcoal (G2) or "No Grommet" (NG) option, no charge, see p.62 to 64.

O Multi-Outlet: Option of 1-circuit multi-outlet (EC...) at left ...L, centered ...C and/or at right ...R, add \$213 each

or option of standard multi-outlet (UC...) at left ...L, centered ...C and/or at right ...R, add \$213 each, see p.65.

Modesty: Option of 18" high (U18) modesty panel, option free of charge, see p.67.

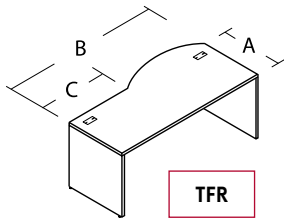
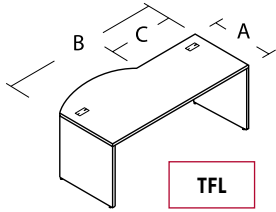
Offset bow front tables

Offset bow front table (left or right).

The offset overhangs by 8"; 5" recessed modesty panel.

1-circuit or standard multi-outlet option available.

The (EC) option requires the use of the AC-ECFK power module (1-circuit system), refer to the Accessories price list.



Dimensions			Code	L Lima 1"		M Mike 1 1/2"		Spec.		
A	B	C		T.F.L.	H.P.L.	T.F.L.	H.P.L.	Cu.Ft.	lb (L)	lb (M)
30	72	24	TFL3072	771	1021	862	1125	9.7	163	203
30	66	18	TFL3066	748	966	827	1060	9.1	154	190
30	60	18	TFL3060	726	910	793	996	8.5	144	176
30	72	24	TFR3072	771	1021	862	1125	9.7	163	203
30	66	18	TFR3066	748	966	827	1060	9.1	154	190
30	60	18	TFR3060	726	910	793	996	8.5	144	176

S SPECIFY

Series Code Surface Edge Base Grommet M-Outlet Modesty
 T - - - / - - - -

O OPTIONS

S Series: L or M [see specifications p.58.](#)

Code: Consult the above product code list.

Surface: Take Off finishes, [see p.108, section 1.](#)

Edge: Take Off finishes, [see p.108, section 2.](#)

Base: Take Off finishes, [see p.109, section 4.](#)

Grommet: Specify the color of the grommet, White (G1) or Charcoal (G2) or "No Grommet" (NG) option, no charge, [see p.62 to 64.](#)

O Multi-Outlet: Option of 1-circuit multi-outlet (EC...) at left ...L, centered ...C and/or at right ...R, add \$213 each or option of standard multi-outlet (UC...) at left ...L, centered ...C and/or at right ...R, add \$213 each, [see p.65.](#)

Modesty: Option of 18" high (U18) modesty panel, option free of charge, [see p.67.](#)

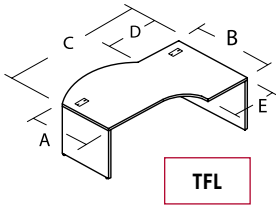
Offset bow front tables with integrated half-return

Bow front table (left or right) with integrated half return.

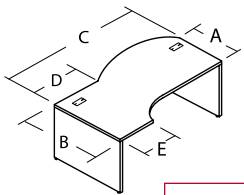
The offset overhangs by 8"; 5" recessed modesty panel.

1-circuit or standard multi-outlet option available.

The (EC) option requires the use of the AC-ECFK power module (1-circuit system), refer to the Accessories price list.



TFL



TFR

					L Lima 1"		M Mike 1 1/2"					
Dimensions					Code	Price		Price		Spec.		
A	B	C	D	E		T.F.L.	H.P.L.	T.F.L.	H.P.L.	Cu.Ft.	lb (L)	lb (M)
30	36	72	24	24	TJL367224	770	1092	902	1217	11.4	178	220
30	36	66	18	24	TJL366624	735	1045	865	1166	10.7	167	206
30	36	60	18	24	TJL366024	700	993	827	1130	10.0	157	192
30	36	72	24	24	TJR367224	770	1092	902	1217	11.4	178	220
30	36	66	18	24	TJR366624	735	1045	865	1166	10.7	167	206
30	36	60	18	24	TJR366024	700	993	827	1130	10.0	157	192

S SPECIFY

Series Code Surface Edge Base Grommet M-Outlet Modesty

T - - - / - - - - -

O OPTIONS

S Series: L or M see specifications p.58.
Code: Consult the above product code list.
Surface: Take Off finishes, see p.108, section 1.
Edge: Take Off finishes, see p.108, section 2.
Base: Take Off finishes, see p.109, section 4.
Grommet: Specify the color of the grommet, White (G1) or Charcoal (G2) or "No Grommet" (NG) option, no charge, see p.62 to 64.
O Multi-Outlet: Option of 1-circuit multi-outlet (EC...) at left ...L, centered ...C and/or at right ...R, add \$213 each or option of standard multi-outlet (UC...) at left ...L, centered ...C and/or at right ...R, add \$213 each, see p.65.
Modesty: Option of 18" high (U18) modesty panel, option free of charge, see p.67.

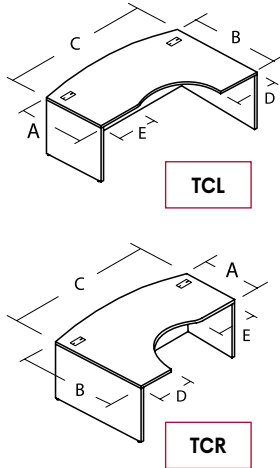
Bow front tables with curved interior access and integrated half-return

Bow front table (left or right) with curved interior access and integrated half return.

The offset overhangs by 6"; 5" recessed modesty panel.

1-circuit or standard multi-outlet option available.

The (EC) option requires the use of the AC-ECFK power module (1-circuit system), refer to the Accessories price list.



					L Lima 1"		M Mike 1 1/2"					
Dimensions					Code	Price		Price		Spec.		
A	B	C	D	E		T.F.L.	H.P.L.	T.F.L.	H.P.L.	Cu.Ft.	lb (L)	lb (M)
30	42	72	24	17	TCL427224	849	1180	971	1304	12.5	189	234
30	42	72	21	20	TCL427221	849	1180	971	1304	12.5	189	234
30	42	72	18	23	TCL427218	849	1180	971	1304	12.5	189	234
30	42	66	18	17	TCL426618	813	1086	914	1194	11.7	178	219
30	42	72	24	17	TCR427224	849	1180	971	1304	12.5	189	234
30	42	72	21	20	TCR427221	849	1180	971	1304	12.5	189	234
30	42	72	18	23	TCR427218	849	1180	971	1304	12.5	189	234
30	42	66	18	17	TCR426618	813	1086	914	1194	11.7	178	219

S SPECIFY

Series Code Surface Edge Base Grommet M-Outlet Modesty
 T - - - / - - - - -

O OPTIONS

- S** Series: L or M see specifications p.58.
- C** Code: Consult the above product code list.
- S** Surface: Take Off finishes, see p.108, section 1.
- E** Edge: Take Off finishes, see p.108, section 2.
- B** Base: Take Off finishes, see p.109, section 4.
- G** Grommet: Specify the color of the grommet, White (G1) or Charcoal (G2) or "No Grommet" (NG) option, no charge, see p.62 to 64.
- O** Multi-Outlet: Option of 1-circuit multi-outlet (EC...) at left ...L, centered ...C and/or at right ...R, add \$213 each or option of standard multi-outlet (UC...) at left ...L, centered ...C and/or at right ...R, add \$213 each, see p.65.
- M** Modesty: Option of 18" high (U18) modesty panel, option free of charge, see p.67.

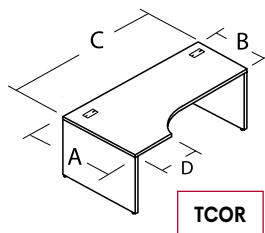
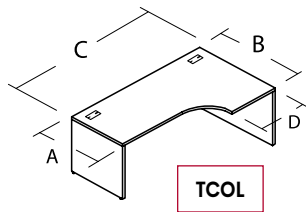
Rectangular tables with integrated half-return

Rectangular table (left or right) with integrated half return.

5" recessed modesty panel.

1-circuit or standard multi-outlet option available.

The (EC) option requires the use of the AC-ECFK power module (1-circuit system), refer to the Accessories price list.



				L Lima 1"		M Mike 1 1/2"					
Dimensions		Code		Price		Price		Spec.			
A	B	C	D		T.F.L.	H.P.L.	T.F.L.	H.P.L.	Cu.Ft.	lb (L)	lb (M)
30	48	84	24	TCOL30488424	955	1327	—	1441	15.5	232	289
30	48	78	24	TCOL30487824	920	1279	—	1390	14.5	218	270
30	48	72	24	TCOL30487224	884	1232	1009	1368	13.6	204	252
30	48	66	24	TCOL30486624	868	1206	982	1346	12.6	184	228
30	48	60	24	TCOL30486024	854	1179	956	1319	11.7	165	204
30	42	72	24	TCOL30427224	849	1155	971	1304	12.5	165	204
30	42	66	24	TCOL30426624	814	1133	934	1253	11.6	156	192
30	42	60	24	TCOL30426024	779	1081	897	1217	10.7	144	175
48	30	84	24	TCOR48308424	955	1327	—	1441	15.5	232	289
48	30	78	24	TCOR48307824	920	1279	—	1390	14.5	218	270
48	30	72	24	TCOR48307224	884	1232	1009	1368	13.6	204	252
48	30	66	24	TCOR48306624	868	1206	982	1346	12.6	184	228
48	30	60	24	TCOR48306024	854	1179	956	1319	11.7	165	204
42	30	72	24	TCOR42307224	849	1155	945	1265	12.5	165	204
42	30	66	24	TCOR42306624	814	1133	934	1253	11.6	156	192
42	30	60	24	TCOR42306024	779	1081	897	1217	10.7	144	175

S SPECIFY

O OPTIONS

T - - - / - - - - -

S Series: L or M see specifications p.58.

Code: Consult the above product code list.

Surface: Take Off finishes, see p.108, section 1.

Edge: Take Off finishes, see p.108, section 2.

Base: Take Off finishes, see p.109, section 4.

Grommet: Specify the color of the grommet, White (G1) or Charcoal (G2) or "No Grommet" (NG) option, no charge, see p.62 to 64.

O Multi-Outlet: Option of 1-circuit multi-outlet (EC...) at left ...L, centered ...C and/or at right ...R, add \$213 each or option of standard multi-outlet (UC...) at left ...L, centered ...C and/or at right ...R, add \$213 each, see p.65.

Modesty: Option of 18" high (U18) or 9" high (U9) modesty panel, no charge, see p.67.

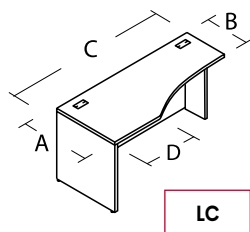
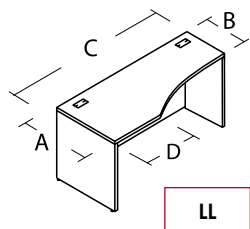
Connecting tables

Left connecting table, available with 2 full end panels (LL) or full / recessed end panels (LC).

Table 42" long has 1 central grommet included.

1-circuit or standard multi-outlet option available.

The (EC) option requires the use of the AC-ECFK power module (1-circuit system), refer to the Accessories price list.



				L Lima 1"	M Mike 1 1/2"						
Dimensions				Code	Price		Price		Spec.		
A	B	C	D		T.F.L.	H.P.L.	T.F.L.	H.P.L.	Cu.Ft.	lb (L)	lb (M)
36	24	72	24	TV36247224	685	910	755	993	9.8	149	182
36	24	66	24	TV36246624	664	861	725	938	9.2	141	171
36	24	60	24	TV36246024	616	814	694	882	8.6	132	159
30	18	72	21	TV30187221	630	832	707	905	8.6	129	157
30	18	72	18	TV30187218	630	832	707	905	8.6	129	157
30	18	66	21	TV30186621	613	791	681	858	8.1	122	147
30	18	66	18	TV30186618	613	791	681	858	8.1	122	147
30	18	60	21	TV30186021	595	751	656	811	7.6	114	137
30	18	60	18	TV30186018	595	751	656	811	7.6	114	137
30	18	48	21	TV30184821	539	677	608	734	6.6	98	117
30	18	48	18	TV30184818	539	677	608	734	6.6	98	117
24	18	42	18	TV24184218	470	593	547	635	5.4	80	93

S SPECIFY

Series Code Legs Surface Edge Base Grommet M-Outlet Modesty
 T - - - / - - - - -

O OPTIONS

S Series: L or M see specifications p.58.

Code: Consult the above product code list.

End panels: Specify end panel configuration: (LL), (LC) or (CL).

Surface: Take Off finishes, see p.108, section 1.

Edge: Take Off finishes, see p.108, section 2.

Base: Take Off finishes, see p.109, section 4.

Grommet: Specify the color of the grommet, White (G1) or Charcoal (G2) or "No Grommet" (NG) option, no charge, see p.62 to 64.

O Multi-Outlet: Option of 1-circuit multi-outlet (EC...) at left ...L, centered ...C and/or at right ...R, add \$213 each or option of standard multi-outlet (UC...) at left ...L, centered ...C and/or at right ...R, add \$213 each, see p.65.

Modesty: Option of 18" high (U18) or 9" high (U9) modesty panel, no charge, see p.67.

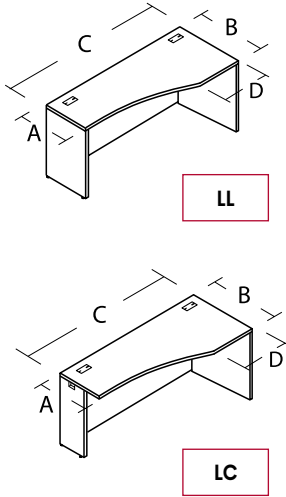
Tables raccord (cont'd)

Right connecting table, available with 2 full end panels (LL) or recessed / full end panels (CL).

Table 42" long has 1 central grommet included.

1-circuit or standard multi-outlet option available.

The (EC) option requires the use of the AC-ECFK power module (11 circuit system), refer to the Accessories price list.



				L Lima 1"		M Mike 1 1/2"					
Dimensions				Code	Price		Price		Spec.		
A	B	C	D		T.F.L.	H.P.L.	T.F.L.	H.P.L.	Cu.Ft.	lb (L)	lb (M)
24	36	72	24	TV24367224	685	910	755	993	9.8	149	182
24	36	66	24	TV24366624	664	861	725	938	9.2	141	171
24	36	60	24	TV24366024	616	814	694	882	8.6	132	159
18	30	72	21	TV18307221	630	832	707	905	8.6	129	157
18	30	72	18	TV18307218	630	832	707	905	8.6	129	157
18	30	66	21	TV18306621	613	791	681	858	8.1	122	147
18	30	66	18	TV18306618	613	791	681	858	8.1	122	147
18	30	60	21	TV18306021	595	751	656	811	7.6	114	137
18	30	60	18	TV18306018	595	751	656	811	7.6	114	137
18	30	48	21	TV18304821	539	677	608	734	6.6	98	117
18	30	48	18	TV18304818	539	677	608	734	6.6	98	117
18	24	42	18	TV18244218	470	593	547	635	5.4	80	93

S SPECIFY

T - Series - Code Legs - Surface / Edge - Base - Grommet - M-Outlet - Modesty

O OPTIONS

S Series: L or M see specifications p.58.

Code: Consult the above product code list.

End panels: Specify end panel configuration: (LL), (LC) or (CL).

Surface: Take Off finishes, see p.108, section 1.

Edge: Take Off finishes, see p.108, section 2.

Base: Take Off finishes, see p.109, section 4.

Grommet: Specify the color of the grommet, White (G1) or Charcoal (G2) or "No Grommet" (NG) option, no charge, see p.62 to 64.

O Multi-Outlet: Option of 1-circuit multi-outlet (EC...) at left ...L, centered ...C and/or at right ...R, add \$213 each or option of standard multi-outlet (UC...) at left ...L, centered ...C and/or at right ...R, add \$213 each, see p.65.

Modesty: Option of 18" high (U18) or 9" high (U9) modesty panel, no charge, see p.67.

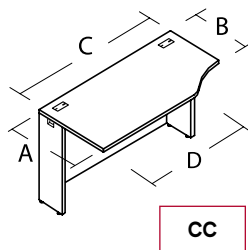
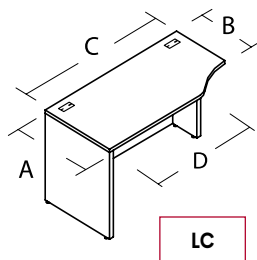
Dual depth tables

Left dual depth table, available with full / recessed end panels (**LC**) or 2 recessed end panels (**CC**).

Tables 42" and less in length have 1 central grommet included.

1-circuit or standard multi-outlet option available.

The (**EC**) option requires the use of the **AC-ECFK** power module (1-circuit system), refer to the Accessories price list.



Dimensions				Code	L Lima 1"		M Mike 1 1/2"		Spec.		
A	B	C	D		T.F.L.	H.P.L.	T.F.L.	H.P.L.	Cu.Ft.	lb (L)	lb (M)
30	24	72	55 1/2	TW302472	684	864	752	941	8.1	135	168
30	24	66	49 1/2	TW302466	652	825	721	892	7.6	126	157
30	24	60	43 1/2	TW302460	624	787	689	845	7.1	118	145
30	24	54	37 1/2	TW302454	595	751	673	814	6.6	109	134
30	24	48	31 1/2	TW302448	582	714	656	780	6.1	100	123
30	24	42	25 1/2	TW302442	531	672	614	722	5.6	92	111
30	24	36	19 1/2	TW302436	499	631	579	672	5.1	83	100
30	24	30	16	TW302430	493	598	562	640	4.6	75	88
30	24	24	10	TW302424	475	559	537	593	4.1	66	77
24	18	72	55 1/2	TW241872	607	788	710	859	6.5	117	144
24	18	66	49 1/2	TW241866	579	750	679	816	6.1	110	134
24	18	60	43 1/2	TW241860	552	713	662	788	5.7	102	124
24	18	54	37 1/2	TW241854	515	661	607	719	5.3	94	114
24	18	48	31 1/2	TW241848	476	609	551	651	4.9	87	104
24	18	42	25 1/2	TW241842	447	573	535	618	4.5	79	95
24	18	36	19 1/2	TW241836	421	540	528	607	4.1	72	85
24	18	30	16	TW241830	394	508	510	573	3.7	65	76
24	18	24	10	TW241824	380	475	490	536	3.3	57	66

S SPECIFY

Series Code Legs Surface Edge Base Grommet M-Outlet Modesty
 T - [] - [] [] - [] / [] - [] - [] - [] - []

O OPTIONS

- S Series:** L or M see specifications p.58.
- Code:** Consult the above product code list.
- End panels:** Specify end panel configuration: (**LC**) or (**CC**).
- Surface:** Take Off finishes, see p.108, section 1.
- Edge:** Take Off finishes, see p.108, section 2.
- Base:** Take Off finishes, see p.109, section 4.
- Grommet:** Specify the color of the grommet, White (**G1**) or Charcoal (**G2**) or "No Grommet" (**NG**) option, no charge, see p.62 to 64.
- O Multi-Outlet:** Option of 1-circuit multi-outlet (**EC...**) at left ...L, centered ...C and/or at right ...R, add \$213 each or option of standard multi-outlet (**UC...**) at left ...L, centered ...C and/or at right ...R, add \$213 each, see p.65. On tables 36" or less in length, only the centered multi-outlet (**ECC/UCC**) is available.
- Modesty:** Option of 18" high (**U18**) or 9" high (**U9**) modesty panel, no charge, see p.67.

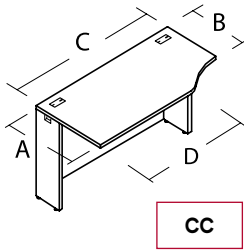
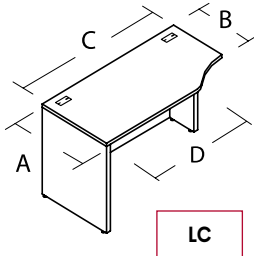
Dual depth tables (cont'd)

Left dual depth table, available with full / recessed end panels (**LC**) or 2 recessed end panels (**CC**).

Tables 42" and less in length have 1 central grommet included.

1-circuit or standard multi-outlet option available.

The (**EC**) option requires the use of the **AC-ECFK** power module (1-circuit system), refer to the Accessories price list.



					L Lima 1"			M Mike 1 1/2"			
Dimensions		Code			Price		Price		Spec.		
A	B	C	D		T.F.L.	H.P.L.	T.F.L.	H.P.L.	Cu.Ft.	lb (L)	lb (M)
21	18	72	61 1/4	TW211872	592	769	694	825	5.9	100	122
21	18	66	55 1/4	TW211866	563	734	674	794	5.6	98	118
21	18	60	49 1/4	TW211860	534	695	655	771	5.2	95	114
21	18	54	43 1/4	TW211854	498	642	603	700	4.9	87	101
21	18	48	37 1/4	TW211848	461	589	540	628	4.5	81	97
21	18	42	31 1/4	TW211842	430	552	528	605	4.2	74	88
21	18	36	25 1/4	TW211836	405	524	514	578	3.8	67	79
21	18	30	19 1/4	TW211830	383	493	496	545	3.4	60	70
21	18	24	13 1/4	TW211824	370	464	476	516	3.1	53	61

S SPECIFY

O OPTIONS

T - Series - Code Legs - Surface / Edge - Base - Grommet - M-Outlet - Modesty

S Series: L or M see specifications p.58.

Code: Consult the above product code list.

End panels: Specify end panel configuration: (**LC**) or (**CC**).

Surface: Take Off finishes, see p.108, section 1.

Edge: Take Off finishes, see p.108, section 2.

Base: Take Off finishes, see p.109, section 4.

Grommet: Specify the color of the grommet, White (**G1**) or Charcoal (**G2**) or "No Grommet" (**NG**) option, no charge, see p.62 to 64.

O **Multi-Outlet:** Option of 1-circuit multi-outlet (**EC...**) at left ...L, centered ...C and/or at right ...R, add \$213 each or option of standard multi-outlet (**UC...**) at left ...L, centered ...C and/or at right ...R, add \$213 each, see p.65. On tables 36" or less in length, only the centered multi-outlet (**ECC/UC**) is available.

Modesty: Option of 18" high (**U18**) or 9" high (**U9**) modesty panel, no charge, see p.67.

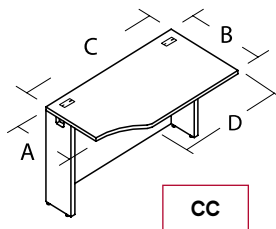
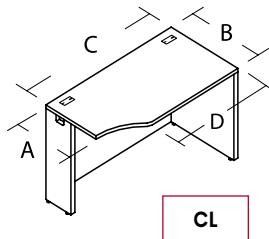
Dual depth tables (cont'd)

Right dual depth table, available with recessed / full end panels (CL) or 2 recessed end panels (CC).

Tables 42" and less in length have 1 central grommet included.

1-circuit or standard multi-outlet option available.

The (EC) option requires the use of the AC-ECFK power module (1-circuit system), refer to the Accessories price list.



				L Lima 1"		M Mike 1 1/2"					
Dimensions				Code	Price		Price		Spec.		
A	B	C	D		T.F.L.	H.P.L.	T.F.L.	H.P.L.	Cu.Ft.	Ib (L)	Ib (M)
24	30	72	55 1/2	TW243072	684	864	752	941	8.1	135	168
24	30	66	49 1/2	TW243066	652	825	721	892	7.6	126	157
24	30	60	43 1/2	TW243060	624	787	689	845	7.1	118	145
24	30	54	37 1/2	TW243054	595	751	673	814	6.6	109	134
24	30	48	31 1/2	TW243048	582	714	656	780	6.1	100	123
24	30	42	25 1/2	TW243042	531	672	614	722	5.6	92	111
24	30	36	19 1/2	TW243036	499	631	579	672	5.1	83	100
24	30	30	16	TW243030	493	598	562	640	4.6	75	88
24	30	24	10	TW243024	475	559	537	593	4.1	66	77
18	24	72	55 1/2	TW182472	607	788	710	859	6.5	117	144
18	24	66	49 1/2	TW182466	579	750	679	816	6.1	110	134
18	24	60	43 1/2	TW182460	552	713	662	788	5.7	102	124
18	24	54	37 1/2	TW182454	515	661	607	719	5.3	94	114
18	24	48	31 1/2	TW182448	476	609	551	651	4.9	87	104
18	24	42	25 1/2	TW182442	447	573	535	618	4.5	79	95
18	24	36	19 1/2	TW182436	421	540	528	607	4.1	72	85
18	24	30	16	TW182430	394	508	510	573	3.7	65	76
18	24	24	10	TW182424	380	475	490	536	3.3	57	66
18	21	72	61 1/4	TW182172	592	769	694	825	5.9	100	122
18	21	66	55 1/4	TW182166	563	734	674	794	5.6	98	118
18	21	60	49 1/4	TW182160	534	695	655	771	5.2	95	114
18	21	54	43 1/4	TW182154	498	642	603	700	4.9	87	101
18	21	48	37 1/4	TW182148	461	589	540	628	4.5	81	97
18	21	42	31 1/4	TW182142	430	552	528	605	4.2	74	88
18	21	36	25 1/4	TW182136	405	524	514	578	3.8	67	79
18	21	30	19 1/4	TW182130	383	493	496	545	3.4	60	70
18	21	24	13 1/4	TW182124	370	464	476	516	3.1	53	61

S SPECIFY

Series Code Legs Surface Edge Base Grommet M-Outlet Modesty
 T - - - / - - - - -

O OPTIONS

- S Series:** L or M [see specifications p.58](#).
- Code:** Consult the above product code list.
- End panels:** Specify end panel configuration: (CL) or (CC).
- Surface:** Take Off finishes, [see p.108, section 1](#).
- Edge:** Take Off finishes, [see p.108, section 2](#).
- Base:** Take Off finishes, [see p.109, section 4](#).
- Grommet:** Specify the color of the grommet, White (G1) or Charcoal (G2) or "No Grommet" (NG) option, no charge, [see p.62 to 64](#).
- O Multi-Outlet:** Option of 1-circuit multi-outlet (EC...) at left ...L, centered ...C and/or at right ...R, add \$213 each or option of standard multi-outlet (UC...) at left ...L, centered ...C and/or at right ...R, add \$213 each, [see p.65](#).
 On tables 36" or less in length, only the centered multi-outlet (ECC/UCC) is available.
- Modesty:** Option of 18" high (U18) or 9" high (U9) modesty panel, no charge, [see p.67](#).

90° corner tables

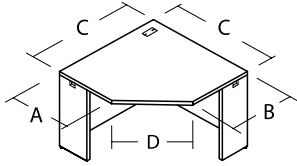
90° corner table with recessed end panels.

For corners **CS3042CC** and **CS2436CC**: the "D" dimension of 17" limits the keyboard choices.

Woodgrain is positioned at a 45° angle on these surfaces.

1-circuit or standard multi-outlet option available.

The **(EC)** option requires the use of the **AC-ECFK** power module (1-circuit system), refer to the Accessories price list.



				L Lima 1"		M Mike 1 1/2"					
Dimensions		Code		Price		Price		Spec.			
A	B	C	D		T.F.L.	H.P.L.	T.F.L.	H.P.L.	Cu.Ft.	lb (L)	lb (M)
30	30	48	25 1/2	CS3048CC	811	1044	979	1183	8.6	135	169
30	30	42	17	CS3042CC	744	949	916	1073	7.2	115	141
24	24	48	34	CS2448CC	781	1010	945	1148	8.6	131	163
24	24	42	25 1/2	CS2442CC	714	915	882	1038	7.2	112	137
24	24	36	17	CS2436CC	642	813	809	924	6.0	94	113
18	18	36	25 1/2	CS1836CC	609	781	776	890	6.0	91	109

S SPECIFY

T - - - / - - - - -

O OPTIONS

S Series: L or M [see specifications p.58.](#)

Code: Consult the above product code list.

Surface: Take Off finishes, [see p.108, section 1.](#)

Edge: Take Off finishes, [see p.108, section 2.](#)

Base: Take Off finishes, [see p.109, section 4.](#)

Grommet: Specify the color of the grommet, White (**G1**) or Charcoal (**G2**) or "No Grommet" (**NG**) option, no charge, [see p.62 to 64.](#)

O Multi-Outlet: Option of 1-circuit multi-outlet (**EC...**) at left ...L, centered ...C and/or at right ...R, add \$213 each or option of standard multi-outlet (**UC...**) at left ...L, centered ...C and/or at right ...R, add \$213 each, [see p.65.](#)

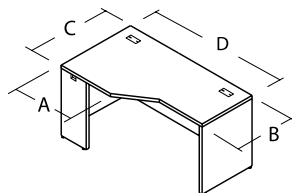
Modesty: Option of 18" high (**U18**) or 9" high (**U9**) modesty panel, no charge, [see p.67.](#)

Modesty panel option will be applied on both sides (sides with "C" and "D" dimensions).

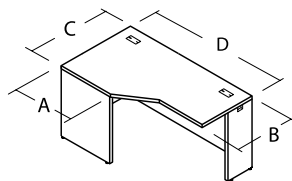
90° extended corner tables

90° right extended corner table with one recessed end panel and one full end-panel (CL/LC) or 2 recessed end panels (CC)
1-circuit or standard multi-outlet option available.

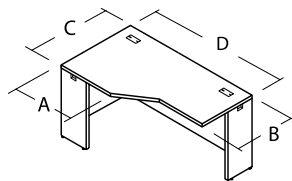
The (EC) option requires the use of the AC-ECFK power module (1-circuit system), refer to the Accessories price list.



CL



LC



CC

				L Lima 1"		M Mike 1 1/2"					
Dimensions				Code	Price		Price		Spec.		
A	B	C	D		T.F.L.	H.P.L.	T.F.L.	H.P.L.	Cu.Ft.	lb (L)	lb (M)
24	24	36	72	CS24243672	869	1120	1031	1260	11.8	151	185
24	24	36	66	CS24243666	842	1081	1009	1219	11.0	143	175
24	24	36	60	CS24243660	822	1033	978	1162	10.1	132	161
21	21	36	72	CS21213672	869	1120	1031	1260	11.8	144	175
21	21	36	66	CS21213666	842	1081	1009	1219	11.0	136	166
21	21	36	60	CS21213660	822	1033	978	1162	10.1	126	153

S SPECIFY

Series Code Legs Surface / Edge Base Grommet M-Outlet Modesty

O OPTIONS

S Series: L or M see specifications p.58.

Code: Consult the above product code list.

End panels: Specify end panel configuration: (CL), (LC) or (CC).

Surface: Take Off finishes, see p.108, section 1.

Edge: Take Off finishes, see p.108, section 2.

Base: Take Off finishes, see p.109, section 4.

Grommet: Specify the color of the grommet, White (G1) or Charcoal (G2) or "No Grommet" (NG) option, no charge, see p.62 to 64.

O Multi-Outlet: Option of 1-circuit multi-outlet (EC...) at left ...L, centered ...C and/or at right ...R, add \$213 each
or option of standard multi-outlet (UC...) at left ...L, centered ...C and/or at right ...R, add \$213 each, see p.65.

Modesty: Option of 18" high (U18) or 9" high (U9) modesty panel, no charge.

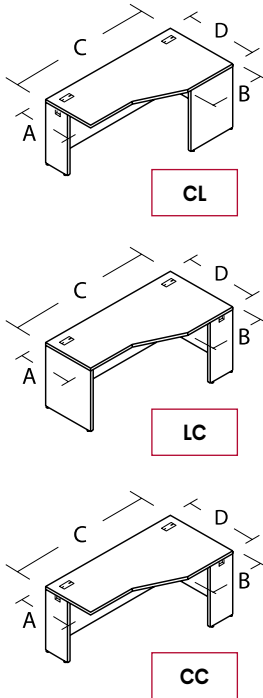
Modesty panel option will be applied on both sides (sides with "C" and "D" dimensions).

90° extended corner tables (cont'd)

90° left extended corner table with one recessed end panel and one full end-panel (CL/LC) or 2 recessed end panels (CC)

1-circuit or standard multi-outlet option available.

The (EC) option requires the use of the AC-ECFK power module (1-circuit system), refer to the Accessories price list.



				L Lima 1"		M Mike 1 1/2"					
Dimensions				Code	Price		Price		Spec.		
A	B	C	D		T.F.L.	H.P.L.	T.F.L.	H.P.L.	Cu.Ft.	lb (L)	lb (M)
24	24	72	36	CS24247236	869	1120	1031	1260	11.8	151	185
24	24	66	36	CS24246636	842	1081	1009	1219	11.0	143	175
24	24	60	36	CS24246036	822	1033	978	1162	10.1	132	161
21	21	72	36	CS21217236	869	1120	1031	1260	11.8	144	175
21	21	66	36	CS21216636	842	1081	1009	1219	11.0	136	166
21	21	60	36	CS21216036	822	1033	978	1162	10.1	126	153

S SPECIFY

Series Code Legs Surface Edge Base Grommet

T - - - / - - -

O OPTIONS

M-Outlet Modesty

-

S Series: L or M [see specifications p.58.](#)

Code: Consult the above product code list.

End panels: Specify end panel configuration: (CL), (LC) or (CC).

Surface: Take Off finishes, [see p.108, section 1.](#)

Edge: Take Off finishes, [see p.108, section 2.](#)

Base: Take Off finishes, [see p.109, section 4.](#)

Grommet: Specify the color of the grommet, White (G1) or Charcoal (G2) or "No Grommet" (NG) option, no charge, [see p.62 to 64.](#)

O Multi-Outlet: Option of 1-circuit multi-outlet (EC...) at left ...L, centered ...C and/or at right ...R, add \$213 each or option of standard multi-outlet (UC...) at left ...L, centered ...C and/or at right ...R, add \$213 each, [see p.65.](#)

Modesty: Option of 18" high (U18) or 9" high (U9) modesty panel, no charge.
Modesty panel option will be applied on both sides (sides with "C" and "D" dimensions).

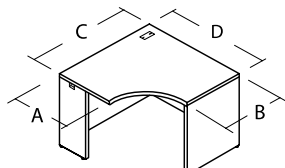
90° corner tables with curved interior access

90° corner table (curved int. access) with one recessed end panel and one full end-panel (**CL/LC**) or 2 recessed end panels (**CC**).

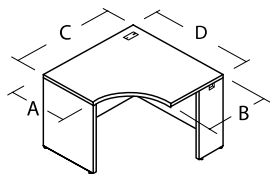
Woodgrain is positioned at a 45° angle on these surfaces.

1-circuit or standard multi-outlet option available.

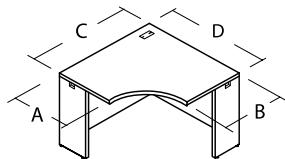
The (**EC**) option requires the use of the **AC-ECFK** power module (1-circuit system), refer to the Accessories price list.



CL



LC



CC

Dimensions				Code	L Lima 1"		M Mike 1 1/2"		Spec.		
A	B	C	D		T.F.L.	H.P.L.	T.F.L.	H.P.L.	Cu.Ft.	lb (L)	lb (M)
30	30	48	48	CO30304848	911	1219	1090	1353	9.8	146	178
30	24	48	48	CO30244848	899	1206	1047	1332	9.4	144	175
24	30	48	48	CO24304848	899	1206	1047	1332	9.8	142	172
24	24	48	48	CO24244848	886	1194	1004	1310	9.4	134	163
24	24	42	42	CO24244242	837	1096	939	1186	8.0	118	142
24	24	36	36	CO24243636	721	963	832	1068	6.8	102	124
18	18	36	36	CO18183636	672	878	787	950	6.8	92	107

S SPECIFY

Series Code Legs Surface / Edge Base Grommet M-Outlet Modesty

O OPTIONS

S Series: L or M see specifications p.58.

Code: Consult the above product code list.

End panels: Specify end panel configuration: (**CL**), (**LC**) or (**CC**).

Surface: Take Off finishes, see p.108, section 1.

Edge: Take Off finishes, see p.108, section 2.

Base: Take Off finishes, see p.109, section 4.

Grommet: Specify the color of the grommet, White (**G1**) or Charcoal (**G2**) or "No Grommet" (**NG**) option, no charge, see p.62 to 64.

O Multi-Outlet: Option of 1-circuit multi-outlet (**EC...**) at left ...L, centered ...C and/or at right ...R, add \$213 each or option of standard multi-outlet (**UC...**) at left ...L, centered ...C and/or at right ...R, add \$213 each, see p.65.

Modesty: Option of 18" high (**U18**) or 9" high (**U9**) modesty panel, no charge.

Modesty panel option will be applied on both sides (sides with "C" and "D" dimensions).

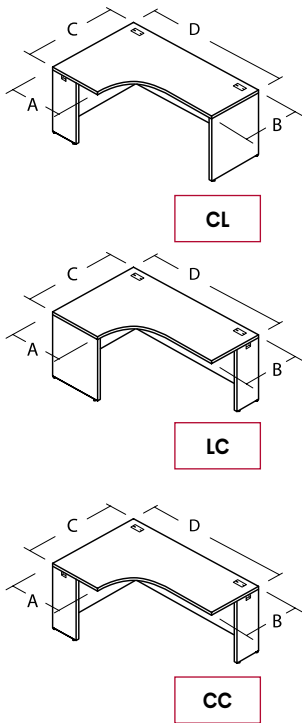
90° right extended corner tables with curved interior access

90° right extended corner table (curved interior access) with one recessed end panel and one full end-panel (CL/LC) or 2 recessed end panels (CC)

2 grommets are aligned on the side 60" or longer.

1-circuit or standard multi-outlet option available.

The (EC) option requires the use of the AC-ECFK power module (1-circuit system), refer to the Accessories price list.



				L Lima 1"		M Mike 1 1/2"					
Dimensions				Code	Price		Price		Spec.		
A	B	C	D		T.F.L.	H.P.L.	T.F.L.	H.P.L.	Cu.Ft.	lb (L)	lb (M)
30	30	48	84	CO30304884	1035	1438	—	1643	15.5	232	289
30	30	48	78	CO30304878	1009	1374	—	1569	14.5	218	270
30	30	48	72	CO30304872	983	1309	1187	1493	13.6	204	252
30	30	48	66	CO30304866	939	1236	1132	1412	12.6	184	228
30	30	48	60	CO30304860	895	1166	1077	1332	11.7	165	204
30	24	48	84	CO30244884	997	1387	—	1533	15.1	202	250
30	24	48	78	CO30244878	971	1322	—	1458	14.1	189	234
30	24	48	72	CO30244872	945	1258	1128	1383	13.2	173	214
30	24	48	66	CO30244866	901	1187	1047	1302	12.2	164	202
30	24	48	60	CO30244860	858	1117	967	1221	11.3	153	187
30	24	42	84	CO30244284	920	1287	—	1409	14.3	188	234
30	24	42	78	CO30244278	898	1231	—	1343	13.4	177	219
30	24	42	72	CO30244272	875	1175	1009	1277	12.5	165	204
30	24	42	66	CO30244266	840	1111	960	1206	11.6	156	192
30	24	42	60	CO30244260	806	1047	910	1134	10.7	144	175
30	24	42	48	CO30244248	718	933	839	1018	8.9	128	155

S SPECIFY

Series Code Legs Surface Edge Base Grommet M-Outlet Modesty

T - - - / - - - - -

O OPTIONS

S Series: L or M see specifications p.58.

Code: Consult the above product code list.

End panels: Specify end panel configuration: (CL), (LC) or (CC).

Surface: Take Off finishes, see p.108, section 1.

Edge: Take Off finishes, see p.108, section 2.

Base: Take Off finishes, see p.109, section 4.

Grommet: Specify the color of the grommet, White (G1) or Charcoal (G2) or "No Grommet" (NG) option, no charge, see p.62 to 64.

O Multi-Outlet: Option of 1-circuit multi-outlet (EC...) at left ...L, centered ...C and/or at right ...R, add \$213 each or option of standard multi-outlet (UC...) at left ...L, centered ...C and/or at right ...R, add \$213 each, see p.65.

Modesty: Option of 18" high (U18) or 9" high (U9) modesty panel, no charge, see p.67.
Modesty panel option will be applied on both sides (sides with "C" and "D" dimensions).

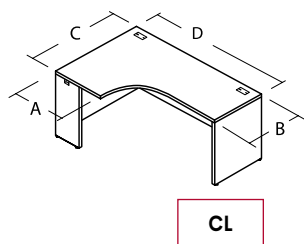
90° right extended corner tables with curved interior access (cont'd)

90° right extended corner table (curved interior access) with one recessed end panel and one full end-panel (CL/LC) or 2 recessed end panels (CC)

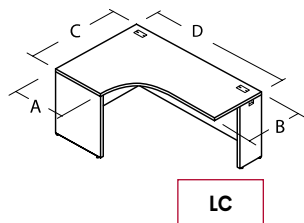
2 grommets are aligned on the side 60" or longer.

1-circuit or standard multi-outlet option available.

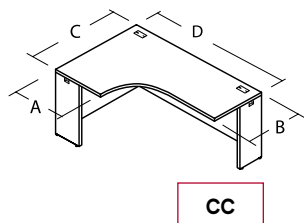
The (EC) option requires the use of the AC-ECFK power module (1-circuit system), refer to the Accessories price list.



CL



LC



CC

Dimensions				Code	L Lima 1"		M Mike 1 1/2"		Spec.		
A	B	C	D		T.F.L.	H.P.L.	T.F.L.	H.P.L.	Cu.Ft.	lb (L)	lb (M)
24	30	48	84	CO24304884	997	1387	—	1533	15.5	202	250
24	30	48	78	CO24304878	971	1322	—	1458	14.5	189	234
24	30	48	72	CO24304872	945	1258	1128	1383	13.6	173	214
24	30	48	66	CO24304866	901	1187	1047	1302	12.6	164	202
24	30	48	60	CO24304860	858	1117	967	1221	11.7	153	187
24	24	48	84	CO24244884	997	1387	—	1533	15.1	197	245
24	24	48	78	CO24244878	971	1322	—	1458	14.1	184	229
24	24	48	72	CO24244872	945	1258	1128	1383	13.2	168	209
24	24	48	66	CO24244866	901	1187	1047	1302	12.2	159	197
24	24	48	60	CO24244860	858	1117	967	1221	11.3	148	182
24	24	42	84	CO24244284	920	1287	—	1409	14.3	188	234
24	24	42	78	CO24244278	898	1231	—	1343	13.4	177	219
24	24	42	72	CO24244272	875	1175	1009	1277	12.5	165	204
24	24	42	66	CO24244266	840	1111	960	1206	11.6	156	192
24	24	42	60	CO24244260	806	1047	910	1134	10.7	144	175
24	24	42	48	CO24244248	718	933	839	1018	8.9	128	155

S SPECIFY

Series Code Legs Surface / Edge Base Grommet M-Outlet Modesty

O OPTIONS

S Series: L or M see specifications p.58.

Code: Consult the above product code list.

End panels: Specify end panel configuration: (CL), (LC) or (CC).

Surface: Take Off finishes, see p.108, section 1.

Edge: Take Off finishes, see p.108, section 2.

Base: Take Off finishes, see p.109, section 4.

Grommet: Specify the color of the grommet, White (G1) or Charcoal (G2) or "No Grommet" (NG) option, no charge, see p.62 to 64.

O Multi-Outlet: Option of 1-circuit multi-outlet (EC...) at left ...L, centered ...C and/or at right ...R, add \$213 each

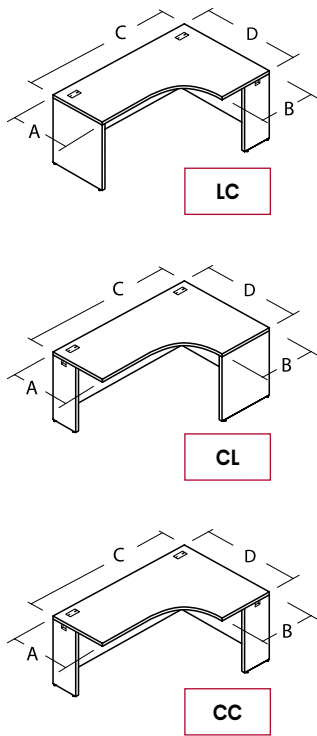
or option of standard multi-outlet (UC...) at left ...L, centered ...C and/or at right ...R, add \$213 each, see p.65.

Modesty: Option of 18" high (U18) or 9" high (U9) modesty panel, no charge, see p.67.

Modesty panel option will be applied on both sides (sides with "C" and "D" dimensions).

90° left extended corner tables with curved interior access

90° left extended corner table (curved interior access) with one recessed end panel and one full end-panel (CL/LC) or 2 recessed end panels (CC).
 2 grommets are aligned on the side 60" or longer.
 1-circuit or standard multi-outlet option available.
 The (EC) option requires the use of the AC-ECFK power module (1-circuit system), refer to the Accessories price list.



				L Lima 1"		M Mike 1 1/2"					
Dimensions				Code	Price		Price		Spec.		
A	B	C	D		T.F.L.	H.P.L.	T.F.L.	H.P.L.	Cu.Ft.	lb (L)	lb (M)
30	30	84	48	CO30308448	1035	1438	—	1643	15.5	232	289
30	30	78	48	CO30307848	1009	1374	—	1569	14.5	218	270
30	30	72	48	CO30307248	983	1309	1187	1493	13.6	204	252
30	30	66	48	CO30306648	939	1236	1132	1412	12.6	184	228
30	30	60	48	CO30306048	895	1166	1077	1332	11.7	165	204
30	24	84	48	CO30248448	997	1387	—	1533	15.1	202	250
30	24	78	48	CO30247848	971	1322	—	1458	14.1	189	234
30	24	72	48	CO30247248	945	1258	1128	1383	13.2	173	214
30	24	66	48	CO30246648	901	1187	1047	1302	12.2	164	202
30	24	60	48	CO30246048	858	1117	967	1221	11.3	153	187
24	30	84	48	CO24308448	997	1387	—	1533	15.5	202	250
24	30	84	42	CO24308442	920	1287	—	1409	14.7	188	234
24	30	78	48	CO24307848	971	1322	—	1458	14.5	189	234
24	30	78	42	CO24307842	898	1231	—	1343	13.8	177	219
24	30	72	48	CO24307248	945	1258	1128	1383	13.6	173	214
24	30	72	42	CO24307242	875	1175	1009	1277	12.9	177	219
24	30	66	48	CO24306648	901	1187	1047	1302	12.6	164	202
24	30	66	42	CO24306642	840	1111	960	1206	12.0	156	192
24	30	60	48	CO24306048	858	1117	967	1221	11.7	153	187
24	30	60	42	CO24306042	806	1047	910	1134	11.1	144	175
24	30	48	42	CO24304842	718	933	839	1018	9.3	128	155

S SPECIFY

Series Code Legs Surface Edge Base Grommet M-Outlet Modesty

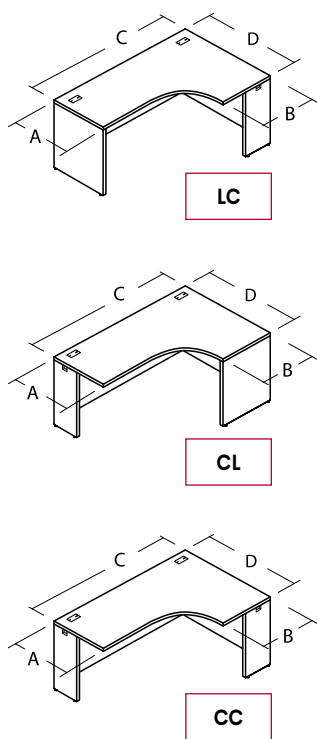
T - - - / - - - -

O OPTIONS

S Series: L or M [see specifications p.58.](#)
Code: Consult the above product code list.
End panels: Specify end panel configuration: (CL), (LC) or (CC).
Surface: Take Off finishes, [see p.108, section 1.](#)
Edge: Take Off finishes, [see p.108, section 2.](#)
Base: Take Off finishes, [see p.109, section 4.](#)
Grommet: Specify the color of the grommet, White (G1) or Charcoal (G2) or "No Grommet" (NG) option, no charge, [see p.62 to 64.](#)
O Multi-Outlet: Option of 1-circuit multi-outlet (EC...) at left ...L, centered ...C and/or at right ...R, add \$213 each
 or option of standard multi-outlet (UC...) at left ...L, centered ...C and/or at right ...R, add \$213 each, [see p.65.](#)
Modesty: Option of 18" high (U18) or 9" high (U9) modesty panel, no charge, [see p.67.](#)
 Modesty panel option will be applied on both sides (sides with "C" and "D" dimensions).

90° left extended corner tables with curved interior access (cont'd)

90° left extended corner table (curved interior access) with one recessed end panel and one full end-panel (**CL/LC**) or 2 recessed end panels (**CC**).
 2 grommets are aligned on the side 60" or longer.
 1-circuit or standard multi-outlet option available.
 The (**EC**) option requires the use of the **AC-ECFK** power module (1-circuit system), refer to the Accessories price list.



				L Lima 1"		M Mike 1 1/2"					
Dimensions				Code	Price		Price		Spec.		
A	B	C	D		T.F.L.	H.P.L.	T.F.L.	H.P.L.	Cu.Ft.	lb (L)	lb (M)
24	24	84	48	CO24248448	997	1387	—	1533	15.1	197	245
24	24	84	42	CO24248442	920	1287	—	1409	14.3	188	234
24	24	78	48	CO24247848	971	1322	—	1458	14.1	184	229
24	24	78	42	CO24247842	898	1231	—	1343	13.4	177	219
24	24	72	48	CO24247248	945	1258	1128	1383	13.2	168	209
24	24	72	42	CO24247242	875	1175	1009	1277	12.5	165	204
24	24	66	48	CO24246648	901	1187	1047	1302	12.2	159	197
24	24	66	42	CO24246642	840	1111	960	1206	11.6	156	192
24	24	60	48	CO24246048	858	1117	967	1221	11.3	148	182
24	24	60	42	CO24246042	806	1047	910	1134	10.7	144	175
24	24	48	42	CO24244842	718	933	839	1018	8.9	128	155

S SPECIFY

Series Code Legs Surface / Edge Base Grommet M-Outlet Modesty

O OPTIONS

- S Series:** L or M see specifications p.58.
- Code:** Consult the above product code list.
- End panels:** Specify end panel configuration: (**CL**), (**LC**) or (**CC**).
- Surface:** Take Off finishes, see p.108, section 1.
- Edge:** Take Off finishes, see p.108, section 2.
- Base:** Take Off finishes, see p.109, section 4.
- Grommet:** Specify the color of the grommet, White (**G1**) or Charcoal (**G2**) or "No Grommet" (**NG**) option, no charge, see p.62 to 64.
- O Multi-Outlet:** Option of 1-circuit multi-outlet (**EC...**) at left ...L, centered ...C and/or at right ...R, add \$213 each or option of standard multi-outlet (**UC...**) at left ...L, centered ...C and/or at right ...R, add \$213 each, see p.65.
- Modesty:** Option of 18" high (**U18**) or 9" high (**U9**) modesty panel, no charge, see p.67.
 Modesty panel option will be applied on both sides (sides with "C" and "D" dimensions).

90° extended corner tables with ergonomic interior access

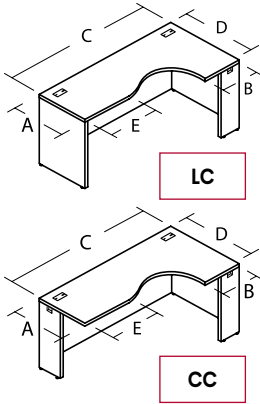
90° left extended corner table (ergonomic interior access) with full / recessed end panels (**LC**) or 2 recessed end panels (**CC**).

2 grommets are aligned on the side 60" or longer.

Allow 16" minimum ("E" dimension) for installation of a pedestal.

1-circuit or standard multi-outlet option available.

The (**EC**) option requires the use of the **AC-ECFK** power module (1-circuit system), refer to the Accessories price list.



					L Lima 1"		M Mike 1 1/2"					
Dimensions		Code			Price		Price		Spec.			
A	B	C	D	E	T.F.L.	H.P.L.	T.F.L.	H.P.L.	Cu.Ft.	lb (L)	lb (M)	
24	18	72	36	22	CE24187236	869	1120	1031	1260	11.8	144	173
24	18	66	36	16	CE24186636	842	1081	1009	1219	11.0	136	164
24	18	60	36	16	CE24186036	822	1033	978	1162	10.1	126	151

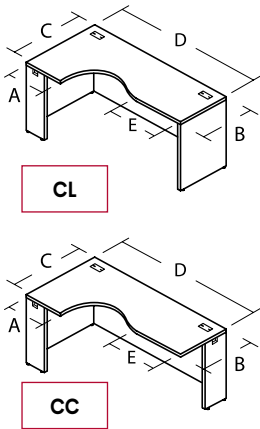
90° left extended corner table (ergonomic interior access) with recessed / full end panels (**CL**) or 2 recessed end panels (**CC**).

2 grommets are aligned on the side 60" or longer.

Allow 16" minimum ("E" dimension) for installation of a pedestal.

1-circuit or standard multi-outlet option available.

The (**EC**) option requires the use of the **AC-ECFK** power module (1-circuit system), refer to the Accessories price list.



					L Lima 1"		M Mike 1 1/2"					
Dimensions		Code			Price		Price		Spec.			
A	B	C	D	E	T.F.L.	H.P.L.	T.F.L.	H.P.L.	Cu.Ft.	lb (L)	lb (M)	
18	24	36	72	22	CE18243672	869	1120	1031	1260	11.8	144	173
18	24	36	66	16	CE18243666	842	1081	1009	1219	11.0	136	164
18	24	36	60	16	CE18243660	822	1033	978	1162	10.1	126	151

S SPECIFY

Series Code Legs Surface Edge Base Grommet M-Outlet Modesty
 T - - - / - - - - -

O OPTIONS

S Series: L or M see specifications p.58.

Code: Consult the above product code list.

End panels: Specify end panel configuration: (**CL**), (**LC**) or (**CC**).

Surface: Take Off finishes, see p.108, section 1.

Edge: Take Off finishes, see p.108, section 2.

Base: Take Off finishes, see p.109, section 4.

Grommet: Specify the color of the grommet, White (**G1**) or Charcoal (**G2**) or "No Grommet" (**NG**) option, no charge, see p.62 to 64.

O Multi-Outlet: Option of 1-circuit multi-outlet (**EC...**) at left ...L, centered ...C and/or at right ...R, add \$213 each

or option of standard multi-outlet (**UC...**) at left ...L, centered ...C and/or at right ...R, add \$213 each, see p.65.

Modesty: Option of 18" high (**U18**) or 9" high (**U9**) modesty panel, no charge, see p.67.

Modesty panel option will be applied on both sides (sides with "C" and "D" dimensions).

"D" shaped tables with modesty panel (tubular leg)

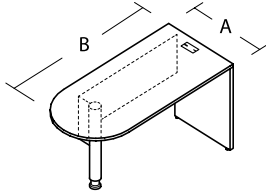
"D" shaped table with reversible modesty panel.

Telescopic metal leg, 4" diameter.

Modesty panel is always 12" H.

1-circuit or standard multi-outlet option available.

The (EC) option requires the use of the AC-ECFK power module (1-circuit system), refer to the Accessories price list.



Dimensions		Code	L Lima 1"		M Mike 1 1/2"		Spec.		
A	B		T.F.L.	H.P.L.	T.F.L.	H.P.L.	Cu.Ft.	lb (L)	lb (M)
36	84	DM3684A	875	1159	—	1368	10.4	134	179
36	78	DM3678A	858	1117	—	1316	9.8	127	169
36	72	DM3672A	835	1069	1042	1267	9.3	119	158
36	66	DM3666A	812	1026	1014	1214	8.7	114	150
30	84	DM3084A	818	1056	—	1250	9.1	115	153
30	78	DM3078A	805	1020	—	1206	8.7	110	144
30	72	DM3072A	788	1005	1004	1191	8.2	102	135
30	66	DM3066A	773	969	981	1147	7.7	96	126
30	60	DM3060A	751	948	954	1110	7.3	90	117
30	48	DM3048A	713	890	911	1036	6.4	77	99

S SPECIFY

O OPTION

T - Series - Code - Surface / Edge - Base - Metal - Grommet - M-Outlet

S Series: L or M see specifications p.58.

Code: Consult the above product code list.

Surface: Take Off finishes, see p.108, section 1.

Edge: Take Off finishes, see p.108, section 2.

Base: Take Off finishes, see p.109, section 4.

Metal leg: Specify the finish: Black (3067), Charcoal (3064), Silver (3090) or Polar White (3002).

Grommet: Specify the color of the grommet, White (G1) or Charcoal (G2) or "No Grommet" (NG) option, no charge, see p.62 to 64.

O Multi-Outlet: Option of 1-circuit multi-outlet, centered (ECC), or option of standard multi-outlet, centered (UCC), add \$213 each, see p.65.

"D" shaped tables with "T" end panel (tubular leg)

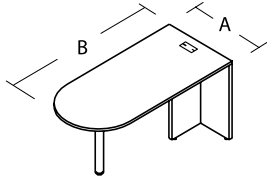
"D" shaped table with "T" end panel.

Adjustable tubular metal leg, 2 1/2" diameter.

No modesty panel is available on this table, privacy screen can be ordered separately, [see p.F02](#).

1-circuit or standard multi-outlet option available.

The (EC) option requires the use of the AC-ECFK power module (1-circuit system), refer to the Accessories price list.



Dimensions		Code	L Lima 1"		M Mike 1 1/2"		Spec.		
A	B		T.F.L.	H.P.L.	T.F.L.	H.P.L.	Cu.Ft.	lb (L)	lb (M)
36	78	DT3678B	688	948	—	1148	7.1	115	115
36	72	DT3672B	671	904	878	1101	6.8	109	109
36	60	DT3660B	625	831	842	1016	6.2	104	104
30	84	DT3084B	671	904	—	1101	6.2	107	107
30	78	DT3078B	639	867	—	1054	6.0	102	102
30	72	DT3072B	625	831	842	1016	5.7	98	98
30	66	DT3066B	608	809	816	988	5.4	93	93
30	60	DT3060B	590	783	793	945	5.2	88	88
30	54	DT3054B	575	770	773	916	4.9	83	83
30	48	DT3048B	561	734	760	879	4.6	78	78
30	42	DT3042B	546	697	710	795	4.3	73	73
24	72	DT2472B	523	705	771	843	4.7	81	81
24	66	DT2466B	509	675	750	809	4.4	77	77
24	60	DT2460B	496	686	737	788	4.2	73	73
24	48	DT2448B	483	652	718	773	3.8	65	65

S SPECIFY

O OPTION

T - - - / - - - - -

S Series: L or M [see specifications p.58](#).

Code: Consult the above product code list.

Surface: Take Off finishes, [see p.108, section 1](#).

Edge: Take Off finishes, [see p.108, section 2](#).

Base: Take Off finishes, [see p.109, section 4](#).

Metal leg: Specify the finish: Black (3067), Charcoal (3064), Silver (3090) or Polar White (3002).

Grommet: Specify the color of the grommet, White (G1) or Charcoal (G2) or "No Grommet" (NG) option, no charge, [see p.62 to 64](#).

O Multi-Outlet: Option of 1-circuit multi-outlet, centered (ECC), or option of standard multi-outlet, centered (UCC), add \$213 each, [see p.65](#).

"D" shaped tables with "T" end panel (tubular legs with base plate)

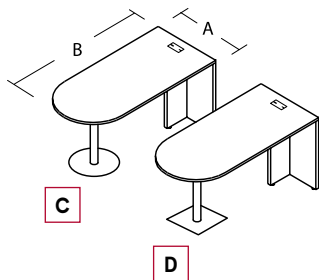
"D" shaped table with "T" end panel and telescopic metal leg with base plate.

2 choices of 4" tubular legs: with round or square base plate.

No modesty panel is available on this table, privacy screen can be ordered separately, [see p.F02](#).

1-circuit or standard multi-outlet option available.

The (EC) option requires the use of the AC-ECFK power module (1-circuit system), refer to the Accessories price list.



		L Lima 1"		M Mike 1 1/2"						
Dimensions		Code		Price		Price		Spec.		
A	B	Round base	Square base	T.F.L.	H.P.L.	T.F.L.	H.P.L.	Cu.Ft.	lb (L)	lb (M)
36	78	DT3678C	DT3678D	767	1027	—	1228	12.1	121	163
36	72	DT3672C	DT3672D	750	983	957	1180	11.8	115	148
36	60	DT3660C	DT3660D	704	910	921	1096	11.2	110	146
30	84	DT3084C	DT3084D	750	983	—	1181	11.2	113	148
30	78	DT3078C	DT3078D	718	946	—	1133	11.0	108	142
30	72	DT3072C	DT3072D	704	910	921	1096	10.7	104	136
30	66	DT3066C	DT3066D	688	888	895	1067	10.4	99	129
30	60	DT3060C	DT3060D	669	862	872	1024	10.2	94	121
30	54	DT3054C	DT3054D	655	849	853	996	9.9	89	114
30	48	DT3048C	DT3048D	640	813	839	958	9.6	84	105
24	72	DT2472C	DT2472D	602	784	850	922	9.7	87	113
24	66	DT2466C	DT2466D	589	755	829	888	9.4	83	108
24	60	DT2460C	DT2460D	575	766	816	867	9.2	79	101
24	48	DT2448C	DT2448D	562	732	798	853	8.8	71	88

S SPECIFY

O OPTION

T - - - / - - - -

S Series: L or M [see specifications p.58](#).

Code: Consult the above product code list.

Surface: Take Off finishes, [see p.108, section 1](#).

Edge: Take Off finishes, [see p.108, section 2](#).

Base: Take Off finishes, [see p.109, section 4](#).

Metal leg: Specify the finish: Black (3067), Charcoal (3064), Silver (3090) or Polar White (3002).

Grommet: Specify the color of the grommet, White (G1) or Charcoal (G2) or "No Grommet" (NG) option, no charge, [see p.62 to 64](#).

O Multi-Outlet: Option of 1-circuit multi-outlet, centered (ECC), or option of standard multi-outlet, centered (UCC), add \$213 each, [see p.65](#).

"D" shaped tables - surface supported (tubular leg)

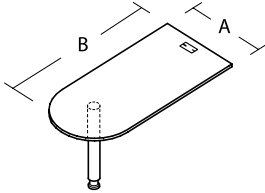
"D" shaped table, surface supported.

Telescopic metal leg, 4" diameter.

No modesty panel is available on this table, privacy screen can be ordered separately, [see p.F02](#).

1-circuit or standard multi-outlet option available.

The (EC) option requires the use of the AC-ECFK power module (1-circuit system), refer to the Accessories price list.



Dimensions		Code	L Lima 1"		M Mike 1 1/2"		Spec.		
A	B		T.F.L.	H.P.L.	T.F.L.	H.P.L.	Cu.Ft.	lb (L)	lb (M)
36	72	DS3672A	604	809	809	983	4.5	76	115
36	60	DS3660A	565	761	769	915	3.9	70	107
30	72	DS3072A	565	761	769	915	3.9	64	97
30	66	DS3066A	550	741	751	884	3.6	59	89
30	60	DS3060A	535	716	735	856	3.4	54	81
30	54	DS3054A	520	706	715	818	3.1	49	74
30	48	DS3048A	505	669	694	774	2.8	44	66
30	42	DS3042A	491	633	675	732	2.6	39	59
30	36	DS3036A	476	605	660	710	2.3	35	52
30	30	DS3030A	462	578	649	671	2.0	30	44
24	72	DS2472A	515	714	763	851	3.3	52	78
24	66	DS2466A	503	684	744	816	3.1	48	73
24	60	DS2460A	493	677	724	795	2.8	44	66
24	54	DS2454A	481	646	705	760	2.6	40	60
24	48	DS2448A	462	640	688	746	2.4	36	53
24	42	DS2442A	454	619	672	722	2.2	32	47
24	36	DS2436A	444	598	656	699	2.0	28	41
24	30	DS2430A	433	570	638	663	1.8	24	35

S SPECIFY

O OPTION

T - Series - Code - Surface / Edge - Metal - Grommet - M-Outlet

S Series: L or M [see specifications p.58](#).

Code: Consult the above product code list.

Surface: Take Off finishes, [see p.108, section 1](#).

Edge: Take Off finishes, [see p.108, section 2](#).

Metal leg: Specify the finish: Black (3067), Charcoal (3064), Silver (3090) or Polar White (3002).

Grommet: Specify the color of the grommet, White (G1) or Charcoal (G2) or "No Grommet" (NG) option, no charge, [see p.62 to 64](#).

O Multi-Outlet: Option of 1-circuit multi-outlet, centered (ECC), or option of standard multi-outlet, centered (UCC), add \$213 each, [see p.65](#).

"D" shaped tables - surface supported (tubular leg with base plate)

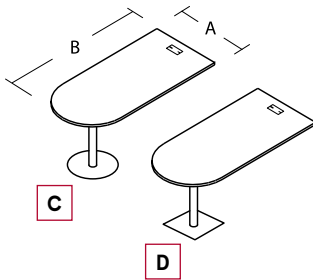
"D" shaped table, supported by adjacent freestanding furniture.

2 choices of 4" tubular legs: with round or square base plate.

No modesty panel is available on this table, privacy screen can be ordered separately, [see p.F02](#).

1-circuit or standard multi-outlet option available.

The (EC) option requires the use of the AC-ECFK power module (1-circuit system), refer to the Accessories price list.



				L Lima 1"		M Mike 1 1/2"				
Dimensions		Code		Price		Price		Spec.		
A	B	Round base	Square base	T.F.L.	H.P.L.	T.F.L.	H.P.L.	Cu.Ft.	lb (L)	lb (M)
36	72	DS3672C	DS3672D	627	832	832	1007	9.5	82	121
36	60	DS3660C	DS3660D	589	784	792	939	8.9	76	113
30	72	DS3072C	DS3072D	589	784	792	939	8.9	70	103
30	66	DS3066C	DS3066D	573	765	774	908	8.6	65	95
30	60	DS3060C	DS3060D	558	739	758	879	8.4	60	87
30	54	DS3054C	DS3054D	543	729	738	842	8.1	55	80
30	48	DS3048C	DS3048D	528	692	717	798	7.8	50	72
24	72	DS2472C	DS2472D	538	737	787	875	8.3	58	84
24	66	DS2466C	DS2466D	526	707	767	839	8.1	54	79
24	60	DS2460C	DS2460D	516	700	747	818	7.8	50	72
24	54	DS2454C	DS2454D	504	669	728	783	7.6	46	66
24	48	DS2448C	DS2448D	485	663	711	769	7.4	42	59

S SPECIFY

O OPTION

Series Code Surface Edge Metal Grommet M-Outlet
 T - - - / - - -

S Series: L or M [see specifications p.58](#).

Code: Consult the above product code list.

Surface: Take Off finishes, [see p.108, section 1](#).

Edge: Take Off finishes, [see p.108, section 2](#).

Metal leg: Specify the finish: Black (3067), Charcoal (3064), Silver (3090) or Polar White (3002).

Grommet: Specify the color of the grommet, White (G1) or Charcoal (G2) or "No Grommet" (NG) option, no charge, [see p.62 to 64](#).

O Multi-Outlet: Option of 1-circuit multi-outlet, centered (ECC), or option of standard multi-outlet, centered (UCC), add \$213 each, [see p.65](#).

"D" shaped arched or rectangular tables with modesty panel (tubular leg)

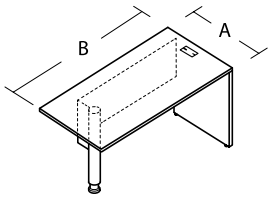
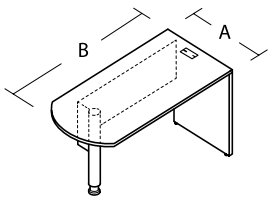
"D" shaped table (arched or rectangular) with reversible modesty panel.

Telescopic metal leg, 4" diameter.

Modesty panel is always 12" H.

1-circuit or standard multi-outlet option available.

The (EC) option requires the use of the AC-ECFK power module (1-circuit system), refer to the Accessories price list.



		L Lima 1"		M Mike 1 1/2"					
Dimensions		Code	Price		Price		Spec.		
A	B		T.F.L.	H.P.L.	T.F.L.	H.P.L.	Cu.Ft.	lb (L)	lb (M)
ARCHED									
36	84	DMA3684A	875	1159	—	1368	10.4	134	179
36	78	DMA3678A	858	1117	—	1316	9.8	127	169
36	72	DMA3672A	835	1069	1042	1267	9.3	119	158
36	66	DMA3666A	812	1026	1014	1214	8.7	114	150
30	84	DMA3084A	818	1056	—	1250	8.1	115	153
30	78	DMA3078A	805	1020	—	1206	8.7	110	144
30	72	DMA3072A	788	1005	1004	1191	8.2	102	135
30	66	DMA3066A	773	969	981	1147	7.7	96	126
30	60	DMA3060A	751	948	954	1110	7.3	89	117
30	48	DMA3048A	713	890	911	1036	6.4	77	99
RECTANGULAR									
36	84	DMi3684A	853	1137	—	1346	10.4	134	179
36	78	DMi3678A	836	1095	—	1294	9.8	127	169
36	72	DMi3672A	813	1047	1020	1245	9.3	119	158
36	66	DMi3666A	790	1004	992	1192	8.7	114	150
30	84	DMi3084A	796	1034	—	1228	8.1	115	153
30	78	DMi3078A	783	998	—	1184	8.7	110	144
30	72	DMi3072A	766	983	982	1169	8.2	102	135
30	66	DMi3066A	751	947	959	1125	7.7	96	126
30	60	DMi3060A	729	926	932	1088	7.3	89	117
30	48	DMi3048A	691	868	889	1014	6.4	77	99

S SPECIFY

Series Code Surface Edge Base Metal Grommet M-Outlet

T - - - / - - - -

O OPTION

S Series: L or M see specifications p.58.
Code: Consult the above product code list.
Surface: Take Off finishes, see p.108, section 1.
Edge: Take Off finishes, see p.108, section 2.
Base: Take Off finishes, see p.109, section 4.
Metal leg: Specify the finish: Black (3067), Charcoal (3064), Silver (3090) or Polar White (3002).
Grommet: Specify the color of the grommet, White (G1) or Charcoal (G2) or "No Grommet" (NG) option, no charge, see p.62 to 64.
 Multi-Outlet: Option of 1-circuit multi-outlet, centered (ECC), or option of standard multi-outlet, centered (UCC), add \$213 each, see p.65.

"D" shaped arched tables with "T" end panel (tubular leg)

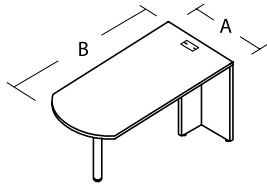
"D" shaped table (arched) with "T" end panel.

Adjustable tubular metal leg, 2 1/2" diameter.

No modesty panel is available on this table, privacy screen can be ordered separately, [see p.F02](#).

1-circuit or standard multi-outlet option available.

The (EC) option requires the use of the AC-ECFK power module (1-circuit system), refer to the Accessories price list.



Dimensions		Code	L Lima 1"		M Mike 1 1/2"		Spec.		
A	B		T.F.L.	H.P.L.	T.F.L.	H.P.L.	Cu.Ft.	lb (L)	lb (M)
ARCHED									
36	78	DTA3678B	688	948	—	1148	7.1	115	157
36	72	DTA3672B	671	904	878	1101	6.8	108	141
36	60	DTA3660B	625	831	842	1016	6.2	104	140
30	84	DTA3084B	671	904	—	1101	6.2	107	142
30	78	DTA3078B	639	867	—	1054	6.0	102	136
30	72	DTA3072B	625	831	842	1016	5.7	98	130
30	66	DTA3066B	608	809	816	988	5.4	93	123
30	60	DTA3060B	590	783	793	945	5.2	88	115
30	54	DTA3054B	575	770	773	916	4.9	83	108
30	48	DTA3048B	561	734	760	879	4.6	78	99
24	72	DTA2472B	523	705	771	843	4.7	81	107
24	66	DTA2466B	509	675	750	809	4.4	77	102
24	60	DTA2460B	496	686	737	788	4.2	73	95
24	48	DTA2448B	483	652	718	773	3.8	65	82

S SPECIFY

O OPTION

T - - - / - - - - -

S Series: L or M [see specifications p.58](#).

Code: Consult the above product code list.

Surface: Take Off finishes, [see p.108, section 1](#).

Edge: Take Off finishes, [see p.108, section 2](#).

Base: Take Off finishes, [see p.109, section 4](#).

Metal leg: Specify the finish: Black (3067), Charcoal (3064), Silver (3090) or Polar White (3002).

Grommet: Specify the color of the grommet, White (G1) or Charcoal (G2) or "No Grommet" (NG) option, no charge, [see p.62 to 64](#).

O Multi-Outlet: Option of 1-circuit multi-outlet, centered (ECC), or option of standard multi-outlet, centered (UCC), add \$213 each, [see p.65](#).

"D" shaped rectangular tables with "T" end panel (tubular leg)

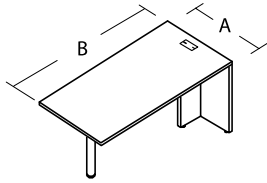
"D" shaped table (rectangular) with "T" end panel.

Adjustable tubular metal leg, 2 1/2" diameter.

No modesty panel is available on this table, privacy screen can be ordered separately, [see p.F02](#).

1-circuit or standard multi-outlet option available.

The (EC) option requires the use of the AC-ECFK power module (1-circuit system), refer to the Accessories price list.



		L Lima 1"		M Mike 1 1/2"					
Dimensions		Code	Price		Price		Spec.		
A	B		T.F.L.	H.P.L.	T.F.L.	H.P.L.	Cu.Ft.	lb (L)	lb (M)
RECTANGULAR									
36	78	DTi3678B	666	926	—	1126	7.1	115	157
36	72	DTi3672B	649	882	856	1079	6.8	108	141
36	60	DTi3660B	603	809	820	994	6.2	104	140
30	84	DTi3084B	649	882	—	1079	6.2	107	142
30	78	DTi3078B	617	845	—	1032	6.0	102	136
30	72	DTi3072B	603	809	820	994	5.7	98	130
30	66	DTi3066B	586	787	794	966	5.4	93	123
30	60	DTi3060B	568	761	771	923	5.2	88	115
30	54	DTi3054B	553	748	751	894	4.9	83	108
30	48	DTi3048B	539	712	738	857	4.6	78	99
24	72	DTi2472B	501	683	749	821	4.7	81	107
24	66	DTi2466B	487	653	728	787	4.4	77	102
24	60	DTi2460B	474	664	715	766	4.2	73	95
24	48	DTi2448B	461	630	696	751	3.8	65	82

S SPECIFY

O OPTION

T - - - / - - - - -

S Series: L or M [see specifications p.58](#).

Code: Consult the above product code list.

Surface: Take Off finishes, [see p.108, section 1](#).

Edge: Take Off finishes, [see p.108, section 2](#).

Base: Take Off finishes, [see p.109, section 4](#).

Metal leg: Specify the finish: Black (3067), Charcoal (3064), Silver (3090) or Polar White (3002).

Grommet: Specify the color of the grommet, White (G1) or Charcoal (G2) or "No Grommet" (NG) option, no charge, [see p.62 to 64](#).

O Multi-Outlet: Option of 1-circuit multi-outlet, centered (ECC), or option of standard multi-outlet, centered (UCC), add \$213 each, [see p.65](#).

"D" shaped arched tables with "T" end panel (tubular legs with base plate)

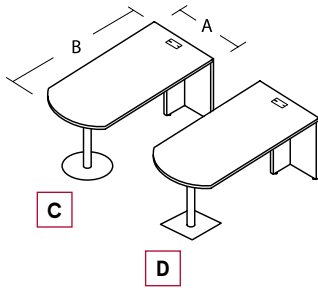
"D" shaped table (arched) with "T" end panel and telescopic metal leg with base.

2 choices of 4" tubular legs: with round or square base.

No modesty panel is available on this table, privacy screen can be ordered separately, [see p.F02](#).

1-circuit or standard multi-outlet option available.

The (EC) option requires the use of the AC-ECFK power module (1-circuit system), refer to the Accessories price list.



Dimensions		Code		L Lima 1"		M Mike 1 1/2"		Spec.		
A	B	Round base	Square base	T.F.L.	H.P.L.	T.F.L.	H.P.L.	Cu.Ft.	lb (L)	lb (M)
ARCHED										
36	78	DTA3678C	DTA3678D	767	1027	—	1228	12.1	121	163
36	72	DTA3672C	DTA3672D	750	983	957	1180	11.8	114	147
36	60	DTA3660C	DTA3660D	704	910	921	1096	11.2	110	146
30	84	DTA3084C	DTA3084D	750	983	—	1180	11.2	113	148
30	78	DTA3078C	DTA3078D	718	946	—	1133	11.0	108	142
30	72	DTA3072C	DTA3072D	704	910	921	1096	10.7	104	136
30	66	DTA3066C	DTA3066D	688	888	895	1067	10.4	99	129
30	60	DTA3060C	DTA3060D	669	862	872	1024	10.2	94	121
30	54	DTA3054C	DTA3054D	655	849	853	996	9.9	89	114
30	48	DTA3048C	DTA3048D	640	813	839	958	9.6	84	105
24	72	DTA2472C	DTA2472D	602	784	850	922	9.7	87	113
24	66	DTA2466C	DTA2466D	589	755	829	888	9.4	83	108
24	60	DTA2460C	DTA2460D	575	766	816	867	9.2	79	101
24	48	DTA2448C	DTA2448D	562	732	798	853	8.8	71	88

S SPECIFY

O OPTION

T - - - / - - - -

S Series: L or M [see specifications p.58](#).

Code: Consult the above product code list.

Surface: Take Off finishes, [see p.108, section 1](#).

Edge: Take Off finishes, [see p.108, section 2](#).

Base: Take Off finishes, [see p.109, section 4](#).

Metal leg: Specify the finish: Black (3067), Charcoal (3064), Silver (3090) or Polar White (3002).

Grommet: Specify the color of the grommet, White (G1) or Charcoal (G2) or "No Grommet" (NG) option, no charge, [see p.62 to 64](#).

O Multi-Outlet: Option of 1-circuit multi-outlet, centered (ECC), or option of standard multi-outlet, centered (UCC), add \$213 each, [see p.65](#).

"D" shaped rectangular tables with "T" end panel (tubular legs with base plate)

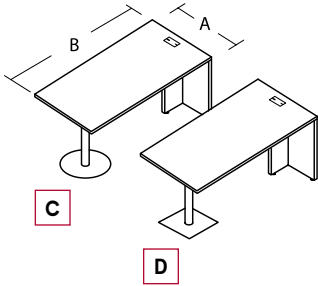
"D" shaped table (rectangular) with "T" end panel and telescopic metal leg with base.

2 choices of 4" tubular legs: with round or square base.

No modesty panel is available on this table, privacy screen can be ordered separately, [see p.F02](#).

1-circuit or standard multi-outlet option available.

The (EC) option requires the use of the AC-ECFK power module (1-circuit system), refer to the Accessories price list.



Dimensions		Code		L Lima 1"		M Mike 1 1/2"		Spec.		
A	B	Round base	Square base	T.F.L.	H.P.L.	T.F.L.	H.P.L.	Cu.Ft.	lb (L)	lb (M)
RECTANGULAR										
36	78	DTi3678C	DTi3678D	745	1005	—	1206	12.1	121	163
36	72	DTi3672C	DTi3672D	728	961	935	1158	11.8	114	147
36	60	DTi3660C	DTi3660D	682	888	899	1074	11.2	110	146
30	84	DTi3084C	DTi3084D	728	961	—	1158	11.2	113	148
30	78	DTi3078C	DTi3078D	696	924	—	1111	11.0	108	142
30	72	DTi3072C	DTi3072D	682	888	899	1074	10.7	104	136
30	66	DTi3066C	DTi3066D	666	866	873	1045	10.4	99	129
30	60	DTi3060C	DTi3060D	647	840	850	1002	10.2	94	121
30	54	DTi3054C	DTi3054D	633	827	831	974	9.9	89	114
30	48	DTi3048C	DTi3048D	618	791	817	936	9.6	84	105
24	72	DTi2472C	DTi2472D	580	762	828	900	9.7	87	113
24	66	DTi2466C	DTi2466D	567	755	807	866	9.4	83	108
24	60	DTi2460C	DTi2460D	553	744	794	845	9.2	79	101
24	48	DTi2448C	DTi2448D	540	710	776	831	8.8	71	88

S SPECIFY							O OPTION
Series	Code	Surface	Edge	Base	Metal	Grommet	M-Outlet
T -	<input type="text"/>	- <input type="text"/>	- <input type="text"/>	/ <input type="text"/>	- <input type="text"/>	- <input type="text"/>	- <input type="text"/>
S	Series: L or M see specifications p.58 . Code: Consult the above product code list. Surface: Take Off finishes, see p.108, section 1 . Edge: Take Off finishes, see p.108, section 2 . Base: Take Off finishes, see p.109, section 4 . Metal leg: Specify the finish: Black (3067), Charcoal (3064), Silver (3090) or Polar White (3002). Grommet: Specify the color of the grommet, White (G1) or Charcoal (G2) or "No Grommet" (NG) option, no charge, see p.62 to 64 .						
O	Multi-Outlet: Option of 1-circuit multi-outlet, centered (ECC), or option of standard multi-outlet, centered (UCC), add \$213 each, see p.65 .						

"D" shaped arched tables with "T" end panel (tubular legs)

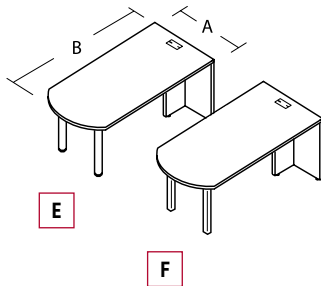
"D" shaped arched tables (with "T" end panel legs).

2 choices of tubular legs: round (2 1/2" diam.) or square (2 1/2").

No modesty panel is available on this table, privacy screen can be ordered separately, [see p.F02](#).

1-circuit or standard multi-outlet option available.

The (EC) option requires the use of the AC-ECFK power module (1-circuit system), refer to the Accessories price list.



		L Lima 1"		M Mike 1 1/2"					
Dimensions		Code		Price		Price		Spec.	
A	B	Round legs	Square legs	T.F.L.	H.P.L.	T.F.L.	H.P.L.	Cu.Ft.	lb (L) lb (M)
ARCHED									
36	78	DTA3678E	DTA3678F	799	1059	—	1260	7.1	121 163
36	72	DTA3672E	DTA3672F	782	1015	989	1212	6.8	114 147
36	60	DTA3660E	DTA3660F	736	942	953	1128	6.2	103 139
30	84	DTA3084E	DTA3084F	782	1015	—	1212	6.2	106 141
30	78	DTA3078E	DTA3078F	750	978	—	1165	6.0	101 135
30	72	DTA3072E	DTA3072F	736	942	953	1128	5.7	97 129
30	66	DTA3066E	DTA3066F	719	920	927	1099	5.4	92 122
30	60	DTA3060E	DTA3060F	701	894	904	1056	5.2	87 114
30	54	DTA3054E	DTA3054F	686	881	884	1027	4.9	82 107
30	48	DTA3048E	DTA3048F	672	845	871	990	4.6	77 98
24	72	DTA2472E	DTA2472F	634	816	882	954	4.7	80 106
24	66	DTA2466E	DTA2466F	620	787	861	920	4.4	76 101
24	60	DTA2460E	DTA2460F	607	798	848	899	4.2	72 94
24	48	DTA2448E	DTA2448F	594	763	829	884	3.8	64 81

S SPECIFY

O OPTION

T - - - / - - - -

S Series: L or M [see specifications p.58](#).

Code: Consult the above product code list.

Surface: Take Off finishes, [see p.108, section 1](#).

Edge: Take Off finishes, [see p.108, section 2](#).

Base: Take Off finishes, [see p.109, section 4](#).

Metal leg: Specify the finish: Black (3067), Charcoal (3064), Silver (3090) or Polar White (3002).

Grommet: Specify the color of the grommet, White (G1) or Charcoal (G2) or "No Grommet" (NG) option, no charge, [see p.62 to 64](#).

O Multi-Outlet: Option of 1-circuit multi-outlet, centered (ECC), or option of standard multi-outlet, centered (UCC), add \$213 each, [see p.65](#).

"D" shaped rectangular tables with "T" end panel (tubular legs)

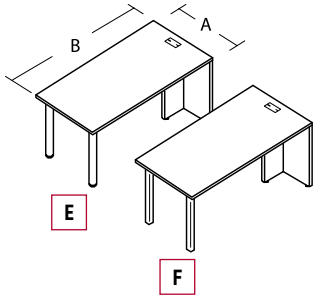
"D" shaped rectangular table with "T" end panel and metal legs.

2 choices of tubular legs: round (2 1/2" diam.) or square (2 1/2").

No modesty panel is available on this table, privacy screen can be ordered separately, [see p.F02](#).

1-circuit or standard multi-outlet option available.

The (EC) option requires the use of the AC-ECFK power module (1-circuit system), Refer to the Accessories price list.



				L Lima 1"		M Mike 1 1/2"				
Dimensions		Code		Price		Price		Spec.		
A	B	Round legs	Square legs	T.F.L.	H.P.L.	T.F.L.	H.P.L.	Cu.Ft.	lb (L)	lb (M)
RECTANGULAR										
36	78	DTi3678E	DTi3678F	777	1037	—	1238	7.1	121	163
36	72	DTi3672E	DTi3672F	760	993	967	1191	6.8	114	147
36	60	DTi3660E	DTi3660F	714	920	931	1106	6.2	103	139
30	84	DTi3084E	DTi3084F	760	993	—	1191	6.2	106	141
30	78	DTi3078E	DTi3078F	728	956	—	1143	6.0	101	135
30	72	DTi3072E	DTi3072F	714	920	931	1106	5.7	97	129
30	66	DTi3066E	DTi3066F	697	898	905	1077	5.4	92	122
30	60	DTi3060E	DTi3060F	679	872	882	1034	5.2	87	114
30	54	DTi3054E	DTi3054F	664	859	862	1005	4.9	82	107
30	48	DTi3048E	DTi3048F	650	823	849	968	4.6	77	98
24	72	DTi2472E	DTi2472F	612	794	860	932	4.7	80	106
24	66	DTi2466E	DTi2466F	598	787	839	898	4.4	76	101
24	60	DTi2460E	DTi2460F	585	776	826	877	4.2	72	94
24	48	DTi2448E	DTi2448F	572	741	807	862	3.8	64	81

S SPECIFY							O OPTION						
Series	Code	Surface	Edge	Base	Metal	Grommet	M-Outlet						
T -	<input type="text"/>	-	<input type="text"/>	-	<input type="text"/>	/	<input type="text"/>	-	<input type="text"/>	-	<input type="text"/>	-	<input type="text"/>
S	Series: L or M see specifications p.58 .												
	Code: Consult the above product code list.												
	Surface: Take Off finishes, see p.108, section 1 .												
	Edge: Take Off finishes, see p.108, section 2 .												
	Base: Take Off finishes, see p.109, section 4 .												
	Metal leg: Specify the finish: Black (3067), Charcoal (3064), Silver (3090) or Polar White (3002).												
	Grommet: Specify the color of the grommet, White (G1) or Charcoal (G2) or "No Grommet" (NG) option, no charge, see p.62 to 64 .												
O	Multi-Outlet: Option of 1-circuit multi-outlet, centered (ECC), or option of standard multi-outlet, centered (UCC), add \$213 each, see p.65 .												

"D" shaped rectangular tables with "T" end panel (double "O" techno base)



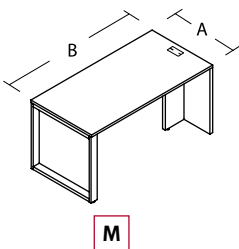
"D" shaped rectangular table with "T" end panel and metal legs.

1 Double "O" Techno base.

No modesty panel is available on this table, privacy screen can be ordered separately, [see p.F02](#).

1-circuit or standard multi-outlet option available.

The (EC) option requires the use of the AC-ECFK power module (1-circuit system), Refer to the Accessories price list.



		L Lima 1"		M Mike 1 1/2"					
Dimensions		Code	Price		Price		Spec.		
A	B	"O" base	T.F.L.	H.P.L.	T.F.L.	H.P.L.	Cu.Ft.	lb (L)	lb (M)
RECTANGULAR									
36	78	DTi3678M	971	1313	—	1443	7.6	124	170
36	72	DTi3672M	960	1279	1112	1400	7.4	118	162
36	60	DTi3660M	932	1200	1063	1301	6.9	107	146
30	84	DTi3084M	934	1242	—	1361	7.0	110	151
30	78	DTi3078M	924	1211	—	1322	6.7	106	145
30	72	DTi3072M	914	1184	1044	1286	6.5	101	138
30	66	DTi3066M	904	1146	1025	1240	6.3	96	132
30	60	DTi3060M	894	1121	1007	1207	6.1	92	126
30	54	DTi3054M	876	1075	979	1153	5.9	87	119
30	48	DTi3048M	829	1007	924	1076	5.7	82	113
24	72	DTi2472M	865	1085	972	1168	5.7	84	115
24	66	DTi2466M	857	1051	957	1128	5.5	80	109
24	60	DTi2460M	848	1025	942	1096	5.4	76	105
24	48	DTi2448M	779	920	857	977	5.0	69	94

S SPECIFY

O OPTION

T - - - / - - - - -

S Series: L or M [see specifications p.58](#).

Code: Consult the above product code list.

Surface: Take Off finishes, [see p.108, section 1](#).

Edge: Take Off finishes, [see p.108, section 2](#).

Base: Take Off finishes, [see p.109, section 4](#).

Metal leg: Specify the finish: Black (3067), Charcoal (3064), Silver (3090) or Polar White (3002).

Grommet: Specify the color of the grommet, White (G1) or Charcoal (G2) or "No Grommet" (NG) option, no charge, [see p.62 to 64](#).

O Multi-Outlet: Option of 1-circuit multi-outlet, centered (ECC), or option of standard multi-outlet, centered (UCC), add \$213 each, [see p.65](#).

"D" shaped rectangular tables with "T" end panel (folded metal corner legs)

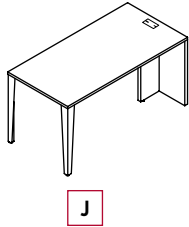
"D" shaped rectangular table with "T" end panel and metal legs.

2 folded metal corner legs.

No modesty panel is available on this table, privacy screen can be ordered separately, [see p.F02](#).

1-circuit or standard multi-outlet option available.

The (EC) option requires the use of the AC-ECFK power module (1 circuit system), refer to the Accessories price List..



		L Lima 1"			M Mike 1 1/2"				
Dimensions		Code	Price		Price		Spec.		
A	B	Corner legs	T.F.L.	H.P.L.	T.F.L.	H.P.L.	Cu.Ft.	lb (L)	lb (M)
RECTANGULAR									
36	78	DTi3678J	976	1318	—	1449	7.6	124	170
36	72	DTi3672J	965	1285	1117	1405	7.4	118	162
36	60	DTi3660J	936	1205	1068	1306	6.9	107	146
30	84	DTi3084J	949	1257	—	1376	7.0	110	151
30	78	DTi3078J	939	1227	—	1337	6.7	106	145
30	72	DTi3072J	930	1199	1059	1301	6.5	101	138
30	66	DTi3066J	920	1162	1041	1255	6.3	96	132
30	60	DTi3060J	910	1136	1022	1222	6.1	92	126
30	54	DTi3054J	891	1090	994	1168	5.9	87	119
30	48	DTi3048J	845	1022	939	1091	5.7	82	113
24	72	DTi2472J	891	1110	998	1194	5.7	84	115
24	66	DTi2466J	882	1077	982	1154	5.5	80	109
24	60	DTi2460J	875	1051	968	1122	5.4	76	105
24	48	DTi2448J	804	946	882	1002	5.0	69	94

S	SPECIFY	O	OPTION					
T -	Series	Code	Surface	Edge	Base	Metal	Grommet	M-Outlet
	<input type="text"/>	<input type="text"/>	<input type="text"/>	<input type="text"/>	<input type="text"/>	<input type="text"/>	<input type="text"/>	<input type="text"/>
S	Series: L or M see specifications p.58 . Code: Consult the above product code list. Surface: Take Off finishes, see p.108, section 1 . Edge: Take Off finishes, see p.108, section 2 . Base: Take Off finishes, see p.109, section 4 . Metal leg: Specify the finish: Abyss (3113), Amber (3108), Black (3067), Charcoal (3064), Fossil (3102), Grenadine (3044), Polar White (3002), Silver (3090), Smoothie (3109), Source (3106). Grommet: Specify the color of the grommet, White (G1) or Charcoal (G2) or "No Grommet" (NG) option, no charge, see p.62 to 64 . Multi-Outlet: Option of 1-circuit multi-outlet, centered (ECC), or option of standard multi-outlet, centered (UCC), add \$213 each, see p.65 .							

"D" shaped rectangular tables with "T" end panel (angled metal legs)

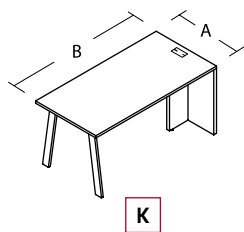
"D" shaped rectangular table with "T" end panel and metal legs.

2 angled metal leg in 1" x 3" tubular steel.


No modesty panel is available on this table, privacy screen can be ordered separately, [see p.F02](#).

1-circuit or standard multi-outlet option available.


The (EC) option requires the use of the AC-ECFK power module (1 circuit system), refer to the Accessories price List.



Parallel legs



45° legs



		L Lima 1"		M Mike 1 1/2"						
Dimensions		Code	Price		Price		Spec.			
A	B	Angled metal legs	T.F.L.	H.P.L.	T.F.L.	H.P.L.	Cu.Ft.	lb (L)	lb (M)	
RECTANGULAR										
36	78	DTi3678K	899	1240	—	1371	7.1	121	163	
36	72	DTi3672K	887	1207	1040	1327	6.8	114	147	
36	60	DTi3660K	858	1126	990	1228	6.2	103	139	
30	84	DTi3084K	871	1180	—	1298	6.2	106	141	
30	78	DTi3078K	861	1148	—	1260	6.0	101	135	
30	72	DTi3072K	851	1121	981	1223	5.7	97	129	
30	66	DTi3066K	842	1084	963	1177	5.4	92	122	
30	60	DTi3060K	832	1058	944	1144	5.2	87	114	
30	54	DTi3054K	813	1012	916	1090	4.9	82	107	
30	48	DTi3048K	767	944	861	1013	4.6	77	98	
24	72	DTi2472K	813	1032	920	1117	4.7	80	106	
24	66	DTi2466K	805	999	999	1076	4.4	76	101	
24	60	DTi2460K	796	974	890	1044	4.2	72	94	
24	48	DTi2448K	727	868	805	925	3.8	64	81	

S SPECIFY

O OPTION

Series Code Surface Edge Base Metal Grommet M-Outlet
 T - [] - [] - [] / [] - [] - [] - [] - []

S Series: L or M [see specifications p.58](#).

Code: Consult the above product code list.

Surface: Take Off finishes, [see p.108, section 1](#).

Edge: Take Off finishes, [see p.108, section 2](#).

Base: Take Off finishes, [see p.109, section 4](#).

Metal leg: Specify the finish: Abyss (3113), Amber (3108), Black (3067), Charcoal (3064), Fossil (3102), Grenadine (3044), Polar White (3002), Silver (3090), Smoothie (3109), Source (3106).

Grommet: Specify the color of the grommet, White (G1) or Charcoal (G2) or "No Grommet" (NG) option, no charge, [see p.62 to 64](#).

O Multi-Outlet: Option of 1-circuit multi-outlet, centered (ECC), or option of standard multi-outlet, centered (UCC), add \$213 each, [see p.65](#).

"D" shaped rectangular tables with "T" end panel (angled wood legs)

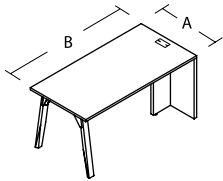
"D" shaped rectangular table with "T" end panel and angle wood legs.

Angled wood legs: 1 1/2" x 2 3/4" with metal brackets in folded steel, installed in parallel or 45°.


No modesty panel is available on this table, privacy screen can be ordered separately, [see p.F02](#).

1-circuit or standard multi-outlet option available.

The (EC) option requires the use of the AC-ECFK power module (1 circuit system), refer to the Accessories price List.



Parallel legs



45° legs



		L Lima 1"		M Mike 1 1/2"						
Dimensions		Code	Price		Price		Spec.			
A	B	Angle wood legs	T.F.L.	H.P.L.	T.F.L.	H.P.L.	Cu.Ft.	lb (L)	lb (M)	
RECTANGULAR										
36	78	DTi3678N	1222	1564	—	1694	7.6	124	170	
36	72	DTi3672N	1211	1530	1363	1651	7.4	118	162	
36	60	DTi3660N	1183	1451	1313	1552	6.9	107	146	
30	84	DTi3084N	1196	1504	—	1623	7.0	110	151	
30	78	DTi3078N	1186	1473	—	1583	6.7	106	145	
30	72	DTi3072N	1176	1445	1306	1548	6.5	101	138	
30	66	DTi3066N	1166	1407	1287	1502	6.3	96	132	
30	60	DTi3060N	1156	1383	1268	1469	6.1	92	126	
30	54	DTi3054N	1137	1337	1241	1414	5.9	87	119	
30	48	DTi3048N	1091	1268	1186	1338	5.7	82	113	
24	72	DTi2472N	1137	1356	1244	1440	4.7	80	106	
24	66	DTi2466N	1129	1322	1229	1400	4.4	76	101	
24	60	DTi2460N	1121	1297	1214	1367	4.2	72	94	
24	48	DTi2448N	1051	1191	1129	1249	3.8	64	81	



IMPORTANT:

The natural properties of the hard wood of this leg will result in a variation in the woodgrain and color.

S SPECIFY

O OPTION

T - Series - Code - Surface / Edge - Base - Metal - Wood - Grommet - M-Outlet

S Series: L or M [see specifications p.58](#).

Code: Consult the above product code list.

Surface: Take Off finishes, [see p.108, section 1](#).

Edge: Take Off finishes, [see p.108, section 2](#).

Base: Take Off finishes, [see p.109, section 4](#).

Metal supports: Specify the finish: Abyss (3113), Amber (3108), Black (3067), Charcoal (3064), Fossil (3102), Grenadine (3044), Polar White (3002), Silver (3090), Smoothie (3109), Source (3106).

Wood legs: Specify the finish: Natural (300), or Black (306).

Grommet: Specify the color of the grommet, White (G1) or Charcoal (G2) or "No Grommet" (NG) option, no charge, [see p.62 to 64](#).

O Multi-Outlet: Option of 1-circuit multi-outlet, centered (ECC), or option of standard multi-outlet, centered (UCC), add \$213 each, [see p.65](#).

"D" shaped arched tables with "T" end panel (monolithic base)

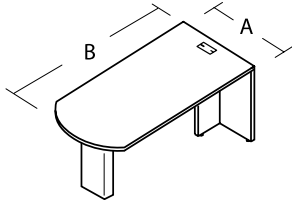
"D" shaped table (arched) with "T" end panel and laminate leg.

Monolithic laminate base, 4" x 12".

No modesty panel is available on this table, privacy screen can be ordered separately, [see p.F02](#).

1-circuit or standard multi-outlet option available.

The (EC) option requires the use of the AC-ECFK power module (1 circuit system), refer to the Accessories price List.



Dimensions		Code	L Lima 1"		M Mike 1 1/2"		Spec.		
A	B		T.F.L.	H.P.L.	T.F.L.	H.P.L.	Cu.Ft.	lb (L)	lb (M)
ARCHED									
36	78	DTA3678G	735	996	—	1196	7.6	127	169
36	72	DTA3672G	718	952	925	1148	7.3	120	153
36	60	DTA3660G	672	878	889	1064	6.7	109	145
30	84	DTA3084G	718	952	—	1148	6.7	112	147
30	78	DTA3078G	686	914	—	1101	6.5	107	141
30	72	DTA3072G	672	878	889	1064	6.2	103	135
30	66	DTA3066G	656	856	864	1035	5.9	98	128
30	60	DTA3060G	637	831	840	992	5.7	93	120
30	54	DTA3054G	623	817	821	964	5.4	88	113
30	48	DTA3048G	608	781	807	926	5.1	83	104
24	72	DTA2472G	570	752	818	890	5.2	86	112
24	66	DTA2466G	557	723	798	856	4.9	82	107
24	60	DTA2460G	543	734	784	835	4.7	72	100
24	48	DTA2448G	530	700	766	821	4.3	64	87

S SPECIFY

O OPTION

Series Code Surface Edge Base Grommet M-Outlet
 T - - - / - - -

S Series: L or M [see specifications p.58](#).

Code: Consult the above product code list.

Surface: Take Off finishes, [see p.108, section 1](#).

Edge: Take Off finishes, [see p.108, section 2](#).

O Base: Take Off finishes, [see p.109, section 4](#).

Grommet: Specify the color of the grommet, White (G1) or Charcoal (G2) or "No Grommet" (NG) option, no charge, [see p.62 to 64](#).

Multi-Outlet: Option of 1-circuit multi-outlet, centered (ECC), or option of standard multi-outlet, centered (UCC), add \$213 each, [see p.65](#).

"D" shaped rectangular tables with "T" end panel (monolithic base)

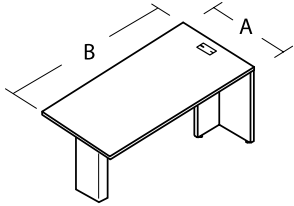
"D" shaped table (rectangular) with "T" end panel and laminate leg.

Monolithic laminate base, 4" x 12".

No modesty panel is available on this table, privacy screen can be ordered separately, [see p.F02](#).

1-circuit or standard multi-outlet option available.

The (EC) option requires the use of the AC-ECFK power module (1 circuit system), refer to the Accessories price List.



Dimensions		Code	L Lima 1"		M Mike 1 1/2"		Spec.		
A	B		T.F.L.	H.P.L.	T.F.L.	H.P.L.	Cu.Ft.	lb (L)	lb (M)
RECTANGULAR									
36	78	DTi3678G	713	974	—	1174	7.6	127	169
36	72	DTi3672G	696	930	903	1128	7.3	120	153
36	60	DTi3660G	650	856	867	1042	6.7	109	145
30	84	DTi3084G	696	930	—	1128	6.7	112	147
30	78	DTi3078G	664	892	—	1079	6.5	107	141
30	72	DTi3072G	650	856	867	1042	6.2	103	135
30	66	DTi3066G	634	834	842	1013	5.9	98	128
30	60	DTi3060G	615	809	818	970	5.7	93	120
30	54	DTi3054G	601	795	799	942	5.4	88	113
30	48	DTi3048G	586	759	785	904	5.1	83	104
24	72	DTi2472G	548	730	796	868	5.2	86	112
24	66	DTi2466G	535	723	776	834	4.9	82	107
24	60	DTi2460G	521	712	762	813	4.7	72	100
24	48	DTi2448G	508	678	744	799	4.3	64	87

S SPECIFY

O OPTION

T - - - / - - -

S Series: L or M [see specifications p.58](#).

Code: Consult the above product code list.

Surface: Take Off finishes, [see p.108, section 1](#).

Edge: Take Off finishes, [see p.108, section 2](#).

Base: Take Off finishes, [see p.109, section 4](#).

Grommet: Specify the color of the grommet, White (G1) or Charcoal (G2) or "No Grommet" (NG) option, no charge, [see p.62 to 64](#).

O Multi-Outlet: Option of 1-circuit multi-outlet, centered (ECC), or option of standard multi-outlet, centered (UCC), add \$213 each, [see p.65](#).

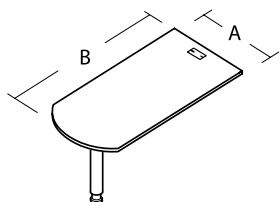
"D" shaped arched or rectangular tables - surface supported (tubular leg)

"D" shaped table (arched), supported by adjacent freestanding furniture. Telescopic metal leg, 4" diameter.

No modesty panel is available on this table, privacy screen can be ordered separately, [see p.F02](#).

1-circuit or standard multi-outlet option available.

The (EC) option requires the use of the AC-ECFK power module (1-circuit system), refer to the Accessories price list.



Dimensions		Code	L Lima 1"		M Mike 1 1/2"		Spec.		
A	B		T.F.L.	H.P.L.	T.F.L.	H.P.L.	Cu.Ft.	lb (L)	lb (M)
ARCHED									
36	72	DSA3672A	604	809	809	983	4.5	76	115
36	60	DSA3660A	565	761	769	916	3.9	70	109
30	72	DSA3072A	565	761	769	916	3.9	64	97
30	66	DSA3066A	550	741	751	884	3.6	59	89
30	60	DSA3060A	535	716	735	856	3.4	54	81
30	54	DSA3054A	520	706	715	818	3.1	49	74
30	48	DSA3048A	505	669	694	774	2.8	44	66
30	42	DSA3042A	491	633	675	732	2.6	39	59
30	36	DSA3036A	476	605	661	710	2.3	35	52
30	30	DSA3030A	462	578	649	671	2.0	30	44
24	72	DSA2472A	515	714	763	851	3.3	52	78
24	66	DSA2466A	503	684	744	816	3.1	48	73
24	60	DSA2460A	493	677	724	795	2.8	44	66
24	54	DSA2454A	481	646	705	760	2.6	40	60
24	48	DSA2448A	462	640	688	746	2.4	36	53
24	42	DSA2442A	454	619	672	722	2.2	32	47
24	36	DSA2436A	444	598	656	699	2.0	28	41
24	30	DSA2430A	433	570	638	663	1.8	24	35

S SPECIFY

O OPTION

Series Code Surface Edge Metal Grommet M-Outlet
 T - - - / - - -

S Series: L or M [see specifications p.58](#).

Code: Consult the above product code list.

Surface: Take Off finishes, [see p.108, section 1](#).

Edge: Take Off finishes, [see p.108, section 2](#).

Metal leg: Specify the finish: Black (3067), Charcoal (3064), Silver (3090) or Polar White (3002).

Grommet: Specify the color of the grommet, White (G1) or Charcoal (G2) or "No Grommet" (NG) option, no charge, [see p.62 to 64](#).

O Multi-Outlet: Option of 1-circuit multi-outlet, centered (ECC), or option of standard multi-outlet, centered (UCC), add \$213 each, [see p.65](#).

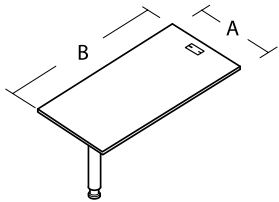
"D" shaped rectangular tables - surface supported (tubular leg)

"D" shaped table (rectangular), supported by adjacent freestanding furniture. Telescopic metal leg, 4" diameter.

No modesty panel is available on this table, privacy screen can be ordered separately, [see p.F02](#).

1-circuit or standard multi-outlet option available.

The (EC) option requires the use of the AC-ECFK power module (1-circuit system), refer to the Accessories price list.



Dimensions		Code	L Lima 1"		M Mike 1 1/2"		Spec.		
A	B		T.F.L.	H.P.L.	T.F.L.	H.P.L.	Cu.Ft.	lb (L)	lb (M)
RECTANGULAR									
36	72	DSi3672A	582	787	787	961	4.5	76	115
36	60	DSi3660A	543	739	747	894	3.9	70	109
30	72	DSi3072A	543	739	747	894	3.9	64	97
30	66	DSi3066A	528	719	729	862	3.6	59	89
30	60	DSi3060A	513	694	713	834	3.4	54	81
30	54	DSi3054A	498	684	693	796	3.1	49	74
30	48	DSi3048A	483	647	672	752	2.8	44	66
30	42	DSi3042A	469	611	653	710	2.6	39	59
30	36	DSi3036A	454	583	639	688	2.3	35	52
30	30	DSi3030A	440	556	627	649	2.0	30	44
24	72	DSi2472A	493	692	741	829	3.3	52	78
24	66	DSi2466A	481	662	722	794	3.1	48	73
24	60	DSi2460A	471	655	702	773	2.8	44	66
24	54	DSi2454A	459	624	683	738	2.6	40	60
24	48	DSi2448A	440	618	666	724	2.4	36	53
24	42	DSi2442A	432	597	650	700	2.2	32	47
24	36	DSi2436A	422	576	634	677	2.0	28	41
24	30	DSi2430A	411	548	616	641	1.8	24	35

S SPECIFY **O OPTION**

Series Code Surface Edge Metal Grommet M-Outlet

T - - - / - - -

S Series: L or M [see specifications p.58](#).

Code: Consult the above product code list.

Surface: Take Off finishes, [see p.108, section 1](#).

Edge: Take Off finishes, [see p.108, section 2](#).

Metal leg: Specify the finish: Black (3067), Charcoal (3064), Silver (3090) or Polar White (3002).

Grommet: Specify the color of the grommet, White (G1) or Charcoal (G2) or "No Grommet" (NG) option, no charge, [see p.62 to 64](#).

O Multi-Outlet: Option of 1-circuit multi-outlet, centered (ECC), or option of standard multi-outlet, centered (UCC), add \$213 each, [see p.65](#).

"D" shaped arched tables - surface supported (tubular legs with base plate)

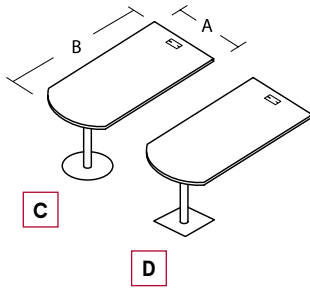
"D" shaped table (arched), supported by adjacent freestanding furniture.

2 choices of 4" tubular legs: with round or square base plate.

No modesty panel is available on this table, privacy screen can be ordered separately, [see p.F02](#).

1-circuit or standard multi-outlet option available.

The (EC) option requires the use of the AC-ECFK power module (1 circuit system), refer to the Accessories price List.



Dimensions		Code		L Lima 1"		M Mike 1 1/2"		Spec.		
A	B	Round base	Square base	T.F.L.	H.P.L.	T.F.L.	H.P.L.	Cu.Ft.	lb (L)	lb (M)
ARCHED										
36	72	DSA3672C	DSA3672D	627	832	832	1007	9.5	82	121
36	60	DSA3660C	DSA3660D	587	784	792	939	8.9	76	115
30	72	DSA3072C	DSA3072D	587	784	792	939	8.9	70	103
30	66	DSA3066C	DSA3066D	573	765	774	908	8.6	65	95
30	60	DSA3060C	DSA3060D	558	739	758	879	8.4	60	87
30	54	DSA3054C	DSA3054D	543	729	738	842	8.1	55	80
30	48	DSA3048C	DSA3048D	528	692	717	798	7.8	50	72
24	72	DSA2472C	DSA2472D	538	737	787	875	8.3	58	84
24	66	DSA2466C	DSA2466D	526	707	767	839	8.1	54	79
24	60	DSA2460C	DSA2460D	516	700	747	818	7.8	50	72
24	54	DSA2454C	DSA2454D	504	669	728	783	7.6	46	66
24	48	DSA2448C	DSA2448D	485	663	711	769	7.4	42	59

S SPECIFY

O OPTION

Series Code Surface Edge Metal Grommet M-Outlet
 T - - - / - - -

S Series: L or M [see specifications p.58](#).

Code: Consult the above product code list.

Surface: Take Off finishes, [see p.108, section 1](#).

Edge: Take Off finishes, [see p.108, section 2](#).

Metal leg: Specify the finish: Black (3067), Charcoal (3064), Silver (3090) or Polar White (3002).

Grommet: Specify the color of the grommet, White (G1) or Charcoal (G2) or "No Grommet" (NG) option, no charge, [see p.62 to 64](#).

O Multi-Outlet: Option of 1-circuit multi-outlet, centered (ECC), or option of standard multi-outlet, centered (UCC), add \$213 each, [see p.65](#).

"D" shaped rectangular tables - surface supported (tubular legs with base plate)

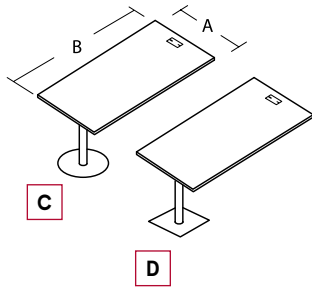
"D" shaped table (rectangular), supported by adjacent freestanding furniture.

2 choices of 4" tubular legs: with round or square base plate.

No modesty panel is available on this table, privacy screen can be ordered separately, [see p.F02](#).

1-circuit or standard multi-outlet option available.

The (EC) option requires the use of the AC-ECFK power module (1 circuit system), refer to the Accessories price List.



Dimensions		Code		L Lima 1"		M Mike 1 1/2"		Spec.		
A	B	Round base	Square base	T.F.L.	H.P.L.	T.F.L.	H.P.L.	Cu.Ft.	lb (L)	lb (M)
RECTANGULAR										
36	72	DSi3672C	DSi3672D	605	810	810	985	9.5	82	121
36	60	DSi3660C	DSi3660D	567	762	770	917	8.9	76	115
30	72	DSi3072C	DSi3072D	567	762	770	917	8.9	70	103
30	66	DSi3066C	DSi3066D	551	743	752	886	8.6	65	95
30	60	DSi3060C	DSi3060D	536	717	736	857	8.4	60	87
30	54	DSi3054C	DSi3054D	521	707	716	820	8.1	55	80
30	48	DSi3048C	DSi3048D	506	670	695	776	7.8	50	72
24	72	DSi2472C	DSi2472D	516	715	765	853	8.3	58	84
24	66	DSi2466C	DSi2466D	504	685	745	817	8.1	54	79
24	60	DSi2460C	DSi2460D	494	678	725	796	7.8	50	72
24	54	DSi2454C	DSi2454D	482	647	706	761	7.6	46	66
24	48	DSi2448C	DSi2448D	463	641	689	747	7.4	42	59

S SPECIFY						O OPTION
Series	Code	Surface	Edge	Metal	Grommet	M-Outlet
T - <input type="text"/>	- <input type="text"/>	- <input type="text"/>	/ <input type="text"/>	- <input type="text"/>	- <input type="text"/>	- <input type="text"/>
<p>S Series: L or M see specifications p.58.</p> <p>Code: Consult the above product code list.</p> <p>Surface: Take Off finishes, see p.108, section 1.</p> <p>Edge: Take Off finishes, see p.108, section 2.</p> <p>Metal leg: Specify the finish: Black (3067), Charcoal (3064), Silver (3090) or Polar White (3002).</p> <p>Grommet: Specify the color of the grommet, White (G1) or Charcoal (G2) or "No Grommet" (NG) option, no charge, see p.62 to 64.</p> <p>O Multi-Outlet: Option of 1-circuit multi-outlet, centered (ECC), or option of standard multi-outlet, centered (UCC), add \$213 each, see p.65.</p>						

"D" shaped arched tables - surface supported (tubular legs)

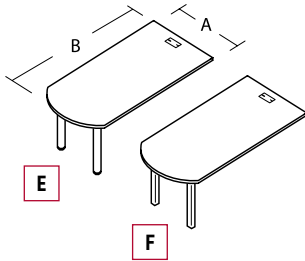
"D" shaped arched tables, supported by adjacent freestanding furniture.

2 choices of tubular legs: round (2 1/2" diam.) or square (2 1/2").

No modesty panel is available on this table, privacy screen can be ordered separately, [see p.F02](#).

1-circuit or standard multi-outlet option available.

The (EC) option requires the use of the AC-ECFK power module (1 circuit system), refer to the Accessories price List.



Dimensions		Code		L Lima 1"		M Mike 1 1/2"		Spec.		
A	B	Round legs	Square legs	T.F.L.	H.P.L.	T.F.L.	H.P.L.	Cu.Ft.	lb (L)	lb (M)
ARCHED										
36	72	DSA3672E	DSA3672F	659	864	864	1038	4.5	82	121
36	60	DSA3660E	DSA3660F	620	816	824	971	3.9	76	115
30	72	DSA3072E	DSA3072F	620	816	824	971	3.9	70	103
30	66	DSA3066E	DSA3066F	605	796	806	939	3.6	65	95
30	60	DSA3060E	DSA3060F	590	771	790	911	3.4	60	87
30	54	DSA3054E	DSA3054F	575	761	770	873	3.1	55	80
30	48	DSA3048E	DSA3048F	560	724	749	829	2.8	50	72
30	42	DSA3042E	DSA3042F	546	688	730	787	2.6	45	65
24	72	DSA2472E	DSA2472F	570	769	818	906	2.3	58	84
24	66	DSA2466E	DSA2466F	558	739	799	871	2.0	54	79
24	60	DSA2460E	DSA2460F	548	732	779	850	2.8	50	72
24	54	DSA2454E	DSA2454F	536	701	760	815	2.6	46	66
24	48	DSA2448E	DSA2448F	517	695	743	801	2.4	42	59
24	42	DSA2442E	DSA2442F	509	674	727	777	2.2	38	53

S SPECIFY

Series Code Surface Edge Metal Grommet M-Outlet
 T - - - / - - -

O OPTION

S Series: L or M [see specifications p.58](#).

Code: Consult the above product code list.

Surface: Take Off finishes, [see p.108, section 1](#).

Edge: Take Off finishes, [see p.108, section 2](#).

Metal leg: Specify the finish: Black (3067), Charcoal (3064), Silver (3090) or Polar White (3002).

Grommet: Specify the color of the grommet, White (G1) or Charcoal (G2) or "No Grommet" (NG) option, no charge, [see p.62 to 64](#).

O Multi-Outlet: Option of 1-circuit multi-outlet, centered (ECC), or option of standard multi-outlet, centered (UCC), add \$213 each, [see p.65](#).

"D" shaped rectangular tables - surface supported (tubular legs)

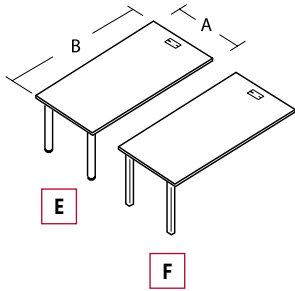
"D" shaped rectangular tables, supported by adjacent freestanding furniture with metal legs.

Choices of legs: round (2 1/2" diam.) or square (2 1/2").

No modesty panel is available on this table, privacy screen can be ordered separately, [see p.F02](#).

1-circuit or standard multi-outlet option available.

The (EC) option requires the use of the AC-ECFK power module (1 circuit system), refer to the Accessories price List.



				L Lima 1"		M Mike 1 1/2"				
Dimensions		Code		Price		Price		Spec.		
A	B	Round legs	Square legs	T.F.L.	H.P.L.	T.F.L.	H.P.L.	Cu.Ft.	lb (L)	lb (M)
RECTANGULAR										
36	72	DSi3672E	DSi3672F	637	842	842	1016	4.5	82	121
36	60	DSi3660E	DSi3660F	598	794	802	949	3.9	76	115
30	72	DSi3072E	DSi3072F	598	794	802	949	3.9	70	103
30	66	DSi3066E	DSi3066F	583	774	784	917	3.6	65	95
30	60	DSi3060E	DSi3060F	568	749	768	889	3.4	60	87
30	54	DSi3054E	DSi3054F	553	739	748	851	3.1	55	80
30	48	DSi3048E	DSi3048F	538	702	727	807	2.8	50	72
30	42	DSi3042E	DSi3042F	524	666	708	765	2.6	45	65
24	72	DSi2472E	DSi2472F	548	747	796	884	2.3	58	84
24	66	DSi2466E	DSi2466F	536	717	777	849	2.0	54	79
24	60	DSi2460E	DSi2460F	526	710	757	828	2.8	50	72
24	54	DSi2454E	DSi2454F	514	679	738	793	2.6	46	66
24	48	DSi2448E	DSi2448F	495	673	721	779	2.3	42	59
24	42	DSi2442E	DSi2442F	487	652	705	755	2.0	38	53

S SPECIFY						O OPTION
Series	Code	Surface	Edge	Metal	Grommet	M-Outlet
T - <input type="text"/>	- <input type="text"/>	- <input type="text"/>	/ <input type="text"/>	- <input type="text"/>	- <input type="text"/>	- <input type="text"/>
<p>S Series: L or M see specifications p.58.</p> <p>Code: Consult the above product code list.</p> <p>Surface: Take Off finishes, see p.108, section 1.</p> <p>Edge: Take Off finishes, see p.108, section 2.</p> <p>Metal leg: Specify the finish: Black (3067), Charcoal (3064), Silver (3090) or Polar White (3002).</p> <p>Grommet: Specify the color of the grommet, White (G1) or Charcoal (G2) or "No Grommet" (NG) option, no charge, see p.62 to 64.</p> <p>O Multi-Outlet: Option of 1-circuit multi-outlet, centered (ECC), or option of standard multi-outlet, centered (UCC), add \$213 each, see p.65.</p>						

"D" shaped rectangular tables - surface supported (double "O" techno base)

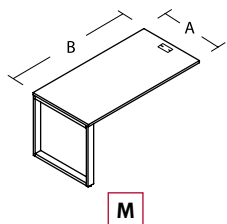
"D" shaped rectangular tables, supported by adjacent freestanding furniture with metal legs.

1 Double "O" Techno base.

No modesty panel is available on this table, privacy screen can be ordered separately, [see p.F02](#).

1-circuit or standard multi-outlet option available.

The (EC) option requires the use of the AC-ECFK power module (1 circuit system), refer to the Accessories price List.



Dimensions		Code	L Lima 1"		M Mike 1 1/2"		Spec.		
A	B	"O" base	T.F.L.	H.P.L.	T.F.L.	H.P.L.	Cu.Ft.	lb (L)	lb (M)
RECTANGULAR									
36	72	DSi3672M	796	1117	926	1236	5.3	85	116
36	60	DSi3660M	768	1036	877	1137	4.8	73	100
30	72	DSi3072M	765	1034	875	1136	4.4	72	98
30	66	DSi3066M	755	997	856	1091	4.2	67	92
30	60	DSi3060M	745	971	838	1058	4.0	63	86
30	54	DSi3054M	726	925	811	1003	3.8	58	79
30	48	DSi3048M	680	857	755	927	3.6	53	73
30	42	DSi3042M	664	820	730	881	3.4	48	66
24	72	DSi2472M	718	937	807	1021	3.6	59	80
24	66	DSi2466M	710	903	793	981	3.4	55	76
24	60	DSi2460M	702	878	778	948	3.2	51	70
24	54	DSi2454M	689	848	689	912	3.1	48	65
24	48	DSi2448M	640	781	701	838	2.9	44	60
24	42	DSi2442M	633	752	684	803	2.7	40	55

S SPECIFY

O OPTION

Series Code Surface Edge Metal Grommet M-Outlet
 T - - - / - - -

S Series: L or M [see specifications p.58](#).

Code: Consult the above product code list.

Surface: Take Off finishes, [see p.108, section 1](#).

Edge: Take Off finishes, [see p.108, section 2](#).

Metal leg: Specify the finish: Black (3067), Charcoal (3064), Silver (3090) or Polar White (3002).

Grommet: Specify the color of the grommet, White (G1) or Charcoal (G2) or "No Grommet" (NG) option, no charge, [see p.62 to 64](#).

O Multi-Outlet: Option of 1-circuit multi-outlet, centered (ECC), or option of standard multi-outlet, centered (UCC), add \$213 each, [see p.65](#).

"D" shaped rectangular tables - surface supported (folded metal corner legs)

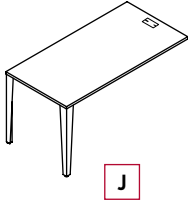
"D" shaped rectangular tables, supported by adjacent freestanding furniture with metal legs.

2 folded metal corner legs

No modesty panel is available on this table, privacy screen can be ordered separately, [see p.F02](#).

1-circuit or standard multi-outlet option available.

The (EC) option requires the use of the AC-ECFK power module (1 circuit system), refer to the Accessories price List.



Dimensions		Code	L Lima 1"		M Mike 1 1/2"		Spec.		
A	B	Corner legs	T.F.L.	H.P.L.	T.F.L.	H.P.L.	Cu.Ft.	lb (L)	lb (M)
RECTANGULAR									
36	72	DSi3672J	801	1121	931	1241	4.5	82	121
36	60	DSi3660J	772	1041	881	1142	3.9	76	115
30	72	DSi3072J	780	1049	890	1152	3.9	70	103
30	66	DSi3066J	770	1012	871	1106	3.6	65	95
30	60	DSi3060J	760	987	853	1074	3.4	60	87
30	54	DSi3054J	741	941	826	1019	3.1	55	80
30	48	DSi3048J	695	872	770	942	2.8	50	72
30	42	DSi3042J	680	835	746	897	2.6	45	65
24	72	DSi2472J	744	964	834	1047	3.3	58	84
24	66	DSi2466J	736	930	818	1007	3.1	54	79
24	60	DSi2460J	727	904	803	975	2.8	50	72
24	54	DSi2454J	715	875	784	938	2.6	46	66
24	48	DSi2448J	667	807	727	865	2.3	42	59
24	42	DSi2442J	659	779	711	829	2.0	38	53

S SPECIFY

O OPTION

T - - - / - - -

S Series: L or M [see specifications p.58](#).

Code: Consult the above product code list.

Surface: Take Off finishes, [see p.108, section 1](#).

Edge: Take Off finishes, [see p.108, section 2](#).

Metal leg: Specify the finish: Abyss (3113), Amber (3108), Black (3067), Charcoal (3064), Fossil (3102), Grenadine (3044), Polar White (3002), Silver (3090), Smoothie (3109), Source (3106).

Grommet: Specify the color of the grommet, White (G1) or Charcoal (G2) or "No Grommet" (NG) option, no charge, [see p.62 to 64](#).

O Multi-Outlet: Option of 1-circuit multi-outlet, centered (ECC), or option of standard multi-outlet, centered (UCC), add \$213 each, [see p.65](#).

"D" shaped rectangular tables - surface supported (angled metal legs)

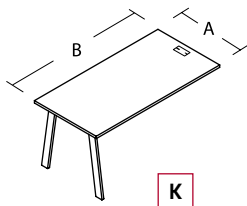
"D" shaped rectangular tables, supported by adjacent freestanding furniture with metal legs.

2 angled metal leg in 1" x 3" tubular steel.


No modesty panel is available on this table, privacy screen can be ordered separately, [see p.F02](#).

1-circuit or standard multi-outlet option available.


The (EC) option requires the use of the AC-ECFK power module (1 circuit system), refer to the Accessories price List.



Parallel legs



45° legs



Dimensions		Code	Price		Price		Spec.		
A	B	Angled metal legs	T.F.L.	H.P.L.	T.F.L.	H.P.L.	Cu.Ft.	lb (L)	lb (M)
RECTANGULAR									
36	72	DSi3672K	723	1043	853	1164	4.5	82	121
36	60	DSi3660K	694	963	804	1065	3.9	76	115
30	72	DSi3072K	702	971	812	1074	3.9	70	103
30	66	DSi3066K	692	934	793	1029	3.6	65	95
30	60	DSi3060K	682	910	776	996	3.4	60	87
30	54	DSi3054K	663	862	748	941	3.1	55	80
30	48	DSi3048K	618	794	692	865	2.8	50	72
30	42	DSi3042K	602	757	668	818	2.6	45	65
24	72	DSi2472K	666	886	756	969	3.3	58	84
24	66	DSi2466K	658	851	740	928	3.1	54	79
24	60	DSi2460K	650	826	726	897	2.8	50	72
24	54	DSi2454K	637	796	706	860	2.6	46	66
24	48	DSi2448K	589	729	649	787	2.3	42	59
24	42	DSi2442K	581	701	633	751	2.0	38	53

S SPECIFY

Series Code Surface Edge Metal Grommet M-Outlet
 T - [] - [] - [] / [] - [] - [] - []

O OPTION

S Series: L or M [see specifications p.58](#).

Code: Consult the above product code list.

Surface: Take Off finishes, [see p.108, section 1](#).

Edge: Take Off finishes, [see p.108, section 2](#).

Metal leg: Specify the finish: Abyss (3113), Amber (3108), Black (3067), Charcoal (3064), Fossil (3102), Grenadine (3044), Polar White (3002), Silver (3090), Smoothie (3109), Source (3106).

Grommet: Specify the color of the grommet, White (G1) or Charcoal (G2) or "No Grommet" (NG) option, no charge, [see p.62 to 64](#).

O Multi-Outlet: Option of 1-circuit multi-outlet, centered (ECC), or option of standard multi-outlet, centered (UCC), add \$213 each, [see p.65](#).

"D" shaped rectangular tables - surface supported (angled wood legs)

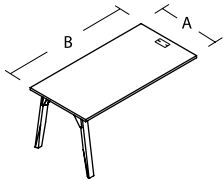
"D" shaped rectangular tables, supported by adjacent freestanding furniture with angled wood legs.

Angled wood legs: 1 1/2" x 2 3/4" with metal brackets in folded steel, installed parallel or 45°.


No modesty panel is available on this table, privacy screen can be ordered separately, [see p.F02](#).

1-circuit or standard multi-outlet option available.

The (EC) option requires the use of the AC-ECFK power module (1 circuit system), refer to the Accessories price List.



Parallel legs



45° legs



Dimensions		Code	L Lima 1"		M Mike 1 1/2"		Spec.		
A	B	Angle wood legs	T.F.L.	H.P.L.	T.F.L.	H.P.L.	Cu.Ft.	lb (L)	lb (M)
RECTANGULAR									
36	72	DSi3672N	1047	1367	1177	1487	4.5	82	121
36	60	DSi3660N	1019	1287	1128	1388	3.9	76	115
30	72	DSi3072N	1026	1296	1136	1398	3.9	70	103
30	66	DSi3066N	1016	1258	1118	1352	3.6	65	95
30	60	DSi3060N	1007	1233	1099	1319	3.4	60	87
30	54	DSi3054N	988	1187	1071	1265	3.1	55	80
30	48	DSi3048N	942	1119	1016	1188	2.8	50	72
30	42	DSi3042N	926	1081	992	1143	2.6	45	65
24	72	DSi2472N	990	1210	1080	1294	3.3	58	84
24	66	DSi2466N	982	1176	1065	1253	3.1	54	79
24	60	DSi2460N	974	1151	1049	1221	2.8	50	72
24	54	DSi2454N	961	1121	1031	1185	2.6	46	66
24	48	DSi2448N	913	1054	974	1111	2.3	42	59
24	42	DSi2442N	904	1025	957	1076	2.0	38	53



IMPORTANT:

The natural properties of the hard wood of this leg will result in a variation in the woodgrain and color.

S SPECIFY

O OPTION

T - - - / - - - - -

S Series: L or M [see specifications p.58](#).

Code: Consult the above product code list.

Surface: Take Off finishes, [see p.108, section 1](#).

Edge: Take Off finishes, [see p.108, section 2](#).

Metal supports: Specify the finish: Abyss (3113), Amber (3108), Black (3067), Charcoal (3064), Fossil (3102), Grenadine (3044), Polar White (3002), Silver (3090), Smoothie (3109), Source (3106).

Wood legs: Specify the finish: Natural (300), or Black (306).

Grommet: Specify the color of the grommet, White (G1) or Charcoal (G2) or "No Grommet" (NG) option, no charge, [see p.62 to 64](#).

O Multi-Outlet: Option of 1-circuit multi-outlet, centered (ECC), or option of standard multi-outlet, centered (UCC), add \$213 each, [see p.65](#).

"D" shaped arched tables - surface supported (monolithic base)

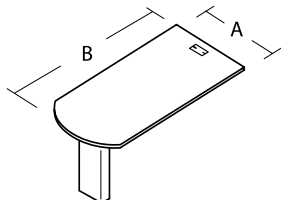
"D" shaped arched tables, supported by adjacent freestanding furniture with laminate legs.

Monolithic laminate base, 4" x 12".

No modesty panel is available on this table, privacy screen can be ordered separately, [see p.F02](#).

1-circuit or standard multi-outlet option available.

The (EC) option requires the use of the AC-ECFK power module (1 circuit system), refer to the Accessories price List.



Dimensions		Code	L Lima 1"		M Mike 1 1/2"		Spec.		
A	B		T.F.L.	H.P.L.	T.F.L.	H.P.L.	Cu.Ft.	lb (L)	lb (M)
ARCHED									
36	72	DSA3672G	650	855	855	1030	5.0	88	127
36	60	DSA3660G	612	807	815	961	4.4	82	121
30	72	DSA3072G	612	807	815	961	4.4	76	109
30	66	DSA3066G	596	788	798	931	4.1	71	101
30	60	DSA3060G	581	762	781	902	3.9	66	93
30	54	DSA3054G	567	752	761	865	3.6	61	86
30	48	DSA3048G	551	715	740	821	3.3	56	78
24	72	DSA2472G	561	760	810	898	3.8	64	90
24	66	DSA2466G	549	730	790	862	3.6	60	85
24	60	DSA2460G	539	723	770	842	3.3	56	78
24	54	DSA2454G	527	692	751	806	3.1	52	72
24	48	DSA2448G	508	686	734	792	2.9	48	65

S SPECIFY

O OPTION

Series Code Surface Edge Base Grommet M-Outlet
 T - - - / - - -

S Series: L or M [see specifications p.58](#).

Code: Consult the above product code list.

Surface: Take Off finishes, [see p.108, section 1](#).

Edge: Take Off finishes, [see p.108, section 2](#).

Base: Take Off finishes, [see p.109, section 4](#).

Grommet: Specify the color of the grommet, White (G1) or Charcoal (G2) or "No Grommet" (NG) option, no charge, [see p.62 to 64](#).

O Multi-Outlet: Option of 1-circuit multi-outlet, centered (ECC), or option of standard multi-outlet, centered (UCC), add \$213 each, [see p.65](#).

"D" shaped rectangular tables - surface supported (monolithic base)

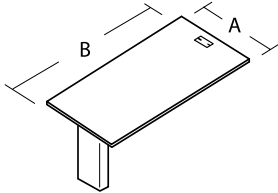
"D" shaped rectangular tables, supported by adjacent freestanding furniture with laminate legs.

Monolithic laminate base, 4" x 12".

No modesty panel is available on this table, privacy screen can be ordered separately, [see p.F02](#).

1-circuit or standard multi-outlet option available.

The (EC) option requires the use of the AC-ECFK power module (1 circuit system), refer to the Accessories price List.



Dimensions		Code	L Lima 1"		M Mike 1 1/2"		Spec.		
A	B		T.F.L.	H.P.L.	T.F.L.	H.P.L.	Cu.Ft.	lb (L)	lb (M)
RECTANGULAR									
36	72	DSi3672G	628	833	833	1008	5.0	88	127
36	60	DSi3660G	590	785	793	939	4.4	82	121
30	72	DSi3072G	590	785	793	939	4.4	76	109
30	66	DSi3066G	574	766	776	909	4.1	71	101
30	60	DSi3060G	559	740	759	880	3.9	66	93
30	54	DSi3054G	545	730	739	843	3.6	61	86
30	48	DSi3048G	529	693	718	799	3.3	56	78
24	72	DSi2472G	539	738	788	876	3.8	64	90
24	66	DSi2466G	527	708	768	840	3.6	60	85
24	60	DSi2460G	517	701	748	820	3.3	56	78
24	54	DSi2454G	505	670	729	784	3.1	52	72
24	48	DSi2448G	486	664	712	770	2.9	48	65

S SPECIFY

O OPTION

T - - - / - - -

S Series: L or M [see specifications p.58](#).

Code: Consult the above product code list.

Surface: Take Off finishes, [see p.108, section 1](#).

Edge: Take Off finishes, [see p.108, section 2](#).

Base: Take Off finishes, [see p.109, section 4](#).

Grommet: Specify the color of the grommet, White (G1) or Charcoal (G2) or "No Grommet" (NG) option, no charge, [see p.62 to 64](#).

O Multi-Outlet: Option of 1-circuit multi-outlet, centered (ECC), or option of standard multi-outlet, centered (UCC), add \$213 each, [see p.65](#).

"P" shaped tables with modesty panel (tubular leg)

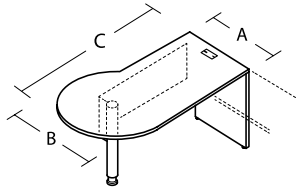
"P" shaped table, left or right, with reversible modesty panel.

Telescopic metal leg, 4" diameter.

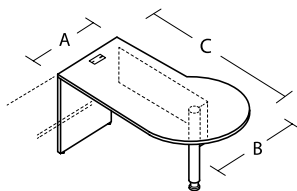
Modesty panel is always 12" H.

1-circuit or standard multi-outlet option available.

The (EC) option requires the use of the AC-ECFK power module (1 circuit system), refer to the Accessories price List.



LEFT



RIGHT

			L Lima 1"		M Mike 1 1/2"						
Dimensions			Code		Price		Price		Spec.		
A	B	C			T.F.L.	H.P.L.	T.F.L.	H.P.L.	Cu.Ft.	lb (L)	lb (M)
LEFT											
36	72	84	PML364284		910	1191	—	1431	11.6	146	199
36	60	78	PML364278		892	1166	—	1399	11.0	141	191
30	72	72	PML364272		848	1130	1085	1342	10.4	130	176
30	66	84	PML303684		848	1130	—	1342	10.4	122	166
30	60	78	PML303678		833	1092	—	1299	9.8	118	159
30	54	72	PML303672		820	1056	1030	1254	9.3	113	152
24	54	66	PML303666		798	1022	1004	1210	8.7	106	142
24	48	60	PML303660		777	989	980	1168	8.2	99	132
RIGHT											
36	72	84	PMR364284		910	1191	—	1431	11.6	146	199
36	60	78	PMR364278		892	1166	—	1399	11.0	141	191
30	72	72	PMR364272		848	1130	1085	1342	10.4	130	176
30	66	84	PMR303684		848	1130	—	1342	10.4	122	166
30	60	78	PMR303678		833	1092	—	1299	9.8	118	159
30	54	72	PMR303672		820	1056	1030	1254	9.3	113	152
24	54	66	PMR303666		798	1022	1004	1210	8.7	106	142
24	48	60	PMR303660		777	989	980	1168	8.2	99	132

S SPECIFY

O OPTION

T - - - / - - - -

S Series: L or M see specifications p.58.

Code: Consult the above product code list.

Surface: Take Off finishes, see p.108, section 1.

Edge: Take Off finishes, see p.108, section 2.

Base: Take Off finishes, see p.109, section 4.

Metal leg: Specify the finish: Black (3067), Charcoal (3064), Silver (3090) or Polar White (3002).

Grommet: Specify the color of the grommet, White (G1) or Charcoal (G2) or "No Grommet" (NG) option, no charge, see p.62 to 64.

O Multi-Outlet: Option of 1-circuit multi-outlet, centered (ECC), or option of standard multi-outlet, centered (UCC), add \$213 each, see p.65.

"P" shaped tables with "T" end panel (tubular leg)

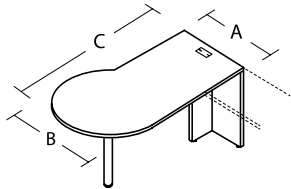
"P" shaped table with "T" end panel.

Adjustable tubular metal leg, 2 1/2" diameter.

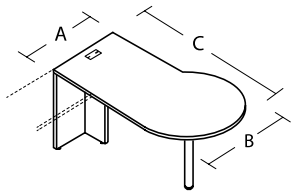
No modesty panel is available on this table, privacy screen can be ordered separately, [see p.F02](#).

1-circuit or standard multi-outlet option available.

The (EC) option requires the use of the AC-ECFK power module (1 circuit system), refer to the Accessories price List.



LEFT



RIGHT

			L Lima 1"		M Mike 1 1/2"					
Dimensions			Code	Price		Price		Spec.		
A	B	C		T.F.L.	H.P.L.	T.F.L.	H.P.L.	Cu.Ft.	lb (L)	lb (M)
LEFT										
30	36	72	PTL303672	671	904	878	1102	6.8	108	140
30	36	66	PTL303666	642	864	850	1051	6.5	102	130
30	36	60	PTL303660	625	831	842	1016	6.2	96	120
RIGHT										
30	36	72	PTR303672	671	904	878	1102	6.8	108	140
30	36	66	PTR303666	642	864	850	1051	6.5	102	130
30	36	60	PTR303660	625	831	842	1016	6.2	96	120

S SPECIFY

O OPTION

T - - - / - - - - -

S Series: L or M [see specifications p.58](#).

Code: Consult the above product code list.

Surface: Take Off finishes, [see p.108, section 1](#).

Edge: Take Off finishes, [see p.108, section 2](#).

Base: Take Off finishes, [see p.109, section 4](#).

Metal leg: Specify the finish: Black (3067), Charcoal (3064), Silver (3090) or Polar White (3002).

Grommet: Specify the color of the grommet, White (G1) or Charcoal (G2) or "No Grommet" (NG) option, no charge, [see p.62 to 64](#).

O Multi-Outlet: Option of 1-circuit multi-outlet, centered (ECC), or option of standard multi-outlet, centered (UCC), add \$213 each, [see p.65](#).

"P" shaped tables - surface supported (tubular leg)

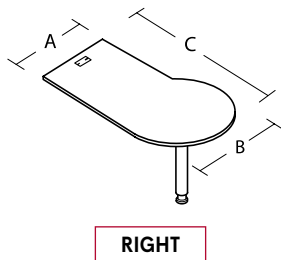
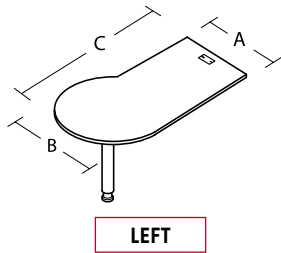
"P" shaped table (left or right), supported by adjacent freestanding furniture.

Telescopic metal leg, 4" diameter.

No modesty panel is available on this table, privacy screen can be ordered separately, [see p.F02](#).

1-circuit or standard multi-outlet option available.

The (EC) option requires the use of the AC-ECFK power module (1 circuit system), refer to the Accessories price List.



			L Lima 1"		M Mike 1 1/2"					
Dimensions			Code	Price		Price		Spec.		
A	B	C		T.F.L.	H.P.L.	T.F.L.	H.P.L.	Cu.Ft.	lb (L)	lb (M)
LEFT										
30	36	72	PSL303672	604	809	809	982	4.5	74	114
30	36	66	PSL303666	581	788	792	952	4.2	69	105
30	36	60	PSL303660	564	761	769	916	3.9	63	96
RIGHT										
24	30	60	PSL243060	535	716	735	856	3.4	54	81
24	30	54	PSL243054	520	706	701	818	3.1	50	76
24	30	48	PSL243048	506	670	678	774	2.8	46	70
RIGHT										
30	36	72	PSR303672	604	809	809	982	4.5	74	114
30	36	66	PSR303666	581	788	792	952	4.2	69	105
30	36	60	PSR303660	564	761	769	916	3.9	63	96
RIGHT										
24	30	60	PSR243060	535	716	735	856	3.4	54	81
24	30	54	PSR243054	520	706	701	818	3.1	50	76
24	30	48	PSR243048	506	670	678	774	2.8	46	70

S SPECIFY

Series Code Surface Edge Metal Grommet M-Outlet

T - - - / - - -

O OPTION

S Series: L or M [see specifications p.58](#).

Code: Consult the above product code list.

Surface: Take Off finishes, [see p.108, section 1](#).

Edge: Take Off finishes, [see p.108, section 2](#).

Metal leg: Specify the finish: Black (3067), Charcoal (3064), Silver (3090) or Polar White (3002).

Grommet: Specify the color of the grommet, White (G1) or Charcoal (G2) or "No Grommet" (NG) option, no charge, [see p.62 to 64](#).

O Multi-Outlet: Option of 1-circuit multi-outlet, centered (ECC), or option of standard multi-outlet, centered (UCC), add \$213 each, [see p.65](#).

"L" shaped tables with modesty panel (tubular leg)

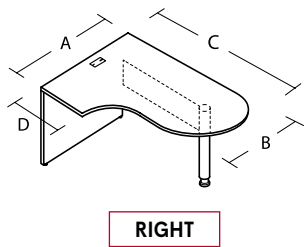
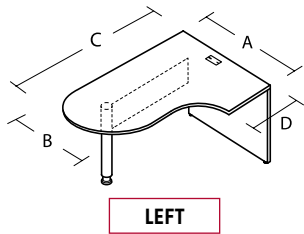
"L" shaped table, left or right, with reversible modesty panel.

Telescopic metal leg, 4" diameter.

Modesty panel is always 12" H.

1-circuit or standard multi-outlet option available.

The (EC) option requires the use of the AC-ECFK power module (1 circuit system), refer to the Accessories price List.



				L Lima 1"		M Mike 1 1/2"					
Dimensions				Code	Price		Price		Spec.		
A	B	C	D		T.F.L.	H.P.L.	T.F.L.	H.P.L.	Cu.Ft.	lb (L)	lb (M)
LEFT											
54	36	84	24	LML54368424	1240	1661	—	1821	13.8	164	218
54	36	78	24	LML54367824	1174	1572	—	1724	13.1	156	207
54	36	72	24	LML54367224	1108	1483	1329	1627	12.4	148	196
48	30	84	24	LML48308424	1101	1474	—	1618	12.9	149	197
48	30	78	24	LML48307824	1078	1417	—	1549	12.2	141	186
48	30	72	24	LML48307224	1057	1359	1180	1481	11.4	134	175
48	30	66	24	LML48306624	1015	1302	1139	1416	10.7	126	163
48	30	60	24	LML48306024	992	1267	1126	1376	10.0	118	152
42	30	72	24	LML42307224	1015	1297	1153	1410	10.4	119	155
42	30	66	24	LML42306624	1003	1283	1125	1394	9.7	112	145
42	30	60	24	LML42306024	977	1243	1111	1349	9.1	105	135
RIGHT											
54	36	84	24	LMR54368424	1240	1661	—	1821	13.8	164	218
54	36	78	24	LMR54367824	1174	1572	—	1724	13.1	156	207
54	36	72	24	LMR54367224	1108	1483	1329	1627	12.4	148	196
48	30	84	24	LMR48308424	1101	1474	—	1618	12.9	149	197
48	30	78	24	LMR48307824	1078	1417	—	1549	12.2	141	186
48	30	72	24	LMR48307224	1057	1359	1180	1481	11.4	134	175
48	30	66	24	LMR48306624	1015	1302	1139	1416	10.7	126	163
48	30	60	24	LMR48306024	992	1267	1126	1376	10.0	118	152
42	30	72	24	LMR42307224	1015	1297	1153	1410	10.4	119	155
42	30	66	24	LMR42306624	1003	1283	1125	1394	9.7	112	145
42	30	60	24	LMR42306024	977	1243	1111	1349	9.1	105	135

S SPECIFY
O OPTION

Series Code Surface Edge Base Metal Grommet M-Outlet

T - - - / - - - -

S Series: L or M see specifications p.58.
Code: Consult the above product code list.
Surface: Take Off finishes, see p.108, section 1.
Edge: Take Off finishes, see p.108, section 2.
Base: Take Off finishes, see p.109, section 4.
Metal leg: Specify the finish: Black (3067), Charcoal (3064), Silver (3090) or Polar White (3002).
Grommet: Specify the color of the grommet, White (G1) or Charcoal (G2) or "No Grommet" (NG) option, no charge, see p.62 to 64.

O Multi-Outlet: Option of 1-circuit multi-outlet, centered (ECC), or option of standard multi-outlet, centered (UCC), add \$213 each, see p.65.

"PL" shaped tables with modesty panel (tubular leg)

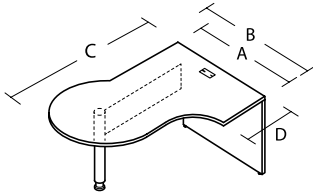
"PL" shaped table, left or right, with reversible modesty panel.

Telescopic metal leg, 4" diameter.

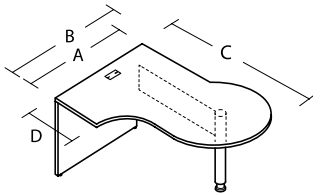
Modesty panel is always 12" H.

1-circuit or standard multi-outlet option available.

The (EC) option requires the use of the AC-ECFK power module (1 circuit system), refer to the Accessories price List.



LEFT



RIGHT

				L Lima 1"		M Mike 1 1/2"					
Dimensions				Code	Price		Price		Spec.		
A	B	C	D		T.F.L.	H.P.L.	T.F.L.	H.P.L.	Cu.Ft.	lb (L)	lb (M)
LEFT											
48	54	72	24	PLL487224	1089	1444	1233	1583	12.5	153	210
48	54	72	18	PLL487218	1089	1444	1233	1583	12.5	153	210
48	54	66	24	PLL486624	1044	1383	1187	1509	11.7	145	199
48	54	66	18	PLL486618	1044	1383	1187	1509	11.7	145	199
48	54	60	24	PLL486024	1020	1340	1170	1462	10.9	138	187
48	54	60	18	PLL486018	1020	1340	1170	1462	10.9	138	187
42	48	72	24	PLL427224	1047	1384	1205	1511	11.4	141	193
42	48	72	18	PLL427218	1047	1384	1205	1511	11.4	141	193
42	48	66	24	PLL426624	1033	1362	1173	1487	10.7	135	177
42	48	66	18	PLL426618	1033	1362	1173	1487	10.7	135	177
42	48	60	24	PLL426024	1003	1316	1155	1434	10.0	128	168
42	48	60	18	PLL426018	1003	1316	1155	1434	10.0	128	168
RIGHT											
48	54	72	24	PLR487224	1089	1444	1233	1583	12.5	153	210
48	54	72	18	PLR487218	1089	1444	1233	1583	12.5	153	210
48	54	66	24	PLR486624	1044	1383	1187	1509	11.7	145	199
48	54	66	18	PLR486618	1044	1383	1187	1509	11.7	145	199
48	54	60	24	PLR486024	1020	1340	1170	1462	10.9	138	187
48	54	60	18	PLR486018	1020	1340	1170	1462	10.9	138	187
42	48	72	24	PLR427224	1047	1384	1205	1511	11.4	141	193
42	48	72	18	PLR427218	1047	1384	1205	1511	11.4	141	193
42	48	66	24	PLR426624	1033	1362	1173	1487	10.7	135	177
42	48	66	18	PLR426618	1033	1362	1173	1487	10.7	135	177
42	48	60	24	PLR426024	1003	1316	1155	1434	10.0	128	168
42	48	60	18	PLR426018	1003	1316	1155	1434	10.0	128	168

S SPECIFY

O OPTION

Series Code Surface Edge Base Metal Grommet M-Outlet
 T - [] - [] - [] / [] - [] - [] - [] - []

S Series: L or M see specifications p.58.

Code: Consult the above product code list.

Surface: Take Off finishes, see p.108, section 1.

Edge: Take Off finishes, see p.108, section 2.

Base: Take Off finishes, see p.109, section 4.

Metal leg: Specify the finish: Black (3067), Charcoal (3064), Silver (3090) or Polar White (3002).

Grommet: Specify the color of the grommet, White (G1) or Charcoal (G2) or "No Grommet" (NG) option, no charge, see p.62 to 64.

O Multi-Outlet: Option of 1-circuit multi-outlet, centered (ECC), or option of standard multi-outlet, centered (UCC), add \$213 each, see p.65.

"Shark" shaped tables with modesty panel (tubular leg)

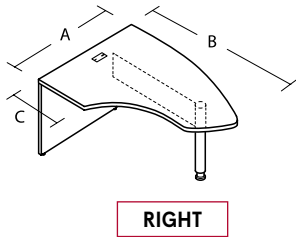
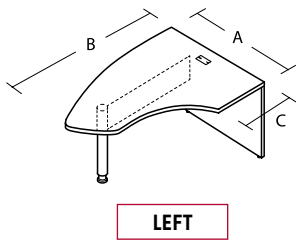
"Shark" shaped table, left or right, with reversible modesty panel.

Telescopic metal leg, 4" diameter.

Modesty panel is always 12" H.

1-circuit or standard multi-outlet option available.

The (EC) option requires the use of the AC-ECFK power module (1 circuit system), refer to the Accessories price List.



			L Lima 1"		M Mike 1 1/2"					
Dimensions			Code	Price		Price		Spec.		
A	B	C		T.F.L.	H.P.L.	T.F.L.	H.P.L.	Cu.Ft.	lb (L)	lb (M)
LEFT										
48	78	24	SHL487824	1068	1440	—	1577	12.2	128	166
42	72	24	SHL427224	1015	1297	1153	1410	10.4	115	148
42	66	24	SHL426624	1003	1283	1125	1394	9.7	108	139
42	66	18	SHL426618	1003	1283	1125	1394	9.7	108	139
42	60	18	SHL426018	977	1243	1111	1349	9.1	101	129
36	66	18	SHL366618	922	1163	1047	1253	8.7	95	121
36	60	18	SHL366018	894	1128	1024	1211	8.2	89	113
RIGHT										
48	78	24	SHR487824	1068	1440	—	1577	12.2	128	166
42	72	24	SHR427224	1015	1297	1153	1410	10.4	115	148
42	66	24	SHR426624	1003	1283	1125	1394	9.7	108	139
42	66	18	SHR426618	1003	1283	1125	1394	9.7	108	139
42	60	18	SHR426018	977	1243	1111	1349	9.1	101	129
36	66	18	SHR366618	922	1163	1047	1253	8.7	95	121
36	60	18	SHR366018	894	1128	1024	1211	8.2	89	113

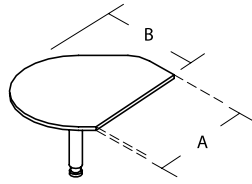
S SPECIFY
O OPTION

T - - - / - - - - -

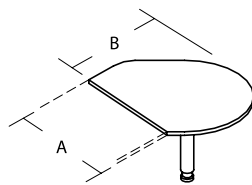
S Series: L or M [see specifications p.58](#).
Code: Consult the above product code list.
Surface: Take Off finishes, [see p.108, section 1](#).
Edge: Take Off finishes, [see p.108, section 2](#).
Base: Take Off finishes, [see p.109, section 4](#).
Metal leg: Specify the finish: Black (3067), Charcoal (3064), Silver (3090) or Polar White (3002).
Grommet: Specify the color of the grommet, White (G1) or Charcoal (G2) or "No Grommet" (NG) option, no charge, [see p.62 to 64](#).
O Multi-Outlet: Option of 1-circuit multi-outlet, centered (ECC), or option of standard multi-outlet, centered (UCC), add \$213 each, [see p.65](#).

"Teardrop" shaped end surfaces (tubular leg)

"Teardrop" shaped end surface (left or right), supported by adjacent freestanding furniture.
Telescopic metal leg, 4" diameter.



LEFT



RIGHT

Dimensions		Code	L Lima 1"		M Mike 1 1/2"		Spec.		
A	B		T.F.L.	H.P.L.	T.F.L.	H.P.L.	Cu.Ft.	lb (L)	lb (M)
LEFT									
36	37	XTL36	531	714	634	783	2.7	40	55
30	34	XTL30	493	660	597	710	2.2	33	44
24	32	XTL24	475	625	572	660	1.8	28	36
RIGHT									
36	37	XTR36	531	714	634	783	2.7	40	55
30	34	XTR30	493	660	597	710	2.2	33	44
24	32	XTR24	475	625	572	660	1.8	28	36

S SPECIFY

Series Code Surface Edge Metal

T - - - / -

S Series: L or M see specifications p.58.

Code: Consult the above product code list.

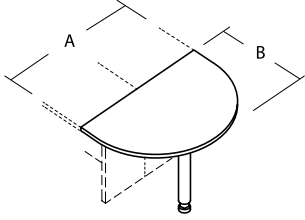
Surface: Take Off finishes, see p.108, section 1.

Edge: Take Off finishes, see p.108, section 2.

Metal leg: Specify the finish: Black (3067), Charcoal (3064), Silver (3090) or Polar White (3002).

Shared meeting surfaces

Semi-circle shared meeting surface, attaches to the end of 2 back-to-back surfaces.
Telescopic metal leg, 4" diameter.



Dimensions		Code	L Lima 1"		M Mike 1 1/2"		Spec.		
A	B		T.F.L.	H.P.L.	T.F.L.	H.P.L.	Cu.Ft.	lb (L)	lb (M)
60	36	XC60	598	799	694	882	3.9	63	95
54	33	XC54	546	726	637	792	3.3	47	71
48	30	XC48	509	668	590	715	2.8	34	50

S SPECIFY

Series Code Surface Edge Metal
T - - - / -

S Series: L or M see specifications p.58.

Code: Consult the above product code list.

Surface: Take Off finishes, see p.108, section 1.

Edge: Take Off finishes, see p.108, section 2.

Metal leg: Specify the finish: Black (3067), Charcoal (3064), Silver (3090) or Polar White (3002).

Storage



Storage 29" H.

assembled credenzas - 29" H.	B02
storage units - 29" H.	B07

Cabinets

single cabinets	B11
-----------------	-----

Storage 35-41-53" H.

assembled credenzas - 35" H.	B13
storage units - 35" H.	B15
storage units - 41" H.	B17
lateral file cabinets with 4 drawers - 53" H.	B19

Storage 72-66-50" H.

combined storage units - 72" and 66" H.	B20
cabinets - 72", 66" and 50" H.	B31
single door cabinets - 72", 66" and 50" H.	B39
single door cabinets with wardrobe	B61
combined storage units - 50" H.	B65
combined storage units - 66" H.	B69
combined storage units - 72" H.	B77
2-way cabinets	B81
tackboards	B84

Bookcases

bookcases	B85
corner bookcases	B87
extra shelves for cabinets	B88

Pedestals

pedestals	B90
cushions for mobile pedestal	B98
cabinets without top	B99
storage tops for 27 ½" H.	B103

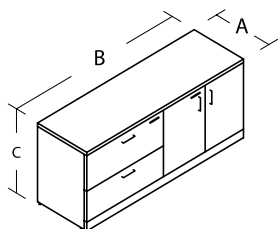
Assembled credenzas - 29" H.

Credenza with lateral filing at left and storage unit at right.

Lateral filing bars included, front-to-back filing bars (**AC-BL15**) sold separately, refer to the Accessories price list.

2 Noki locks standard, key locks available as an option (no upcharge). Will lock the drawers & doors.

Grommet option available (4 positions), [see p.62 to 64](#).



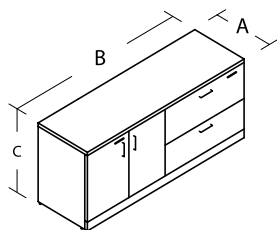
			L Lima 1"		M Mike 1 1/2"					
Dimensions			Code	Price		Price		Spec.		
A	B	C		T.F.L.	H.P.L.	T.F.L.	H.P.L.	Cu.Ft.	Ib (L)	Ib (M)
24	72	29	CZFD247229	1469	1668	1555	1731	34.5	199	218
24	60	29	CZFD246029	1421	1585	1499	1634	28.9	174	191
21	72	29	CZFD217229	1448	1620	1528	1673	30.7	185	202
21	60	29	CZFD216029	1403	1544	1475	1583	25.6	161	174

Credenza with storage unit at left and lateral filing at right.

Lateral filing bars included, front-to-back filing bars (**AC-BL15**) sold separately, refer to the Accessories price list.

2 Noki locks standard, key locks available as an option (no upcharge). Will lock the drawers & doors.

Grommet option available (4 positions), [see p.62 to 64](#).



			L Lima 1"		M Mike 1 1/2"					
Dimensions			Code	Price		Price		Spec.		
A	B	C		T.F.L.	H.P.L.	T.F.L.	H.P.L.	Cu.Ft.	Ib (L)	Ib (M)
24	72	29	CZDF247229	1469	1668	1555	1731	34.5	199	218
24	60	29	CZDF246029	1421	1585	1499	1634	28.9	174	191
21	72	29	CZDF217229	1448	1620	1528	1673	30.7	185	202
21	60	29	CZDF216029	1403	1544	1475	1583	25.6	161	174

S SPECIFY

O OPTIONS

Series Code Surface Edge Base Fronts Pull Grommet Lock
 T - - - / - / - - - -

S Series: L or M [see specifications p.58](#).

Code: Consult the above product code list.

Surface: Take Off finishes, [see p.108, section 1](#).

Edge: Take Off finishes, [see p.108, section 2](#).

Base / Fronts: Take Off finishes, [see p.109, section 4](#).

Pull: Pulls included, specify type, [see p.107](#).

O Grommet: Add grommets on top and sides & specify color: White (**G14**) or Charcoal (**G24**), add \$128, [see p.62 to 64](#).

Lock: Locks with keys (**LS**) or keyed-alike (**LSK**) options available with no upcharge, [see p.62](#).

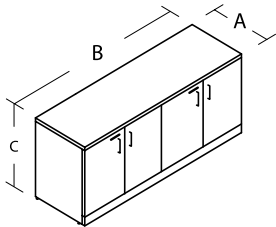
Specify code **LSK01** to the components in the first workstation; **LSK02** to the components in the second workstation, and so on to identify the keyed-alike products.

Assembled credenzas - 29" H. (cont'd)

Credenza with double storage units.

2 Noki locks standard, key locks available as an option (no upcharge). Will lock the 4 doors.

Grommet option available (4 positions), [see p.62 to 64](#).



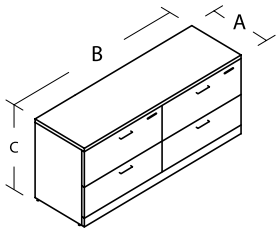
			L Lima 1"	M Mike 1 1/2"						
Dimensions			Code	Price		Price		Spec.		
A	B	C		T.F.L.	H.P.L.	T.F.L.	H.P.L.	Cu.Ft.	Ib (L)	Ib (M)
24	72	29	CZDD247229	1191	1389	1277	1454	34.5	178	198
24	60	29	CZDD246029	1144	1307	1221	1356	28.9	154	171
21	72	29	CZDD217229	1170	1342	1250	1396	30.7	163	180
21	60	29	CZDD216029	1125	1266	1197	1306	25.6	139	153

Credenza with double lateral files.

Lateral filing bars included, front-to-back filing bars (**AC-BL15**) sold separately, refer to the Accessories price list.

2 Noki locks standard, key locks available as an option (no upcharge). Will lock the 4 drawers.

Grommet option available (4 positions), [see p.62 to 64](#).



			L Lima 1"	M Mike 1 1/2"						
Dimensions			Code	Price		Price		Spec.		
A	B	C		T.F.L.	H.P.L.	T.F.L.	H.P.L.	Cu.Ft.	Ib (L)	Ib (M)
24	72	29	CZFF247229	1632	1832	1719	1895	34.5	178	198
24	60	29	CZFF246029	1585	1749	1663	1797	28.9	154	171
21	72	29	CZFF217229	1612	1784	1692	1837	30.7	163	180
21	60	29	CZFF216029	1566	1708	1639	1747	25.6	139	153

S SPECIFY

Series Code Surface Edge Base Fronts Pull Grommet Lock

T - - - / - / - - - -

O OPTIONS

S Series: L or M [see specifications p.58](#).

Code: Consult the above product code list.

Surface: Take Off finishes, [see p.108, section 1](#).

Edge: Take Off finishes, [see p.108, section 2](#).

Base / Fronts: Take Off finishes, [see p.109, section 4](#).

Pull: Pulls included, specify type, [see p.107](#).

O Grommet: Add grommets on top and sides & specify color: White (**G14**) or Charcoal (**G24**), add \$128, [see p.62 to 64](#).

Lock: Locks with keys (**LS**) or keyed-alike (**LSK**) options available with no upcharge, [see p.62](#).

Specify code **LSK01** to the components in the first workstation; **LSK02** to the components in the second workstation, and so on to identify the keyed-alike products.

Assembled credenzas - 29" H.

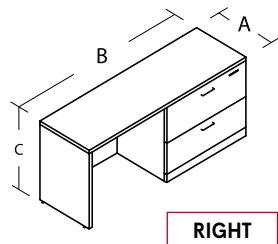
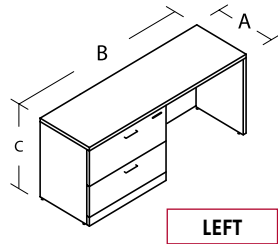
Credenza with lateral file at left or right.

Drawer section occupies half of the total length (dimension B).

Lateral filing bars included, front-to-back bars (**AC-BL15**) sold separately, refer to the Accessories price list.

Noki locks standard, key locks available as an option (no upcharge). Will lock the drawers.

Grommet option available (4 positions), [see p.62 to 64](#).



			L Lima 1"		M Mike 1 1/2"					
Dimensions			Code	Price		Price		Spec.		
A	B	C		T.F.L.	H.P.L.	T.F.L.	H.P.L.	Cu.Ft.	lb (L)	lb (M)
LEFT										
24	72	29	CZFO247229	1188	1378	1261	1438	34.5	162	182
24	60	29	CZFO246029	1144	1299	1208	1343	28.9	138	154
21	72	29	CZFO217229	1167	1331	1233	1379	30.7	151	168
21	60	29	CZFO216029	1125	1258	1184	1293	25.6	127	141
RIGHT										
24	72	29	CZOF247229	1188	1378	1261	1438	34.5	162	182
24	60	29	CZOF246029	1144	1299	1208	1343	28.9	138	154
21	72	29	CZOF217229	1167	1331	1233	1379	30.7	151	168
21	60	29	CZOF216029	1125	1258	1184	1293	25.6	127	141

S SPECIFY

O OPTIONS

Series Code Surface Edge Base Fronts Pull Grommet Lock

T - - - / - / - - - -

S Series: L or M [see specifications p.58](#).

Code: Consult the above product code list.

Surface: Take Off finishes, [see p.108, section 1](#).

Edge: Take Off finishes, [see p.108, section 2](#).

Base / Fronts: Take Off finishes, [see p.109, section 4](#).

Pull: Pulls included, specify type, [see p.107](#).

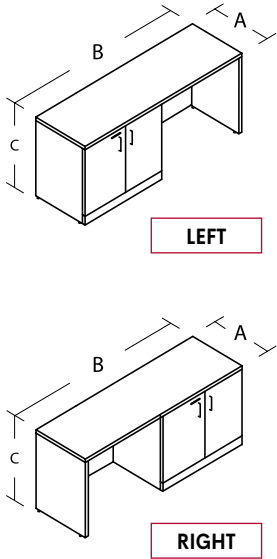
O Grommet: Add grommets on top and sides & specify color: White (**G14**) or Charcoal (**G24**), add \$128, [see p.62 to 64](#).

Lock: Locks with keys (**LS**) or keyed-alike (**LSK**) options available with no upcharge, [see p.62](#).

Specify code **LSK01** to the components in the first workstation; **LSK02** to the components in the second workstation, and so on to identify the keyed-alike products.

Assembled credenzas - 29" H. (cont'd)

Credenza with storage unit at left or right.
 Cabinet section occupies half of the total length (dimension B).
 Noki locks standard, key locks available as an option (no upcharge). Will lock the doors.
 Grommet option available (4 positions), [see p.62 to 64](#).



			L Lima 1"	M Mike 1 1/2"						
Dimensions			Code	Price		Price		Spec.		
A	B	C		T.F.L.	H.P.L.	T.F.L.	H.P.L.	Cu.Ft.	lb (L)	lb (M)
LEFT										
24	72	29	CZDO247229	1010	1208	1096	1273	34.5	157	176
24	60	29	CZDO246029	966	1129	1043	1178	28.9	133	149
21	72	29	CZDO217229	989	1161	1068	1214	30.7	146	163
21	60	29	CZDO216029	947	1088	1019	1128	25.6	122	136
RIGHT										
24	72	29	CZOD247229	1010	1208	1096	1273	34.5	157	176
24	60	29	CZOD246029	966	1129	1043	1178	28.9	133	149
21	72	29	CZOD217229	989	1161	1068	1214	30.7	146	163
21	60	29	CZOD216029	947	1088	1019	1128	25.6	122	136

S SPECIFY

Series Code Surface Edge Base Fronts Pull Grommet Lock

T - - - / - / - - - -

O OPTIONS

S Series: L or M [see specifications p.58](#).

Code: Consult the above product code list.

Surface: Take Off finishes, [see p.108, section 1](#).

Edge: Take Off finishes, [see p.108, section 2](#).

Base / Fronts: Take Off finishes, [see p.109, section 4](#).

Pull: Pulls included, specify type, [see p.107](#).

O Grommet: Add grommets on top and sides & specify color: White (**G14**) or Charcoal (**G24**), add \$128, [see p.62 to 64](#).

Lock: Locks with keys (**LS**) or keyed-alike (**LSK**) options available with no upcharge, [see p.62](#).
 Specify code **LSK01** to the components in the first workstation; **LSK02** to the components in the second workstation,
 and so on to identify the keyed-alike products.

Assembled credenzas - 29" H. (cont'd)

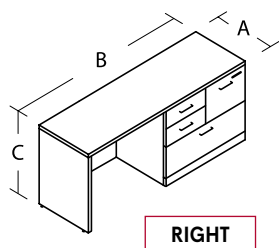
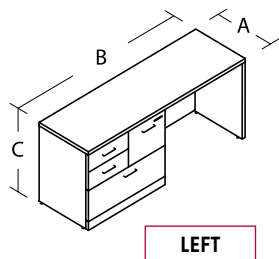
Credenza with a combined unit at left or right.

Lateral filing bars included, front-to-back filing bars (AC-BL15) sold separately, refer to the Accessories/ price list.

Pencil tray included in the 6" top drawer.

Noki locks standard, key locks available as an option (no upcharge). Will lock both file drawers.

Grommet option available (4 positions), see p.62 to 64.

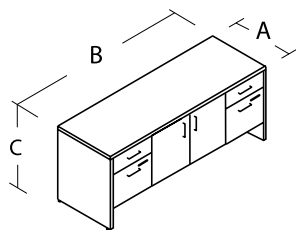


			L Lima 1"		M Mike 1 1/2"					
Dimensions			Code	Price		Price		Spec.		
A	B	C		T.F.L.	H.P.L.	T.F.L.	H.P.L.	Cu.Ft.	lb (L)	lb (M)
LEFT										
24	72	29	CZCO247229	1223	1414	1296	1473	34.5	205	139
24	60	29	CZCO246029	1179	1334	1243	1378	28.9	181	197
21	72	29	CZCO217229	1202	1366	1268	1415	30.7	194	211
21	60	29	CZCO216029	1161	1294	1219	1328	25.6	170	184
RIGHT										
24	72	29	CZOC247229	1223	1414	1296	1473	34.5	205	139
24	60	29	CZOC246029	1179	1334	1243	1378	28.9	181	197
21	72	29	CZOC217229	1202	1366	1268	1415	30.7	194	211
21	60	29	CZOC216029	1161	1294	1219	1328	25.6	170	184

Credenza with suspended pedestals at left and right and central cabinet.

Pencil tray included in one of the 6" top drawers. File drawers include a lateral filing bar.

2 Noki locks standard, key locks available as an option (no upcharge). Will lock all drawers.



			L Lima 1"		M Mike 1 1/2"					
Dimensions			Code	Price		Price		Spec.		
A	B	C		T.F.L.	H.P.L.	T.F.L.	H.P.L.	Cu.Ft.	lb (L)	lb (M)
24	72	29	CZC247229	1345	1510	1528	1705	34.5	254	273
24	60	29	CZC246029	1298	1428	1472	1607	28.9	230	246
21	72	29	CZC217229	1324	1463	1500	1647	30.7	229	249
21	60	29	CZC216029	1279	1387	1448	1557	25.6	207	224

S SPECIFY

Series Code Surface Edge Base Fronts Pull Grommet Lock

T - - - / - / - - - -

O OPTIONS

S Series: L or M see specifications p.58.

Code: Consult the above product code list.

Surface: Take Off finishes, see p.108, section 1.

Edge: Take Off finishes, see p.108, section 2.

O Base / Fronts: Take Off finishes, see p.109, section 4.

Pull: Pulls included, specify type, see p.107.

Grommet: Add grommets on top and sides & specify color: White (G14) or Charcoal (G24), add \$128, see p.62 to 64.

Lock: Locks with keys (LS) or keyed-alike (LSK) options available with no upcharge, see p.62.

Specify code **LSK01** to the components in the first workstation; **LSK02** to the components in the second workstation, and so on to identify the keyed-alike products.

Storage units - 29" H.

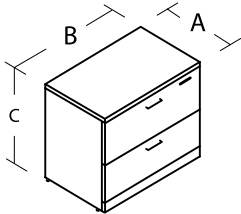
Laminate lateral file cabinet with 2 lateral file drawers. "Interlock" mechanism included.

Front-to-back filing bars (**AC-BL15**) sold separately, refer to the Accessories price list.

In order to meet BIFMA safety standards, a counter-weight preventing storage tipping (when overloaded), can be factory installed.

Noki locks standard, key locks available as an option (no upcharge). Will lock both drawers.

Grommet option available (3 positions), [see p.62 to 64](#).



			L Lima 1"		M Mike 1 1/2"					
Dimensions			Price		Price		Spec.			
A	B	C	T.F.L.	H.P.L.	T.F.L.	H.P.L.	Cu.Ft.	lb (L)	lb (M)	
24	36	29	SFF243629	911	1033	1012	1096	17.8	140	151
24	30	29	SFF243029	867	989	968	1037	17.8	125	135
21	36	29	SFF213629	877	988	974	1047	15.8	142	152
21	30	29	SFF213029	832	943	927	989	15.8	126	134

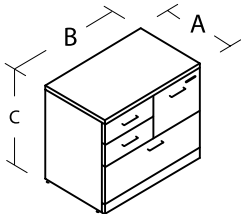
Combined storage unit with 2 - 6" drawers, 1 file drawer and 1 lateral file drawer.

Pencil tray included in the 6" top drawer.

In order to meet BIFMA safety standards, a counter-weight preventing storage tipping (when overloaded), can be factory installed.

Noki locks standard, key locks available as an option (no upcharge). Will lock both drawers.

Grommet option available (3 positions), [see p.62 to 64](#).



			L Lima 1"		M Mike 1 1/2"					
Dimensions			Price		Price		Spec.			
A	B	C	T.F.L.	H.P.L.	T.F.L.	H.P.L.	Cu.Ft.	lb (L)	lb (M)	
24	36	29	SUUFF243629	1053	1168	1177	1260	17.8	158	169
24	30	29	SUUFF243029	1007	1109	1131	1200	17.8	139	148
21	36	29	SUUFF213629	1019	1122	1137	1211	15.8	139	149
21	30	29	SUUFF213029	972	1063	1091	1152	15.8	124	132

S SPECIFY

O OPTIONS

T - - - / - / - - - - - -

S Series: L or M [see specifications p.58](#).

Code: Consult the above product code list.

Surface: Take Off finishes, [see p.108, section 1](#).

Edge: Take Off finishes, [see p.108, section 2](#).

Base / Fronts: Take Off finishes, [see p.109, section 4](#).

Pull: Pulls included, specify type, [see p.107](#).

O Grommet: Add grommets on top and sides & specify color: White (**G13**) or Charcoal (**G23**), add \$96, [see p.62 to 64](#).

Counter-weight: For the counter-weight option, add (**CW**), add \$94.

Lock: Locks with keys (**LS**) or keyed-alike (**LSK**) options available with no upcharge, [see p.62](#).

Specify code **LSK01** to the components in the first workstation; **LSK02** to the components in the second workstation, and so on to identify the keyed-alike products.

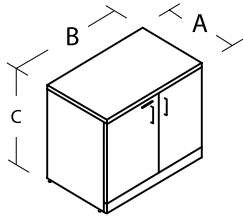
Storage units - 29" H. (cont'd)

Cabinet with 2 doors and adjustable shelf.

Extra shelves: Order separately, [see p.B88-B89](#).

Noki locks standard, key locks available as an option (no upcharge). Will lock both doors.

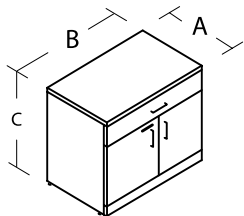
Grommet option available (3 positions), [see p.62 to 64](#).



			L Lima 1"	M Mike 1 1/2"						
Dimensions			Code	Price		Price		Spec.		
A	B	C		T.F.L.	H.P.L.	T.F.L.	H.P.L.	Cu.Ft.	lb (L)	lb (M)
24	36	29	SDD243629	804	879	948	1078	17.8	155	169
24	30	29	SDD243029	760	838	898	1060	17.8	124	136
21	36	29	SDD213629	765	829	902	1073	15.8	141	153
21	30	29	SDD213029	719	789	854	1000	15.8	114	125

Combined storage unit with a bottom cabinet section and a 6" top drawer.

Noki locks standard, key locks available as an option (no upcharge). Will lock both doors. Grommet option available (3 positions), [see p.62 to 64](#).



			L Lima 1"	M Mike 1 1/2"						
Dimensions			Code	Price		Price		Spec.		
A	B	C		T.F.L.	H.P.L.	T.F.L.	H.P.L.	Cu.Ft.	lb (L)	lb (M)
24	36	29	SBDD243629	903	978	1047	1177	17.8	165	179
24	30	29	SBDD243029	859	937	997	1159	17.8	134	146
21	36	29	SBDD213629	864	928	1001	1172	15.8	151	163
21	30	29	SBDD213029	818	888	953	1099	15.8	124	135

S SPECIFY

Series Code Surface Edge Base Fronts Pull Grommet Lock

T - - - / - / - - - -

O OPTIONS

S Series: L or M [see specifications p.58](#).

Code: Consult the above product code list.

Surface: Take Off finishes, [see p.108, section 1](#).

Edge: Take Off finishes, [see p.108, section 2](#).

Base / Fronts: Take Off finishes, [see p.109, section 4](#).

Pull: Pulls included, specify type, [see p.107](#).

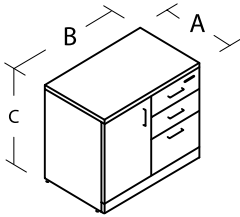
O Grommet: Add grommets on top and sides & specify color: White (G13) or Charcoal (G23), add \$96, [see p.62 to 64](#).

Lock: Locks with keys (LS) or keyed-alike (LSK) options available with no upcharge, [see p.62](#).

Specify code **LSK01** to the components in the first workstation; **LSK02** to the components in the second workstation, and so on to identify the keyed-alike products.

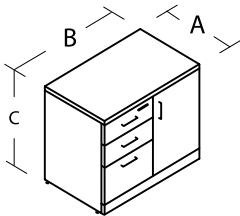
Storage units - 29" H. (cont'd)

Combined storage unit with 2 - 6" drawers, 1 file drawer and a cabinet section with door, at left.
 Pencil tray included in the 6" top drawer.
 Noki locks standard, key locks available as an option (no upcharge). Will lock all 3 drawers.
 Grommet option available (3 positions), [see p.62 to 64](#).



			L Lima 1"		M Mike 1 1/2"					
Dimensions			Code	Price		Price		Spec.		
A	B	C		T.F.L.	H.P.L.	T.F.L.	H.P.L.	Cu.Ft.	lb (L)	lb (M)
24	36	29	SDUUF243629	1004	1112	1076	1185	17.8	158	169
24	30	29	SDUUF243029	949	1043	1024	1118	17.8	139	148
21	36	29	SDUUF213629	964	1058	1032	1130	15.8	139	149
21	30	29	SDUUF213029	909	990	981	1063	15.8	124	132

Combined storage unit with 2 - 6" drawers, 1 file drawer and a cabinet section with door, at right.
 Pencil tray included in the 6" top drawer.
 Noki locks standard, key locks available as an option (no upcharge). Will lock all 3 drawers. Grommet option available (3 positions), [see p.62 to 64](#).



			L Lima 1"		M Mike 1 1/2"					
Dimensions			Code	Price		Price		Spec.		
A	B	C		T.F.L.	H.P.L.	T.F.L.	H.P.L.	Cu.Ft.	lb (L)	lb (M)
24	36	29	SUUFD243629	1004	1112	1076	1185	17.8	158	169
24	30	29	SUUFD243029	949	1043	1024	1118	17.8	139	148
21	36	29	SUUFD213629	964	1058	1032	1130	15.8	139	149
21	30	29	SUUFD213029	909	990	981	1063	15.8	124	132

S SPECIFY

O OPTIONS

T - Series - Code - Surface / Edge - Base / Fronts - Pull - Grommet - Lock

S Series: L or M [see specifications p.58](#).

Code: Consult the above product code list.

Surface: Take Off finishes, [see p.108, section 1](#).

Edge: Take Off finishes, [see p.108, section 2](#).

Base / Fronts: Take Off finishes, [see p.109, section 4](#).

Pull: Pulls included, specify type, [see p.107](#).

O Grommet: Add grommets on top and sides & specify color: White (G13) or Charcoal (G23), add \$96, [see p.62 to 64](#).

Lock: Locks with keys (LS) or keyed-alike (LSK) options available with no upcharge, [see p.62](#).

Specify code **LSK01** to the components in the first workstation; **LSK02** to the components in the second workstation, and so on to identify the keyed-alike products.

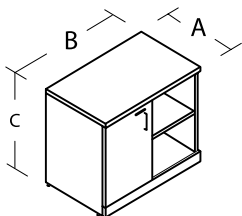
Storage units - 29" H. (cont'd)

Storage unit with a cabinet section with door at left and open section at right.

Extra shelves: Order separately, [see p.B88-B89](#).

Noki locks standard, key locks available as an option (no upcharge).

Grommet option available (3 positions), [see p.62 to 64](#).



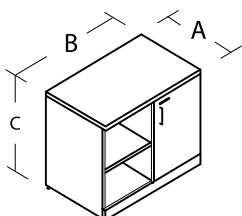
			L Lima 1"		M Mike 1 1/2"					
Dimensions			Code	Price		Price		Spec.		
A	B	C		T.F.L.	H.P.L.	T.F.L.	H.P.L.	Cu.Ft.	lb (L)	lb (M)
24	36	29	SDO243629	799	873	943	1073	17.8	148	162
24	30	29	SDO243029	755	833	892	1055	17.8	119	130
21	36	29	SDO213629	759	824	897	1067	15.8	135	147
21	30	29	SDO213029	714	783	848	994	15.8	108	119

Storage unit with a cabinet section with door at right and open section at left.

Extra shelves: Order separately, [see p.B88-B89](#).

Noki locks standard, key locks available as an option (no upcharge).

Grommet option available (3 positions), [see p.62 to 64](#).



			L Lima 1"		M Mike 1 1/2"					
Dimensions			Code	Price		Price		Spec.		
A	B	C		T.F.L.	H.P.L.	T.F.L.	H.P.L.	Cu.Ft.	lb (L)	lb (M)
24	36	29	SOD243629	799	873	943	1073	17.8	148	162
24	30	29	SOD243029	755	833	892	1055	17.8	119	130
21	36	29	SOD213629	759	824	897	1067	15.8	135	147
21	30	29	SOD213029	714	783	848	994	15.8	108	119

S SPECIFY

O OPTIONS

Series Code Surface Edge Base Fronts Pull Grommet Lock

T - - - / - / - - - -

S Series: L or M [see specifications p.58](#).

Code: Consult the above product code list.

Surface: Take Off finishes, [see p.108, section 1](#).

Edge: Take Off finishes, [see p.108, section 2](#).

Base / Fronts: Take Off finishes, [see p.109, section 4](#).

Pull: Pulls included, specify type, [see p.107](#).

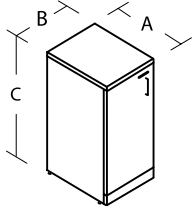
O Grommet: Add grommets on top and sides & specify color: White (G13) or Charcoal (G23), add \$96, [see p.62 to 64](#).

Lock: Locks with keys (LS) or keyed-alike (LSK) options available with no upcharge, [see p.62](#).

Specify code **LSK01** to the components in the first workstation; **LSK02** to the components in the second workstation, and so on to identify the keyed-alike products.

Single cabinets

Single door cabinet (left).
Adjustable shelves inside.
Noki locks standard, key locks available as an option (no upcharge).



				L Lima 1"		M Mike 1 1/2"					
Dimensions				Code	Price		Price		Spec.		
A	B	C	D		T.F.L.	H.P.L.	T.F.L.	H.P.L.	Cu.Ft.	lb (L)	lb (M)
24	18	50	3	SDL241850	1035	1101	1158	1202	15.7	124	129
24	18	41	2	SDL241841	910	976	1090	1134	12.9	102	107
24	18	35	2	SDL241835	853	919	980	1024	11.1	88	93
24	18	29	1	SDL241829	751	817	895	939	9.3	74	78
24	12	41	2	SDL241241	819	867	831	879	7.8	73	76
21	18	50	3	SDL211850	968	1029	1091	1130	13.9	116	120
21	18	41	2	SDL211841	854	914	1034	1073	11.5	96	100
21	18	35	2	SDL211835	813	873	941	979	9.9	82	87
21	18	29	1	SDL211829	712	772	856	894	8.3	69	73
21	12	41	2	SDL211241	795	837	806	848	6.8	66	70

D: Number of shelves

S SPECIFY

O OPTION

T - - - / - / - - -

S Series: L or M [see specifications p.58.](#)

Code: Consult the above product code list.

Surface: Take Off finishes, [see p.108, section 1.](#)

Edge: Take Off finishes, [see p.108, section 2.](#)

Base / Fronts: Take Off finishes, [see p.109, section 4.](#)

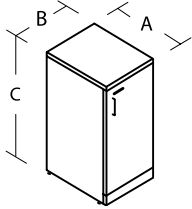
Pull: Pulls included, specify type, [see p.107.](#)

O Lock: Locks with keys (**LS**) or keyed-alike (**LSK**) options available with no upcharge, [see p.62.](#)

Specify code **LSK01** to the components in the first workstation; **LSK02** to the components in the second workstation, and so on to identify the keyed-alike products.

Single cabinets (cont'd)

Single door cabinet (right).
Adjustable shelves inside.
Noki locks standard, key locks available as an option (no upcharge).



				L Lima 1"		M Mike 1 1/2"					
Dimensions			Code	Price		Price		Spec.			
A	B	C	D		T.F.L.	H.P.L.	T.F.L.	H.P.L.	Cu.Ft.	lb (L)	lb (M)
24	18	50	3	SDR241850	1035	1101	1158	1202	15.7	124	129
24	18	41	2	SDR241841	910	976	1090	1134	12.9	102	107
24	18	35	2	SDR241835	853	919	980	1024	11.1	88	93
24	18	29	1	SDR241829	751	817	895	939	9.3	74	78
24	12	41	2	SDR241241	819	867	831	879	7.8	73	76
21	18	50	3	SDR211850	968	1029	1091	1130	13.9	116	120
21	18	41	2	SDR211841	854	914	1034	1073	11.5	96	100
21	18	35	2	SDR211835	813	873	941	979	9.9	82	87
21	18	29	1	SDR211829	712	772	856	894	8.3	69	73
21	12	41	2	SDR211241	795	837	806	848	6.8	66	70

D: Number of shelves

S SPECIFY

O OPTION

Series Code Surface Edge Base Fronts Pull Lock
 T - - - / - / - -

S Series: L or M see specifications p.58.

Code: Consult the above product code list.

Surface: Take Off finishes, see p.108, section 1.

Edge: Take Off finishes, see p.108, section 2.

Base / Fronts: Take Off finishes, see p.109, section 4.

Pull: Pulls included, specify type, see p.107.

O Lock: Locks with keys (LS) or keyed-alike (LSK) options available with no upcharge, see p.62.

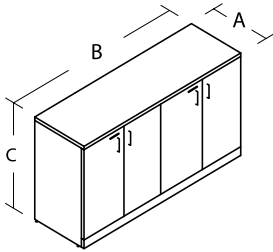
Specify code **LSK01** to the components in the first workstation; **LSK02** to the components in the second workstation, and so on to identify the keyed-alike products.

Assembled credenzas - 35" H.

Credenza 35" H. with cabinets.

Adjustable shelves inside.

2 Noki locks standard, key locks available as an option (no upcharge). Will lock the 4 doors.

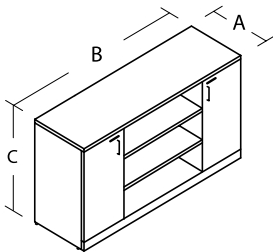


			L Lima 1"		M Mike 1 1/2"					
Dimensions			Code	Price		Price		Spec.		
A	B	C		T.F.L.	H.P.L.	T.F.L.	H.P.L.	Cu.Ft.	lb (L)	lb (M)
24	72	35	CZ4D247235	1663	1914	1772	2028	41.2	202	221
24	60	35	CZ4D246035	1604	1810	1701	1903	34.5	178	194
21	72	35	CZ4D217235	1637	1855	1737	1954	36.5	186	203
21	60	35	CZ4D216035	1580	1758	1671	1837	30.5	162	176

Credenza with cabinet sections at each end and open section at center (2 shelves).

Adjustable shelves inside.

2 Noki locks standard, key locks available as an option (no upcharge). Will lock both doors.



			L Lima 1"		M Mike 1 1/2"					
Dimensions			Code	Price		Price		Spec.		
A	B	C		T.F.L.	H.P.L.	T.F.L.	H.P.L.	Cu.Ft.	lb (L)	lb (M)
24	72	35	CZDOD247235	1529	1780	1638	1894	41.2	192	212
24	60	35	CZDOD246035	1470	1675	1566	1769	34.5	168	185
21	72	35	CZDOD217235	1503	1720	1603	1819	36.5	177	194
21	60	35	CZDOD216035	1445	1624	1537	1703	30.5	153	167

S SPECIFY

O OPTION

Series Code Surface Edge Base Fronts Pull Lock
 T - - - / - / - -

S Series: L or M see specifications p.58.

Code: Consult the above product code list.

Surface: Take Off finishes, see p.108, section 1.

Edge: Take Off finishes, see p.108, section 2.

Base / Fronts: Take Off finishes, see p.109, section 4.

Pull: Pulls included, specify type, see p.107.

O Lock: Locks with keys (LS) or keyed-alike (LSK) options available with no upcharge, see p.62.

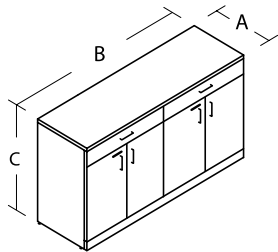
Specify code **LSK01** to the components in the first workstation; **LSK02** to the components in the second workstation, and so on to identify the keyed-alike products.

Assembled credenzas - 35" H. (cont'd)

Credenza with 2 cabinets and 2 - 6" top drawers.

Adjustable shelves inside.

2 Noki locks standard, key locks available as an option (no upcharge). Will lock the 4 doors.

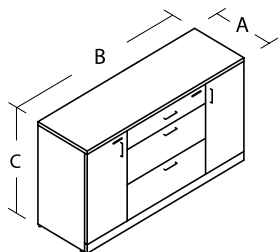


			L Lima 1"	M Mike 1 1/2"						
Dimensions			Code	Price		Price		Spec.		
A	B	C		T.F.L.	H.P.L.	T.F.L.	H.P.L.	Cu.Ft.	lb (L)	lb (M)
24	72	35	CZ2B4D247235	1759	2010	1868	2124	41.0	220	234
24	60	35	CZ2B4D246035	1700	1905	1796	1999	34.5	189	205
21	72	35	CZ2B4D217235	1733	1950	1833	2049	36.5	199	216
21	60	35	CZ2B4D216035	1675	1854	1767	1933	30.5	173	187

Credenza with 2 cabinet sections at each end and 3 drawers (1 - 6" and 2 file drawers) at center.

Adjustable shelves inside.

2 Noki locks standard, key locks available as an option (no upcharge). Will lock all central drawers and the left door.



			L Lima 1"	M Mike 1 1/2"						
Dimensions			Code	Price		Price		Spec.		
A	B	C		T.F.L.	H.P.L.	T.F.L.	H.P.L.	Cu.Ft.	lb (L)	lb (M)
24	72	35	CZDUFFD247235	1876	2126	1984	2241	41.2	251	270
24	60	35	CZDUFFD246035	1816	2022	1913	2115	34.5	225	241
21	72	35	CZDUFFD217235	1849	2067	1949	2166	36.5	235	252
21	60	35	CZDUFFD216035	1792	1970	1883	2049	30.5	210	223

S SPECIFY

O OPTION

Series Code Surface Edge Base Fronts Pull Lock

T - - - / - / - -

S Series: L or M [see specifications p.58.](#)

Code: Consult the above product code list.

Surface: Take Off finishes, [see p.108, section 1.](#)

Edge: Take Off finishes, [see p.108, section 2.](#)

Base / Fronts: Take Off finishes, [see p.109, section 4.](#)

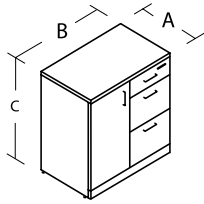
Pull: Pulls included, specify type, [see p.107.](#)

O Lock: Locks with keys (**LS**) or keyed-alike (**LSK**) options available with no upcharge, [see p.62.](#)

Specify code **LSK01** to the components in the first workstation; **LSK02** to the components in the second workstation, and so on to identify the keyed-alike products.

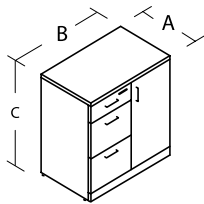
Storage units - 35" H.

Combined storage unit with 1 - 6" drawer, 2 file drawers and a cabinet section with door, at left.
 Pencil tray included in the 6" top drawer.
 Noki locks standard, key locks available as an option (no upcharge). Will lock all 3 drawers.



			L Lima 1"		M Mike 1 1/2"					
Dimensions			Code	Price		Price		Spec.		
A	B	C		T.F.L.	H.P.L.	T.F.L.	H.P.L.	Cu.Ft.	lb (L)	lb (M)
24	36	35	SDUFF243635	1235	1353	1364	1473	21.1	170	181
24	30	35	SDUFF243035	1173	1276	1305	1395	17.8	150	160
21	36	35	SDUFF213635	1188	1294	1313	1409	18.7	151	162
21	30	35	SDUFF213035	1128	1216	1253	1332	15.7	135	143

Combined storage unit with 1 - 6" drawer, 2 file drawers and a cabinet section with door, at right.
 Pencil tray included in the 6" top drawer.
 Noki locks standard, key locks available as an option (no upcharge). Will lock all 3 drawers.



			L Lima 1"		M Mike 1 1/2"					
Dimensions			Code	Price		Price		Spec.		
A	B	C		T.F.L.	H.P.L.	T.F.L.	H.P.L.	Cu.Ft.	lb (L)	lb (M)
24	36	35	SUFFD243635	1235	1353	1364	1473	21.1	170	181
24	30	35	SUFFD243035	1173	1276	1305	1395	17.8	150	160
21	36	35	SUFFD213635	1188	1294	1313	1409	18.7	151	162
21	30	35	SUFFD213035	1128	1216	1253	1332	15.7	135	143

S SPECIFY
O OPTION

Series Code Surface Edge Base Fronts Pull Lock

T - - - / - / - -

S **Series:** L or M [see specifications p.58.](#)
Code: Consult the above product code list.
Surface: Take Off finishes, [see p.108, section 1.](#)
Edge: Take Off finishes, [see p.108, section 2.](#)
Base / Fronts: Take Off finishes, [see p.109, section 4.](#)
Pull: Pulls included, specify type, [see p.107.](#)

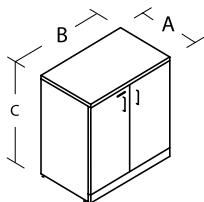
O **Lock:** Locks with keys (**LS**) or keyed-alike (**LSK**) options available with no upcharge, [see p.62.](#)
 Specify code **LSK01** to the components in the first workstation; **LSK02** to the components in the second workstation, and so on to identify the keyed-alike products.

Storage units - 35" H. (cont'd)

Cabinet with 2 doors.

Adjustable shelves inside.

Noki locks standard, key locks available as an option (no upcharge). Will lock both doors.

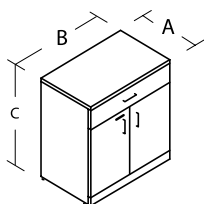


			L Lima 1"	M Mike 1 1/2"						
Dimensions			Code	Price		Price		Spec.		
A	B	C		T.F.L.	H.P.L.	T.F.L.	H.P.L.	Cu.Ft.	lb (L)	lb (M)
24	36	35	SDD243635	905	964	1033	1163	21.1	181	195
24	30	35	SDD243035	861	923	982	1145	17.8	147	159
21	36	35	SDD213635	866	914	987	1157	18.7	167	179
21	30	35	SDD213035	821	873	938	1085	15.7	136	148

Combined storage unit with a bottom cabinet section with 2 doors and 6" top drawer.

Adjustable shelves inside.

Noki locks standard, key locks available as an option (no upcharge). Will lock both doors.



			L Lima 1"	M Mike 1 1/2"						
Dimensions			Code	Price		Price		Spec.		
A	B	C		T.F.L.	H.P.L.	T.F.L.	H.P.L.	Cu.Ft.	lb (L)	lb (M)
24	36	35	SUDD243635	988	1063	1132	1262	21.1	188	202
24	30	35	SUDD243035	944	1022	1081	1244	17.8	153	164
21	36	35	SUDD213635	948	1013	1086	1256	18.7	174	186
21	30	35	SUDD213035	903	972	1037	1184	15.7	142	153

S SPECIFY

O OPTION

Series Code Surface Edge Base Fronts Pull Lock
 T - - - / - / - -

S Series: L or M see specifications p.58.

Code: Consult the above product code list.

Surface: Take Off finishes, see p.108, section 1.

Edge: Take Off finishes, see p.108, section 2.

Base / Fronts: Take Off finishes, see p.109, section 4.

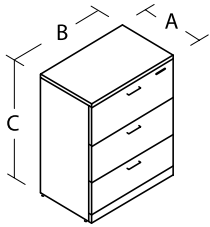
Pull: Pulls included, specify type, see p.107.

O Lock: Locks with keys (LS) or keyed-alike (LSK) options available with no upcharge, see p.62.

Specify code **LSK01** to the components in the first workstation; **LSK02** to the components in the second workstation, and so on to identify the keyed-alike products.

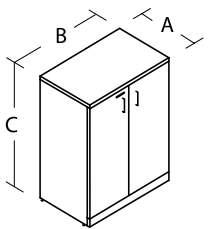
Storage units - 41" H.

Laminate lateral file cabinet with 3 lateral file drawers. "Interlock" mechanism included.
 Front-to-back filing bars (**AC-BL15**) sold separately, refer to the Accessories price list.
 In order to meet BIFMA safety standards, a counter-weight preventing storage tipping (when overloaded), can be factory installed.
 Noki locks standard, key locks available as an option (no upcharge). Will lock all 3 drawers.



			L Lima 1"		M Mike 1 1/2"					
Dimensions			Code	Price		Price		Spec.		
A	B	C		T.F.L.	H.P.L.	T.F.L.	H.P.L.	Cu.Ft.	lb (L)	lb (M)
24	36	41	SFFF243641	1349	1451	1524	1540	24.5	185	196
24	30	41	SFFF243041	1302	1406	1476	1480	20.7	170	180
21	36	41	SFFF213641	1312	1404	1482	1489	21.7	187	197
21	30	41	SFFF213041	1267	1360	1432	1456	18.3	171	179

Cabinet with 2 doors and 2 adjustable shelves.
 Extra shelves: Order separately, see p.B88-B89.
 Noki locks standard, key locks available as an option (no upcharge). Will lock both doors.



			L Lima 1"		M Mike 1 1/2"					
Dimensions			Code	Price		Price		Spec.		
A	B	C		T.F.L.	H.P.L.	T.F.L.	H.P.L.	Cu.Ft.	lb (L)	lb (M)
24	36	41	SDD243641	987	1115	1167	1210	24.6	207	221
24	30	41	SDD243041	919	1043	1093	1124	20.7	170	182
21	36	41	SDD213641	931	1046	1100	1135	21.8	189	201
21	30	41	SDD213041	862	974	1026	1049	18.3	156	167

S SPECIFY

O OPTIONS

T - Series - Code - Surface / Edge - Base / Fronts - Pull - C-Weight - Lock

S Series: L or M see specifications p.58.

Code: Consult the above product code list.

Surface: Take Off finishes, see p.108, section 1.

Edge: Take Off finishes, see p.108, section 2.

Base / Fronts: Take Off finishes, see p.109, section 4.

Pull: Pulls included, specify type, see p.107.

O Counter-weight (SFFF only): For the counter-weight option, add (CW), add \$94.

Lock: Locks with keys (LS) or keyed-alike (LSK) options available with no upcharge, see p.62.

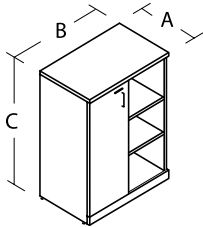
Specify code **LSK01** to the components in the first workstation; **LSK02** to the components in the second workstation, and so on to identify the keyed-alike products.

Storage units - 41" H. (cont'd)

Storage unit with a cabinet section with door at left and open section at right. 4 adjustable shelves (2 per section).

Extra shelves: Order separately, [see p.B88-B89](#).

Noki locks standard, key locks available as an option (no upcharge).

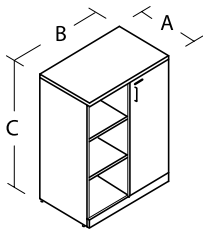


			L Lima 1"		M Mike 1 1/2"					
Dimensions			Code	Price		Price		Spec.		
A	B	C		T.F.L.	H.P.L.	T.F.L.	H.P.L.	Cu.Ft.	lb (L)	lb (M)
24	36	41	SDO243641	925	1054	1106	1148	24.6	196	210
24	30	41	SDO243041	857	981	1032	1063	20.7	161	173
21	36	41	SDO213641	869	985	1038	1074	21.8	178	190
21	30	41	SDO213041	801	912	965	988	18.3	146	157

Storage unit with a cabinet section with door at right and open section at left. 4 adjustable shelves (2 per section).

Extra shelves: Order separately, [see p.B88-B89](#).

Noki locks standard, key locks available as an option (no upcharge).



			L Lima 1"		M Mike 1 1/2"					
Dimensions			Code	Price		Price		Spec.		
A	B	C		T.F.L.	H.P.L.	T.F.L.	H.P.L.	Cu.Ft.	lb (L)	lb (M)
24	36	41	SOD243641	925	1054	1106	1148	24.6	196	210
24	30	41	SOD243041	857	981	1032	1063	20.7	161	173
21	36	41	SOD213641	869	985	1038	1074	21.8	178	190
21	30	41	SOD213041	801	912	965	988	18.3	146	157

S SPECIFY

O OPTION

Series Code Surface Edge Base Fronts Pull Lock
 T - - - / - / - -

S Series: L or M [see specifications p.58](#).

Code: Consult the above product code list.

Surface: Take Off finishes, [see p.108, section 1](#).

Edge: Take Off finishes, [see p.108, section 2](#).

Base / Fronts: Take Off finishes, [see p.109, section 4](#).

Pull: Pulls included, specify type, [see p.107](#).

O Lock: Locks with keys (**LS**) or keyed-alike (**LSK**) options available with no upcharge, [see p.62](#).

Specify code **LSK01** to the components in the first workstation; **LSK02** to the components in the second workstation, and so on to identify the keyed-alike products.

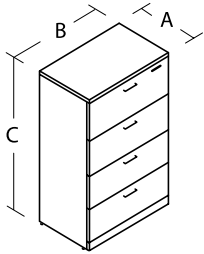
Lateral file cabinets with 4 drawers - 53" H.

Laminate lateral file cabinet with 4 lateral file drawers. "Interlock" mechanism included.

Front-to-back filing bars (**AC-BL15**) sold separately, refer to the Accessories price list.

In order to meet BIFMA safety standards, a counter-weight preventing storage tipping (when overloaded), can be factory installed.

Noki locks standard, key locks available as an option (no upcharge). Will lock all drawers.



			L Lima 1"		M Mike 1 1/2"					
Dimensions			Code	Price		Price		Spec.		
A	B	C		T.F.L.	H.P.L.	T.F.L.	H.P.L.	Cu.Ft.	lb (L)	lb (M)
24	36	53	S4F243653	1697	1819	1800	1882	31.4	230	241
24	30	53	S4F243053	1653	1763	1755	1824	26.4	215	225
21	36	53	S4F213653	1663	1774	1760	1834	27.8	232	242
21	30	53	S4F213053	1618	1729	1714	1775	23.4	216	224

S SPECIFY

O OPTIONS

T - Series - Code - Surface / Edge - Base / Fronts - Pull - C-Weight - Lock

S Series: L or M see specifications p.58.

Code: Consult the above product code list.

Surface: Take Off finishes, see p.108, section 1.

Edge: Take Off finishes, see p.108, section 2.

Base / Fronts: Take Off finishes, see p.109, section 4.

Pull: Pulls included, specify type, see p.107.

O Counter-weight: For the counter-weight option, add (CW), add \$94.

Lock: Locks with keys (LS) or keyed-alike (LSK) options available with no upcharge, see p.62.

Specify code **LSK01** to the components in the first workstation; **LSK02** to the components in the second workstation, and so on to identify the keyed-alike products.

Combined storage units - 72" and 66" H.

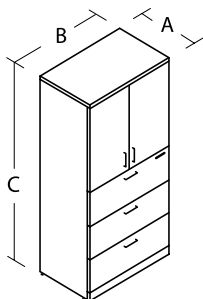
Combined storage unit with 3 lateral file drawers and top cabinet with 2 laminate doors.

Front-to-back filing bars (AC-BL15) sold separately, refer to the Accessories price list.

1 adjustable shelf. Extra shelves: Order separately, [see p.B88-B89](#).

"Interlock" mechanism on drawers.

Noki locks standard, key locks available as an option (no upcharge). Will lock all 3 drawers.



			L Lima 1"		M Mike 1 1/2"					
Dimensions			Code	Price		Price		Spec.		
A	B	C		T.F.L.	H.P.L.	T.F.L.	H.P.L.	Cu.Ft.	lb (L)	lb (M)
72"										
24	36	72	SDD3F243672	2001	2125	2136	2220	42.3	332	346
24	30	72	SDD3F243072	1889	1999	2025	2093	35.6	287	296
21	36	72	SDD3F213672	1932	2043	2055	2129	37.4	307	319
21	30	72	SDD3F213072	1819	1915	1944	2001	31.5	265	273
66"										
24	36	66	SDD3F243666	1915	2041	2052	2135	38.9	317	331
24	30	66	SDD3F243066	1804	1913	1940	2008	32.7	273	283
21	36	66	SDD3F213666	1846	1957	1969	2043	34.4	293	305
21	30	66	SDD3F213066	1735	1830	1858	1916	29.0	252	261

S SPECIFY

O OPTION

T - - - / - / - - -

S Series: L or M [see specifications p.58](#).

Code: Consult the above product code list.

Surface: Take Off finishes, [see p.108, section 1](#).

Edge: Take Off finishes, [see p.108, section 2](#).

Base / Fronts: Take Off finishes, [see p.109, section 4](#).

Pull: Pulls included, specify type, [see p.107](#).

O Lock: Locks with keys (**LS**) or keyed-alike (**LSK**) options available with no upcharge, [see p.62](#).

Specify code **LSK01** to the components in the first workstation; **LSK02** to the components in the second workstation, and so on to identify the keyed-alike products.

Combined storage units with aluminum framed doors - 72" and 66" H.

Combined storage unit with 3 lateral file drawers and top cabinet with 2 aluminum framed doors.

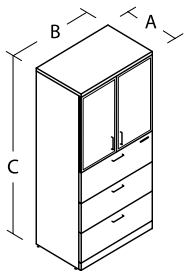
Front-to-back filing bars (**AC-BL15**) sold separately, refer to the Accessories price list.

1 adjustable shelf. Extra shelves: Order separately, [see p.B88-B89](#).

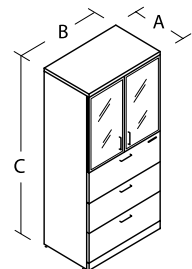
"Interlock" mechanism on drawers.

Noki locks standard, key locks available as an option (no upcharge). Will lock all 3 drawers.

Choice of finishes for top doors:



Contemporary aluminum frame / Laminate or H-Gloss White interior panel



Contemporary aluminum frame / Acrylic interior panel

Code		L Lima 1"		M Mike 1 1/2"							
Dimensions			Doors		Price		Price		Spec.		
A	B	C	Laminate	H-Gloss white	T.F.L.	H.P.L.	T.F.L.	H.P.L.	Cu.Ft.	lb (L)	lb (M)
72"											
24	36	72	SDDM3F243672	SDDL3F243672	2741	2866	2877	2960	42.3	332	346
24	30	72	SDDM3F243072	SDDL3F243072	2629	2739	2765	2834	35.6	287	296
21	36	72	SDDM3F213672	SDDL3F213672	2672	2783	2795	2869	37.4	307	319
21	30	72	SDDM3F213072	SDDL3F213072	2560	2655	2684	2741	31.5	265	273
66"											
24	36	66	SDDM3F243666	SDDL3F243666	2655	2781	2792	2875	38.9	317	331
24	30	66	SDDM3F243066	SDDL3F243066	2544	2653	2681	2748	32.7	273	283
21	36	66	SDDM3F213666	SDDL3F213666	2586	2697	2709	2783	34.4	293	305
21	30	66	SDDM3F213066	SDDL3F213066	2475	2571	2598	2657	29.0	252	261

Code		L Lima 1"		M Mike 1 1/2"							
Dimensions			Doors		Price		Price		Spec.		
A	B	C	Acrylic		T.F.L.	H.P.L.	T.F.L.	H.P.L.	Cu.Ft.	lb (L)	lb (M)
72"											
24	36	72	SDDGiC3F243672		2635	2759	2770	2853	42.3	332	346
24	30	72	SDDGiC3F243072		2522	2632	2659	2727	35.6	287	296
21	36	72	SDDGiC3F213672		2565	2676	2688	2762	37.4	307	319
21	30	72	SDDGiC3F213072		2453	2549	2577	2635	31.5	265	273
66"											
24	36	66	SDDGiC3F243666		2549	2674	2685	2769	38.9	317	331
24	30	66	SDDGiC3F243066		2438	2547	2574	2641	32.7	273	283
21	36	66	SDDGiC3F213666		2479	2591	2603	2676	34.4	293	305
21	30	66	SDDGiC3F213066		2368	2464	2492	2550	29.0	252	261

S SPECIFY

T - - - / - / - -

O OPTION

S Series: L or M [see specifications p.58](#).

Code: Consult the above product code list.

Surface: Take Off finishes, [see p.108, section 1](#).

Edge: Take Off finishes, [see p.108, section 2](#).

Base / Fronts: Take Off finishes, [see p.109, section 4](#).

Pull: Pulls included, specify type, [see p.107](#).

O Lock: Locks with keys (**LS**) or keyed-alike (**LSK**) options available with no upcharge, [see p.62](#).

Specify code **LSK01** to the components in the first workstation; **LSK02** to the components in the second workstation, and so on to identify the keyed-alike products.

Combined storage units with aluminum framed doors - 72" and 66" H. (cont'd)

Combined storage unit with 3 lateral file drawers and top cabinet with 2 aluminum framed doors.

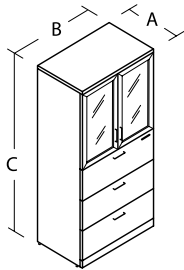
Front-to-back filing bars (**AC-BL15**) sold separately, refer to the Accessories price list.

1 adjustable shelf. Extra shelves: Order separately, [see p.B88-B89](#).

"Interlock" mechanism on drawers.

Noki locks standard, key locks available as an option (no upcharge). Will lock all 3 drawers.

Choice of finishes for top doors:



Traditional aluminum frame / Acrylic interior panel

Code		L Lima 1"		M Mike 1 1/2"				
Dimensions		Doors		Price		Price		Spec.
A	B	C	Acrylic	T.F.L.	H.P.L.	T.F.L.	H.P.L.	Cu.Ft. lb (L) lb (M)
72"								
24	36	72	SDDGiA3F243672	2673	2798	2809	2893	42.3 332 346
24	30	72	SDDGiA3F243072	2561	2672	2698	2767	35.6 287 296
21	36	72	SDDGiA3F213672	2604	2715	2728	2809	37.4 307 319
21	30	72	SDDGiA3F213072	2493	2587	2617	2682	31.5 265 273
66"								
24	36	66	SDDGiA3F243666	2588	2714	2725	2808	38.9 317 331
24	30	66	SDDGiA3F243066	2477	2586	2614	2681	32.7 273 283
21	36	66	SDDGiA3F213666	2519	2630	2642	2716	34.4 293 305
21	30	66	SDDGiA3F213066	2408	2503	2531	2588	29.0 252 261

S SPECIFY

O OPTION

Series Code Surface Edge Base Fronts Pull Lock
 T - - - / - / - -

S Series: L or M [see specifications p.58](#).

Code: Consult the above product code list.

Surface: Take Off finishes, [see p.108, section 1](#).

Edge: Take Off finishes, [see p.108, section 2](#).

Base / Fronts: Take Off finishes, [see p.109, section 4](#).

Pull: Pulls included, specify type, [see p.107](#).

O Lock: Locks with keys (**LS**) or keyed-alike (**LSK**) options available with no upcharge, [see p.62](#).

Specify code **LSK01** to the components in the first workstation; **LSK02** to the components in the second workstation, and so on to identify the keyed-alike products.

Combined storage units - 72", 66" and 50" H.

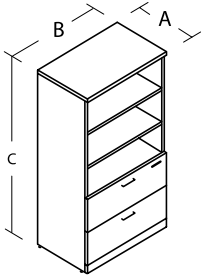
Combined storage unit with 2 lateral file drawers and top open section with shelves.

Adjustable shelves: 2 (1 for the 50" H. unit). Front-to-back filing bars (**AC-BL15**) sold separately, refer to the Accessories price list.

Extra shelves: Order separately, [see p.B88-B89](#).

"Interlock" mechanism on drawers (50" H. unit).

Noki locks standard, key locks available as an option (no upcharge). Will lock both drawers.



				L Lima 1"	M Mike 1 1/2"						
Dimensions				Code	Price		Price		Spec.		
A	B	C	D		T.F.L.	H.P.L.	T.F.L.	H.P.L.	Cu.Ft.	lb (L)	lb (M)
72"											
24	36	72	2	SOFF243672	1549	1673	1684	1768	42.3	305	319
24	30	72	2	SOFF243072	1455	1564	1592	1659	35.6	260	273
21	36	72	2	SOFF213672	1478	1590	1603	1676	37.4	281	293
21	30	72	2	SOFF213072	1386	1481	1509	1568	31.5	238	246
66"											
24	36	66	2	SOFF243666	1480	1605	1616	1700	38.9	294	308
24	30	66	2	SOFF243066	1385	1494	1520	1588	32.7	250	260
21	36	66	2	SOFF213666	1410	1521	1533	1607	34,4	269	282
21	30	66	2	SOFF213066	1315	1410	1439	1496	29.0	229	238
50"											
24	36	50	1	SOFF243650	1382	1506	1517	1601	29.7	248	262
24	30	50	1	SOFF243050	1293	1401	1429	1496	25.0	210	219
21	36	50	1	SOFF213650	1318	1429	1442	1516	26.3	228	241
21	30	50	1	SOFF213050	1230	1326	1353	1411	22.2	193	201

D: Number of shelves

S SPECIFY	O OPTION
Series	Code
Surface	Edge
Base	Fronts
Pull	Lock
T - <input type="text"/> - <input type="text"/> - <input type="text"/> / <input type="text"/> - <input type="text"/> / <input type="text"/> - <input type="text"/> - <input type="text"/>	
<p>S Series: L or M see specifications p.58.</p> <p>Code: Consult the above product code list.</p> <p>Surface: Take Off finishes, see p.108, section 1.</p> <p>Edge: Take Off finishes, see p.108, section 2.</p> <p>Base / Fronts: Take Off finishes, see p.109, section 4.</p> <p>Pull: Pulls included, specify type, see p.107.</p> <p>O Lock: Locks with keys (LS) or keyed-alike (LSK) options available with no upcharge, see p.62. Specify code LSK01 to the components in the first workstation; LSK02 to the components in the second workstation, and so on to identify the keyed-alike products.</p>	

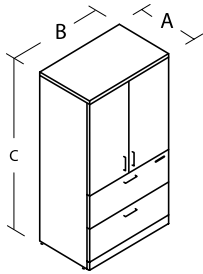
Combined storage units - 72" and 66" H.

Combined storage unit with 2 lateral file drawers and top cabinet with 2 doors.

Front-to-back filing bars (**AC-BL15**) sold separately, refer to the Accessories price list.

Extra shelves: Order separately, [see p.B88-B89](#).

Noki locks standard, key locks available as an option (no upcharge). Will lock both drawers.



		L Lima 1"		M Mike 1 1/2"						
Dimensions		Code	Price		Price		Spec.			
A	B	C	D	T.F.L.	H.P.L.	T.F.L.	H.P.L.	Cu.Ft.	lb (L)	lb (M)
72"										
24	36	72	2	SDDFF243672	1738	1863	1874	1958	42.3	317 331
24	30	72	2	SDDFF243072	1627	1736	1763	1830	35.6	287 296
21	36	72	2	SDDFF213672	1669	1780	1793	1874	37.4	293 305
21	30	72	2	SDDFF213072	1558	1653	1681	1739	31.5	265 273
66"										
24	36	66	2	SDDFF243666	1653	1779	1790	1872	38.9	317 331
24	30	66	2	SDDFF243066	1542	1651	1678	1746	32.7	273 283
21	36	66	2	SDDFF213666	1584	1695	1707	1781	34.4	293 305
21	30	66	2	SDDFF213066	1472	1568	1596	1653	29.0	252 261

D: Number of shelves

S SPECIFY

O OPTION

T - - - / - / - -

S Series: L or M [see specifications p.58](#).

Code: Consult the above product code list.

Surface: Take Off finishes, [see p.108, section 1](#).

Edge: Take Off finishes, [see p.108, section 2](#).

Base / Fronts: Take Off finishes, [see p.109, section 4](#).

Pull: Pulls included, specify type, [see p.107](#).

O Lock: Locks with keys (**LS**) or keyed-alike (**LSK**) options available with no upcharge, [see p.62](#).

Specify code **LSK01** to the components in the first workstation; **LSK02** to the components in the second workstation, and so on to identify the keyed-alike products.

Combined storage with aluminum framed doors - 72" and 66" H.

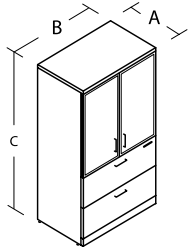
Combined storage unit with 2 lateral file drawers and top cabinet with 2 aluminum framed doors (2 adjustable shelves).

Front-to-back filing bars (**AC-BL15**) sold separately, refer to the Accessories price list.

2 adjustable shelves. Extra shelves: Order separately, [see p.B88-B89](#).

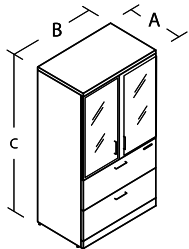
Noki locks standard, key locks available as an option (no upcharge). Will lock both drawers.

Choice of finishes for top doors:



Contemporary aluminum frame / Laminate or H-Gloss White interior panel

Code		L Lima 1"		M Mike 1 1/2"			
Dimensions	Doors	Price		Price		Spec.	
A B C	Laminate H-Gloss white	T.F.L.	H.P.L.	T.F.L.	H.P.L.	Cu.Ft.	lb (L) lb (M)
72"							
24 36 72	SDDMFF243672 SDDLFF243672	2776	2902	2913	2996	42.3	317 331
24 30 72	SDDMFF243072 SDDLFF243072	2665	2774	2802	2869	35.6	287 296
21 36 72	SDDMFF213672 SDDLFF213672	2707	2818	2831	2913	37.4	293 305
21 30 72	SDDMFF213072 SDDLFF213072	2596	2692	2719	2778	31.5	265 273
66"							
24 36 66	SDDMFF243666 SDDLFF243666	2692	2817	2828	2911	38.9	317 331
24 30 66	SDDMFF243066 SDDLFF243066	2581	2690	2716	2784	32.7	273 283
21 36 66	SDDMFF213666 SDDLFF213666	2622	2734	2746	2819	34.4	293 305
21 30 66	SDDMFF213066 SDDLFF213066	2510	2606	2635	2692	29.0	252 261



Contemporary aluminum frame / Acrylic interior panel

Code		L Lima 1"		M Mike 1 1/2"			
Dimensions	Doors	Price		Price		Spec.	
A B C	Acrylic	T.F.L.	H.P.L.	T.F.L.	H.P.L.	Cu.Ft.	lb (L) lb (M)
72"							
24 36 72	SDDGiCFF243672	2589	2715	2726	2809	42.3	317 331
24 30 72	SDDGiCFF243072	2478	2587	2615	2682	35.6	287 296
21 36 72	SDDGiCFF213672	2520	2631	2644	2726	37.4	293 305
21 30 72	SDDGiCFF213072	2409	2505	2532	2591	31.5	265 273
66"							
24 36 66	SDDGiCFF243666	2505	2630	2641	2724	38.9	317 331
24 30 66	SDDGiCFF243066	2394	2503	2529	2597	32.7	273 283
21 36 66	SDDGiCFF213666	2435	2547	2559	2632	34.4	293 305
21 30 66	SDDGiCFF213066	2323	2419	2448	2505	29.0	252 261

S SPECIFY

T - - - / - / - -

O OPTION

S Series: L or M [see specifications p.58](#).

Code: Consult the above product code list.

Surface: Take Off finishes, [see p.108, section 1](#).

Edge: Take Off finishes, [see p.108, section 2](#).

Base / Fronts: Take Off finishes, [see p.109, section 4](#).

Pull: Pulls included, specify type, [see p.107](#).

O Lock: Locks with keys (**LS**) or keyed-alike (**LSK**) options available with no upcharge, [see p.62](#).

Specify code **LSK01** to the components in the first workstation; **LSK02** to the components in the second workstation, and so on to identify the keyed-alike products.

Combined storage with aluminum framed doors - 72" and 66" H. (cont'd)

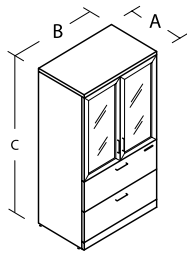
Combined storage unit with 2 lateral file drawers and top cabinet with 2 aluminum framed doors (2 adjustable shelves).

Front-to-back filing bars (**AC-BL15**) sold separately, refer to the Accessories price list.

2 adjustable shelves. Extra shelves: Order separately, [see p.B88-B89](#).

Noki locks standard, key locks available as an option (no upcharge). Will lock both drawers.

Choice of finishes for top doors:



Traditional aluminum frame / Acrylic interior panel

Code		L Lima 1"		M Mike 1 1/2"				
Dimensions		Doors		Price		Price		Spec.
A	B	C	Acrylic	T.F.L.	H.P.L.	T.F.L.	H.P.L.	Cu.Ft. lb (L) lb (M)
72"								
24	36	72	SDDGiAFF243672	2525	2650	2661	2745	42.3 317 331
24	30	72	SDDGiAFF243072	2413	2539	2550	2633	35.6 287 296
21	36	72	SDDGiAFF213672	2455	2566	2580	2661	37.4 293 305
21	30	72	SDDGiAFF213072	2344	2455	2468	2550	31.5 265 273
66"								
24	36	66	SDDGiAFF243666	2440	2565	2576	2660	38.9 317 331
24	30	66	SDDGiAFF243066	2329	2454	2465	2549	32.7 273 283
21	36	66	SDDGiAFF213666	2371	2482	2494	2567	34.4 293 305
21	30	66	SDDGiAFF213066	2259	2371	2383	2456	29.0 252 261

S SPECIFY

O OPTION

T - - - / - / - - -

S Series: L or M [see specifications p.58](#).

Code: Consult the above product code list.

Surface: Take Off finishes, [see p.108, section 1](#).

Edge: Take Off finishes, [see p.108, section 2](#).

Base / Fronts: Take Off finishes, [see p.109, section 4](#).

Pull: Pulls included, specify type, [see p.107](#).

O Lock: Locks with keys (**LS**) or keyed-alike (**LSK**) options available with no upcharge, [see p.62](#).

Specify code **LSK01** to the components in the first workstation; **LSK02** to the components in the second workstation, and so on to identify the keyed-alike products.

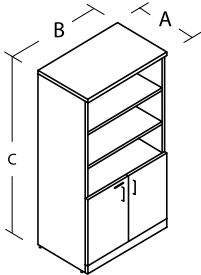
Combined storage - 72", 66" and 50" H.

Combination storage unit with open section and cabinet with 2 doors.

Adjustable shelves: 2 in top section (1 for the 50" H. unit) and 1 in bottom section.

Extra shelves: Order separately, [see p.B88-B89](#).

Noki locks standard, key locks available as an option (no upcharge). Will lock both doors.



			L Lima 1"		M Mike 1 1/2"					
Dimensions			Price		Price		Spec.			
A	B	C	T.F.L.	H.P.L.	T.F.L.	H.P.L.	Cu.Ft.	lb (L)	lb (M)	
72"										
24	36	72	SODD243672	1434	1572	1573	1665	42.3	303	317
24	30	72	SODD243072	1331	1452	1471	1546	35.6	252	264
21	36	72	SODD213672	1342	1464	1475	1551	37.4	274	286
21	30	72	SODD213072	1240	1345	1366	1431	31.5	228	239
66"										
24	36	66	SODD243666	1360	1497	1498	1591	38.9	292	306
24	30	66	SODD243066	1254	1374	1394	1467	32.7	242	254
21	36	66	SODD213666	1267	1389	1395	1475	34.4	264	276
21	30	66	SODD213066	1162	1267	1289	1353	29.0	219	230
50"										
24	36	50	SODD243650	1251	1388	1389	1482	29.7	239	253
24	30	50	SODD243050	1153	1274	1291	1366	25.0	197	209
21	36	50	SODD213650	1167	1289	1294	1374	26.3	217	229
21	30	50	SODD213050	1069	1173	1195	1258	22.2	178	189

D: Number of shelves

S SPECIFY								O OPTION											
Series	Code	Surface	Edge	Base	Fronts	Pull	Lock												
T -	<input type="text"/>	-	<input type="text"/>	-	<input type="text"/>	/	<input type="text"/>	-	<input type="text"/>	/	<input type="text"/>	-	<input type="text"/>	-	<input type="text"/>	-	<input type="text"/>		
S	Series: L or M see specifications p.58 .																		
	Code: Consult the above product code list.																		
	Surface: Take Off finishes, see p.108, section 1 .																		
	Edge: Take Off finishes, see p.108, section 2 .																		
	Base / Fronts: Take Off finishes, see p.109, section 4 .																		
	Pull: Pulls included, specify type, see p.107 .																		
O	Lock: Locks with keys (LS) or keyed-alike (LSK) options available with no upcharge, see p.62 .																		
	Specify code LSK01 to the components in the first workstation; LSK02 to the components in the second workstation, and so on to identify the keyed-alike products.																		

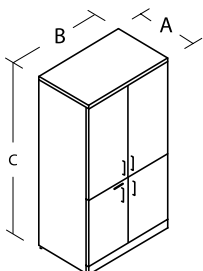
Combined storage - 72", 66" and 50" H. (cont'd)

Combined storage unit with 4 doors.

Adjustable shelves: 2 in top section and 1 in bottom section.

Extra shelves: Order separately, [see p.B88-B89](#).

Noki locks standard, key locks available as an option (no upcharge). Will lock both bottom doors.



			L Lima 1"		M Mike 1 1/2"				
Dimensions			Price		Price		Spec.		
A	B	C	T.F.L.	H.P.L.	T.F.L.	H.P.L.	Cu.Ft.	lb (L)	lb (M)
72"									
24	36	72							
			S4D243672	1619	1753	1756	1845	42.3	330 344
24	30	72							
			S4D243072	1497	1616	1635	1708	35.6	279 291
21	36	72							
			S4D213672	1528	1649	1653	1734	37.4	301 313
21	30	72							
			S4D213072	1408	1510	1532	1595	31.5	255 266
66"									
24	36	66							
			S4D243666	1526	1662	1663	1753	38.9	315 329
24	30	66							
			S4D243066	1406	1524	1542	1615	32.7	265 277
21	36	66							
			S4D213666	1436	1555	1561	1640	34.4	287 299
21	30	66							
			S4D213066	1315	1419	1440	1504	29.0	242 253

D: Number of shelves

S SPECIFY

O OPTION

T - - - / - / - - -

S Series: L or M [see specifications p.58](#).

Code: Consult the above product code list.

Surface: Take Off finishes, [see p.108, section 1](#).

Edge: Take Off finishes, [see p.108, section 2](#).

Base / Fronts: Take Off finishes, [see p.109, section 4](#).

Pull: Pulls included, specify type, [see p.107](#).

O Lock: Locks with keys (LS) or keyed-alike (LSK) options available with no upcharge, [see p.62](#).

Specify code **LSK01** to the components in the first workstation; **LSK02** to the components in the second workstation, and so on to identify the keyed-alike products.

Combined storage units with aluminum framed doors - 72" and 66" H.

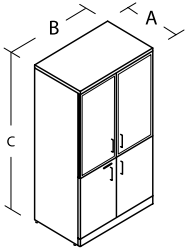
Storage unit with 2 aluminum framed doors (top) and 2 laminate doors (bottom).

Adjustable shelves: 2 in top section and 1 in bottom section.

Extra shelves: Order separately, [see p.B88-B89](#).

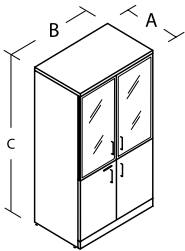
Noki locks standard, key locks available as an option (no upcharge). Will lock both bottom doors.

Choice of finishes for top doors:



Contemporary aluminum frame / Laminate or H-Gloss White interior panel

Code		L Lima 1"		M Mike 1 1/2"							
Dimensions			Doors		Price		Price		Spec.		
A	B	C	Laminate	H-Gloss white	T.F.L.	H.P.L.	T.F.L.	H.P.L.	Cu.Ft.	lb (L)	lb (M)
72"											
24	36	72	SDDMDD243672	SDDLDD243672	2672	2806	2808	2897	42.3	330	344
24	30	72	SDDMDD243072	SDDLDD243072	2550	2669	2687	2761	35.6	279	291
21	36	72	SDDMDD213672	SDDLDD213672	2581	2702	2706	2786	37.4	301	313
21	30	72	SDDMDD213072	SDDLDD213072	2461	2563	2585	2648	31.5	255	266
66"											
24	36	66	SDDMDD243666	SDDLDD243666	2578	2715	2716	2806	38.9	315	329
24	30	66	SDDMDD243066	SDDLDD243066	2459	2576	2595	2668	32.7	265	277
21	36	66	SDDMDD213666	SDDLDD213666	2488	2608	2614	2693	34.4	287	299
21	30	66	SDDMDD213066	SDDLDD213066	2367	2472	2493	2556	29.0	242	253



Contemporary aluminum frame / Acrylic interior panel

Code		L Lima 1"		M Mike 1 1/2"							
Dimensions			Doors		Price		Price		Spec.		
A	B	C	Acrylic		T.F.L.	H.P.L.	T.F.L.	H.P.L.	Cu.Ft.	lb (L)	lb (M)
72"											
24	36	72	SDDGiCDD243672		2485	2619	2621	2710	42.3	330	344
24	30	72	SDDGiCDD243072		2363	2482	2500	2574	35.6	279	291
21	36	72	SDDGiCDD213672		2394	2515	2519	2599	37.4	301	313
21	30	72	SDDGiCDD213072		2274	2376	2398	2461	31.5	255	266
66"											
24	36	66	SDDGiCDD243666		2391	2528	2529	2619	38.9	315	329
24	30	66	SDDGiCDD243066		2272	2389	2408	2481	32.7	265	277
21	36	66	SDDGiCDD213666		2301	2421	2427	2506	34.4	287	299
21	30	66	SDDGiCDD213066		2180	2285	2306	2369	29.0	242	253

S SPECIFY

T - - - / - / - -

O OPTION

S Series: L or M [see specifications p.58](#).

Code: Consult the above product code list.

Surface: Take Off finishes, [see p.108, section 1](#).

Edge: Take Off finishes, [see p.108, section 2](#).

Base / Fronts: Take Off finishes, [see p.109, section 4](#).

Pull: Pulls included, specify type, [see p.107](#).

O Lock: Locks with keys (LS) or keyed-alike (LSK) options available with no upcharge, [see p.62](#).

Specify code **LSK01** to the components in the first workstation; **LSK02** to the components in the second workstation, and so on to identify the keyed-alike products.

Combined storage units with aluminum framed doors - 72" and 66" H. (cont'd)

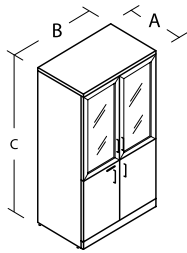
Storage unit with 2 aluminum framed doors (top) and 2 laminate doors (bottom).

Adjustable shelves: 2 in top section and 1 in bottom section.

Extra shelves: Order separately, [see p.B88-B89](#).

Noki locks standard, key locks available as an option (no upcharge). Will lock both bottom doors.

Choice of finishes for top doors:



Traditional aluminum frame / Acrylic interior panel

Code			L Lima 1"		M Mike 1 1/2"						
Dimensions			Doors		Price		Price		Spec.		
A	B	C	Acrylic		T.F.L.	H.P.L.	T.F.L.	H.P.L.	Cu.Ft.	lb (L)	lb (M)
72"											
24	36	72	SDDGiADD243672		2280	2405	2407	2490	42.3	330	344
24	30	72	SDDGiADD243072		2169	2294	2296	2379	35.6	279	291
21	36	72	SDDGiADD213672		2191	2308	2312	2386	37.4	301	313
21	30	72	SDDGiADD213072		2080	2197	2201	2275	31.5	255	266
66"											
24	36	66	SDDGiADD243666		2195	2320	2321	2405	38.9	315	329
24	30	66	SDDGiADD243066		2083	2209	2210	2294	32.7	265	277
21	36	66	SDDGiADD213666		2111	2223	2226	2300	34.4	287	299
21	30	66	SDDGiADD213066		2000	2112	2115	2189	29.0	242	253

S SPECIFY

O OPTION

T - - - / - / - - -

S Series: L or M [see specifications p.58](#).

Code: Consult the above product code list.

Surface: Take Off finishes, [see p.108, section 1](#).

Edge: Take Off finishes, [see p.108, section 2](#).

Base / Fronts: Take Off finishes, [see p.109, section 4](#).

Pull: Pulls included, specify type, [see p.107](#).

O Lock: Locks with keys (**LS**) or keyed-alike (**LSK**) options available with no upcharge, [see p.62](#).

Specify code **LSK01** to the components in the first workstation; **LSK02** to the components in the second workstation, and so on to identify the keyed-alike products.


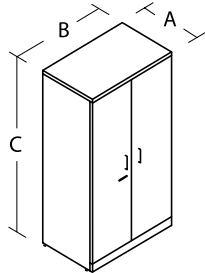
Cabinets - 72", 66" and 50" H. (laminated doors)

Cabinet with 2 laminated doors with shelves only or shelves & wardrobe configuration.

Adjustable shelves with 1 fixed shelf.

Extra shelves: Order separately, see p. B88-B89.

Noki locks standard, key locks available as an option (no upcharge). Will lock both doors.



Shelves

				L Lima 1"		M Mike 1 1/2"					
Dimensions				Code	Price		Price		Spec.		
A	B	C	D		T.F.L.	H.P.L.	T.F.L.	H.P.L.	Cu.Ft.	lb (L)	lb (M)
72"											
24	36	72	4	SDD243672	1488	1623	1624	1713	42.3	330	344
24	30	72	4	SDD243072	1370	1486	1505	1576	35.6	279	291
21	36	72	4	SDD213672	1399	1519	1522	1601	37.4	301	313
21	30	72	4	SDD213072	1280	1383	1404	1466	31.5	255	266
66"											
24	36	66	4	SDD243666	1398	1531	1533	1623	38.9	315	329
24	30	66	4	SDD243066	1279	1396	1414	1486	32.7	265	277
21	36	66	4	SDD213666	1309	1428	1432	1510	34.4	287	299
21	30	66	4	SDD213066	1190	1291	1313	1375	29.0	242	253
50"											
24	36	50	3	SDD243650	1112	1243	1235	1324	29.7	253	267
24	30	50	3	SDD243050	1026	1150	1150	1222	25.0	210	222
21	36	50	3	SDD213650	1045	1164	1159	1239	26.3	230	242
21	30	50	3	SDD213050	960	1069	1073	1136	22.2	191	202

D: Number of shelves

S SPECIFY							O OPTION								
Series	Code	Surface	Edge	Base	Fronts	Pull	Lock								
T -	<input type="text"/>	-	<input type="text"/>	-	<input type="text"/>	/	<input type="text"/>	-	<input type="text"/>	/	<input type="text"/>	-	<input type="text"/>	-	<input type="text"/>
S Series:	L or M see specifications p.58.														
Code:	Consult the above product code list.														
Surface:	Take Off finishes, see p.108, section 1.														
Edge:	Take Off finishes, see p.108, section 2.														
Base / Fronts:	Take Off finishes, see p.109, section 4.														
Pull:	Pulls included, specify type, see p.107.														
O Lock:	Locks with keys (LS) or keyed-alike (LSK) options available with no upcharge, see p.62. Specify code LSK01 to the components in the first workstation; LSK02 to the components in the second workstation, and so on to identify the keyed-alike products.														

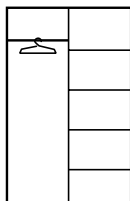
Cabinets - 72", 66" and 50" H. (laminated doors) (cont'd)

Cabinet with 2 laminate doors with shelves only or shelves & wardrobe configuration.

Adjustable shelves with 1 fixed shelf.

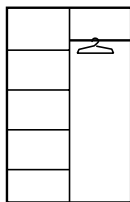
Extra shelves: Order separately, [see p.B88-B89](#).

Noki locks standard, key locks available as an option (no upcharge). Will lock both doors.



Wardrobe cabinet
Wardrobe on the left

				L Lima 1"		M Mike 1 1/2"				
Dimensions		Code		Price		Price		Spec.		
A	B	C	D	T.F.L.	H.P.L.	T.F.L.	H.P.L.	Cu.Ft.	lb (L)	lb (M)
72"										
24	36	72	4	SWD243672	1467	1648	1648	1731	42.3	300 314
24	30	72	4	SWD243072	1363	1544	1544	1627	35.6	252 264
21	36	72	4	SWD213672	1376	1551	1551	1627	37.4	275 287
21	30	72	4	SWD213072	1272	1450	1450	1524	31.5	231 242
66"										
24	36	66	4	SWD243666	1383	1563	1563	1647	38.9	281 295
24	30	66	4	SWD243066	1278	1459	1459	1542	32.7	236 248
21	36	66	4	SWD213666	1296	1465	1465	1542	34.4	257 269
21	30	66	4	SWD213066	1192	1362	1362	1438	29.0	217 227



Wardrobe cabinet
Wardrobe on the right

				L Lima 1"		M Mike 1 1/2"				
Dimensions		Code		Price		Price		Spec.		
A	B	C	D	T.F.L.	H.P.L.	T.F.L.	H.P.L.	Cu.Ft.	lb (L)	lb (M)
72"										
24	36	72	4	SDW243672	1467	1648	1648	1731	42.3	300 314
24	30	72	4	SDW243072	1363	1544	1544	1627	35.6	252 264
21	36	72	4	SDW213672	1376	1551	1551	1627	37.4	275 287
21	30	72	4	SDW213072	1272	1450	1450	1524	31.5	231 242
66"										
24	36	66	4	SDW243666	1383	1563	1563	1647	38.9	281 295
24	30	66	4	SDW243066	1278	1459	1459	1542	32.7	236 248
21	36	66	4	SDW213666	1296	1465	1465	1542	34.4	257 269
21	30	66	4	SDW213066	1192	1362	1362	1438	29.0	217 227

D: Number of shelves

S SPECIFY

O OPTION

Series Code Surface Edge Base Fronts Pull Lock
 T - - - / - / - -

S Series: L or M [see specifications p.58](#).

Code: Consult the above product code list.

Surface: Take Off finishes, [see p.108, section 1](#).

Edge: Take Off finishes, [see p.108, section 2](#).

Base / Fronts: Take Off finishes, [see p.109, section 4](#).

Pull: Pulls included, specify type, [see p.107](#).

O Lock: Locks with keys (LS) or keyed-alike (LSK) options available with no upcharge, [see p.62](#).

Specify code **LSK01** to the components in the first workstation; **LSK02** to the components in the second workstation, and so on to identify the keyed-alike products.

Cabinets - 72", 66" and 50" H. ("contemporary" laminate alum. frame or h-gloss white interior panel)


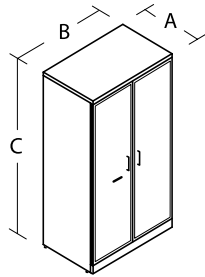
Cabinet with 2 laminate doors with shelves only or shelves & wardrobe configuration.

Contemporary aluminum framed door with choice of either laminate or high-gloss white interior panel.

Adjustable shelves with 1 fixed shelf.

Extra shelves: Order separately, [see p.B88-B89](#).

Noki locks standard or key locks available as an option (no upcharge) on door with laminate interior panel only. Will lock both doors.



Shelves

		Code	L Lima 1"	M Mike 1 1/2"								
Dimensions		Doors	Price		Price		Spec.					
A	B	C	D	Laminate	Gloss white	T.F.L.	H.P.L.	T.F.L.	H.P.L.	Cu.Ft.	lb (L)	lb (M)
72"												
24	36	72	4	SDDM243672	SDDL243672	2943	3077	3078	3167	42.3	330	344
24	30	72	4	SDDM243072	SDDL243072	2824	2940	2959	3031	35.6	279	291
21	36	72	4	SDDM213672	SDDL213672	2853	2973	2977	3055	37.4	301	313
21	30	72	4	SDDM213072	SDDL213072	2735	2837	2858	2921	31.5	255	266
66"												
24	36	66	4	SDDM243666	SDDL243666	2852	2985	2988	3077	38.9	315	329
24	30	66	4	SDDM243066	SDDL243066	2734	2850	2868	2940	32.7	265	277
21	36	66	4	SDDM213666	SDDL213666	2763	2882	2886	2965	34.4	287	299
21	30	66	4	SDDM213066	SDDL213066	2644	2746	2768	2829	29.0	242	253
50"												
24	36	50	3	SDDM243650	SDDL243650	2566	2697	2690	2779	29.7	253	267
24	30	50	3	SDDM243050	SDDL243050	2481	2604	2604	2676	25.0	210	222
21	36	50	3	SDDM213650	SDDL213650	2499	2618	2614	2693	26.3	230	242
21	30	50	3	SDDM213050	SDDL213050	2415	2523	2527	2591	22.2	191	202

D: Number of shelves

S SPECIFY
O OPTION

Series Code Surface Edge Base Fronts Pull Lock

T - - - / - / - -

S Series: L or M [see specifications p.58](#).

Code: Consult the above product code list.

Surface: Take Off finishes, [see p.108, section 1](#).

Edge: Take Off finishes, [see p.108, section 2](#).

Base / Front (laminate): Take Off finishes, [see p.109, section 4](#).

Pull: Pulls included, specify type, [see p.107](#).

O Lock: Locks with keys (LS) or keyed-alike (LSK) options available with no upcharge, [see p.62](#).
Specify code **LSK01** to the components in the first workstation; **LSK02** to the components in the second workstation, and so on to identify the keyed-alike products.

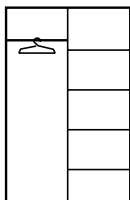
Cabinets - 72", 66" and 50"H. ("contemporary" laminate alum. frame or h-gloss white interior panel) (cont'd)

Cabinet with 2 laminate doors with shelves only or shelves & wardrobe configuration.

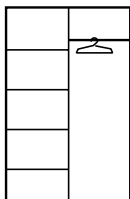
Contemporary aluminum framed door with choice of either laminate or high-gloss white interior panel. Adjustable shelves with 1 fixed shelf.

Extra shelves: Order separately, [see p.B88-B89](#).

Noki locks standard or key locks available as an option (no upcharge) on door with laminate interior panel only. Will lock both doors.



Wardrobe cabinet
Wardrobe on the left



Wardrobe cabinet
Wardrobe on the right

Code		L Lima 1"	M Mike 1 1/2"									
Dimensions		Doors		Price		Price		Spec.				
A	B	C	D	Laminate	H-Gloss white	T.F.L.	H.P.L.	T.F.L.	H.P.L.	Cu.Ft.	lb (L)	lb (M)
72"												
24	36	72	4	SWDM243672	SWDL243672	2922	3102	3102	3186	42.3	300	314
24	30	72	4	SWDM243072	SWDL243072	2817	2999	2999	3081	35.6	252	264
21	36	72	4	SWDM213672	SWDL213672	2830	3005	3007	3081	37.4	275	287
21	30	72	4	SWDM213072	SWDL213072	2726	2901	2904	2978	31.5	231	242
66"												
24	36	66	4	SWDM243666	SWDL243666	2837	3017	3017	3101	38.9	281	295
24	30	66	4	SWDM243066	SWDL243066	2732	2913	2913	2996	32.7	236	248
21	36	66	4	SWDM213666	SWDL213666	2750	2919	2923	2996	34.4	257	269
21	30	66	4	SWDM213066	SWDL213066	2647	2816	2818	2892	29.0	217	227

Code		L Lima 1"	M Mike 1 1/2"									
Dimensions		Doors		Price		Price		Spec.				
A	B	C	D	Laminate	H-Gloss white	T.F.L.	H.P.L.	T.F.L.	H.P.L.	Cu.Ft.	lb (L)	lb (M)
72"												
24	36	72	4	SDWM243672	SDWL243672	2922	3102	3102	3186	42.3	300	314
24	30	72	4	SDWM243072	SDWL243072	2817	2999	2999	3081	35.6	252	264
21	36	72	4	SDWM213672	SDWL213672	2830	3005	3007	3081	37.4	275	287
21	30	72	4	SDWM213072	SDWL213072	2726	2901	2904	2978	31.5	231	242
66"												
24	36	66	4	SDWM243666	SDWL243666	2837	3017	3017	3101	38.9	281	295
24	30	66	4	SDWM243066	SDWL243066	2732	2913	2913	2996	32.7	236	248
21	36	66	4	SDWM213666	SDWL213666	2750	2919	2923	2996	34.4	257	269
21	30	66	4	SDWM213066	SDWL213066	2647	2816	2818	2892	29.0	217	227

D: Number of shelves

S SPECIFY

T - - - / - / - -

O OPTION

S Series: L or M [see specifications p.58](#).

Code: Consult the above product code list.

Surface: Take Off finishes, [see p.108, section 1](#).

Edge: Take Off finishes, [see p.108, section 2](#).

Base / Fronts (laminate): Take Off finishes, [see p.109, section 4](#).

Pull: Pulls included, specify type, [see p.107](#).

O Lock: Locks with keys (LS) or keyed-alike (LSK) options available with no upcharge, [see p.62](#).

Specify code **LSK01** to the components in the first workstation; **LSK02** to the components in the second workstation, and so on to identify the keyed-alike products.

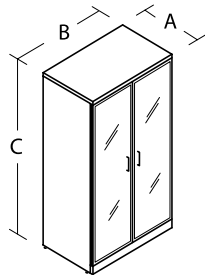
Cabinets - 72", 66" and 50" H. ("contemporary" aluminum frame with acrylic interior panel)

Cabinet with 2 laminate doors with shelves only or shelves & wardrobe configuration.

Adjustable shelves with 1 fixed shelf.

Extra shelves: Order separately, [see p.B88-B89](#).

No lock.



Shelves

				L Lima 1"		M Mike 1 1/2"					
Dimensions				Code	Price		Price		Spec.		
A	B	C	D		T.F.L.	H.P.L.	T.F.L.	H.P.L.	Cu.Ft.	lb (L)	lb (M)
72"											
24	36	72	4	SDDGiC243672	2641	2775	2776	2866	42.3	330	344
24	30	72	4	SDDGiC243072	2522	2639	2658	2729	35.6	279	291
21	36	72	4	SDDGiC213672	2552	2672	2675	2753	37.4	301	313
21	30	72	4	SDDGiC213072	2433	2536	2556	2619	31.5	255	266
66"											
24	36	66	4	SDDGiC243666	2551	2684	2686	2775	38.9	315	329
24	30	66	4	SDDGiC243066	2432	2549	2566	2639	32.7	265	277
21	36	66	4	SDDGiC213666	2462	2581	2585	2663	34.4	287	299
21	30	66	4	SDDGiC213066	2343	2444	2466	2528	29.0	242	253
50"											
24	36	50	3	SDDGiC243650	2265	2396	2388	2477	29.7	253	267
24	30	50	3	SDDGiC243050	2179	2302	2302	2375	25.0	210	222
21	36	50	3	SDDGiC213650	2198	2317	2312	2391	26.3	230	242
21	30	50	3	SDDGiC213050	2113	2222	2225	2289	22.2	191	202

D: Number of shelves

S SPECIFY

Series Code Surface Edge Base Pull
 T - - - / - -

S Series: L or M [see specifications p.58](#).

Code: Consult the above product code list.

Surface: Take Off finishes, [see p.108, section 1](#).

Edge: Take Off finishes, [see p.108, section 2](#).

Base: Take Off finishes, [see p.109, section 4](#).

Pull: Pulls included, specify type, [see p.107](#).

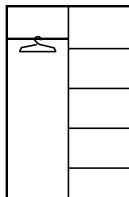
Cabinets - 72", 66" and 50"H. ("contemporary" aluminum frame with acrylic interior panel) (cont'd)

Cabinet with 2 laminate doors with shelves only or shelves & wardrobe configuration.

Adjustable shelves with 1 fixed shelf.

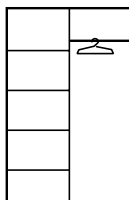
Extra shelves: Order separately, [see p.B88-B89](#).

No lock.



Wardrobe cabinet
Wardrobe on the left

		L Lima 1"		M Mike 1 1/2"							
Dimensions		Code		Price		Price		Spec.			
A	B	C	D	T.F.L.	H.P.L.	T.F.L.	H.P.L.	Cu.Ft.	lb (L)	lb (M)	
72"											
24	36	72	4	SWDGiC243672	2620	2801	2801	2884	42.3	300	314
24	30	72	4	SWDGiC243072	2516	2697	2697	2780	35.6	252	264
21	36	72	4	SWDGiC213672	2529	2704	2706	2780	37.4	275	287
21	30	72	4	SWDGiC213072	2424	2599	2603	2676	31.5	231	242
66"											
24	36	66	4	SWDGiC243666	2536	2716	2716	2800	38.9	281	295
24	30	66	4	SWDGiC243066	2431	2611	2611	2695	32.7	236	248
21	36	66	4	SWDGiC213666	2449	2618	2621	2695	34.4	257	269
21	30	66	4	SWDGiC213066	2345	2515	2517	2591	29.0	217	227



Wardrobe cabinet
Wardrobe on the right

		L Lima 1"		M Mike 1 1/2"							
Dimensions		Code		Price		Price		Spec.			
A	B	C	D	T.F.L.	H.P.L.	T.F.L.	H.P.L.	Cu.Ft.	lb (L)	lb (M)	
72"											
24	36	72	4	SDWGiC243672	2620	2801	2801	2884	42.3	300	314
24	30	72	4	SDWGiC243072	2516	2697	2697	2780	35.6	252	264
21	36	72	4	SDWGiC213672	2529	2704	2706	2780	37.4	275	287
21	30	72	4	SDWGiC213072	2424	2599	2603	2676	31.5	231	242
66"											
24	36	66	4	SDWGiC243666	2536	2716	2716	2800	38.9	281	295
24	30	66	4	SDWGiC243066	2431	2611	2611	2695	32.7	236	248
21	36	66	4	SDWGiC213666	2449	2618	2621	2695	34.4	257	269
21	30	66	4	SDWGiC213066	2345	2515	2517	2591	29.0	217	227

D: Number of shelves

S SPECIFY

Series Code Surface Edge Base Pull
 T - - - / - -

- S Series:** L or M [see specifications p.58](#).
- Code:** Consult the above product code list.
- Surface:** Take Off finishes, [see p.108, section 1](#).
- Edge:** Take Off finishes, [see p.108, section 2](#).
- Base:** Take Off finishes, [see p.109, section 4](#).
- Pull:** Pulls included, specify type, [see p.107](#).

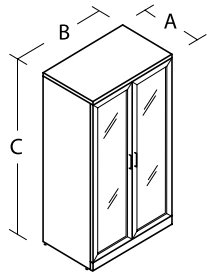
Cabinets - 72", 66" and 50" H. (*"traditional" aluminum frame with acrylic interior panel*)

Cabinet with 2 laminate doors with shelves only or shelves & wardrobe configuration.

Adjustable shelves with 1 fixed shelf.

Extra shelves: Order separately, [see p.B88-B89](#).

No lock.



Shelves

				L Lima 1"		M Mike 1 1/2"					
Dimensions				Code	Price		Price		Spec.		
A	B	C	D		T.F.L.	H.P.L.	T.F.L.	H.P.L.	Cu.Ft.	lb (L)	lb (M)
72"											
24	36	72	4	SDDGiA243672	2180	2314	2316	2405	42.3	330	344
24	30	72	4	SDDGiA243072	2061	2178	2197	2268	35.6	279	291
21	36	72	4	SDDGiA213672	2091	2211	2214	2292	37.4	301	313
21	30	72	4	SDDGiA213072	1972	2075	2096	2158	31.5	255	266
66"											
24	36	66	4	SDDGiA243666	2090	2223	2225	2314	38.9	315	329
24	30	66	4	SDDGiA243066	1971	2088	2105	2178	32.7	265	277
21	36	66	4	SDDGiA213666	2001	2120	2124	2202	34.4	287	299
21	30	66	4	SDDGiA213066	1882	1983	2005	2067	29.0	242	253
50"											
24	36	50	3	SDDGiA243650	1804	1935	1927	2016	29.7	253	267
24	30	50	3	SDDGiA243050	1718	1841	1841	1914	25.0	210	222
21	36	50	3	SDDGiA213650	1737	1856	1851	1931	26.3	230	242
21	30	50	3	SDDGiA213050	1652	1761	1764	1828	22.2	191	202

D: Number of shelves

S SPECIFY

T - Series - Code - Surface / Edge - Base - Pull

- S Series:** L or M [see specifications p.58](#).
- Code:** Consult the above product code list.
- Surface:** Take Off finishes, [see p.108, section 1](#).
- Edge:** Take Off finishes, [see p.108, section 2](#).
- Base:** Take Off finishes, [see p.109, section 4](#).
- Pull:** Pulls included, specify type, [see p.107](#).

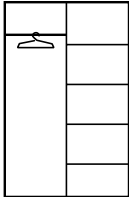
Cabinets - 72", 66" and 50" H. ("traditional" aluminum frame with acrylic interior panel) (cont'd)

Cabinet with 2 laminate doors with shelves only or shelves & wardrobe configuration.

Adjustable shelves with 1 fixed shelf.

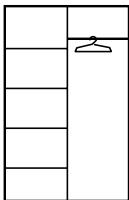
Extra shelves: Order separately, [see p.B88-B89](#).

No lock.



Wardrobe cabinet
Wardrobe on the left

		L Lima 1"		M Mike 1 1/2"							
Dimensions		Code		Price		Price		Spec.			
A	B	C	D	T.F.L.	H.P.L.	T.F.L.	H.P.L.	Cu.Ft.	lb (L)	lb (M)	
72"											
24	36	72	4	SWDGiA243672	2159	2340	2340	2423	42.3	300	314
24	30	72	4	SWDGiA243072	2055	2236	2236	2319	35.6	252	264
21	36	72	4	SWDGiA213672	2068	2243	2245	2319	37.4	275	287
21	30	72	4	SWDGiA213072	1964	2138	2142	2215	31.5	231	242
66"											
24	36	66	4	SWDGiA243666	2075	2255	2255	2339	38.9	281	295
24	30	66	4	SWDGiA243066	1970	2151	2151	2234	32.7	236	248
21	36	66	4	SWDGiA213666	1988	2157	2160	2234	34.4	257	269
21	30	66	4	SWDGiA213066	1884	2054	2056	2130	29.0	217	227



Wardrobe cabinet
Wardrobe on the right

		L Lima 1"		M Mike 1 1/2"							
Dimensions		Code		Price		Price		Spec.			
A	B	C	D	T.F.L.	H.P.L.	T.F.L.	H.P.L.	Cu.Ft.	lb (L)	lb (M)	
72"											
24	36	72	4	SDWGiA243672	2159	2340	2340	2423	42.3	300	314
24	30	72	4	SDWGiA243072	2055	2236	2236	2319	35.6	252	264
21	36	72	4	SDWGiA213672	2068	2243	2245	2319	37.4	275	287
21	30	72	4	SDWGiA213072	1964	2138	2142	2215	31.5	231	242
66"											
24	36	66	4	SDWGiA243666	2075	2255	2255	2339	38.9	281	295
24	30	66	4	SDWGiA243066	1970	2151	2151	2234	32.7	236	248
21	36	66	4	SDWGiA213666	1988	2157	2160	2234	34.4	257	269
21	30	66	4	SDWGiA213066	1884	2054	2056	2130	29.0	217	227

D: Number of shelves

S SPECIFY

Series Code Surface Edge Base Pull
T - - - / - -

S Series: L or M [see specifications p.58](#).

Code: Consult the above product code list.

Surface: Take Off finishes, [see p.108, section 1](#).

Edge: Take Off finishes, [see p.108, section 2](#).

Base: Take Off finishes, [see p.109, section 4](#).

Pull: Pulls included, specify type, [see p.107](#).

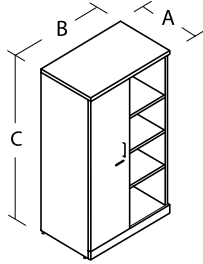
Single door cabinets - 72", 66" and 50" H.

Cabinet with 1 laminate door (**LEFT**) with shelves only or wardrobe & shelves configuration.

Adjustable shelves with 1 fixed shelf.

Extra shelves: Order separately, [see p.B88-B89](#).

Noki locks standard, key locks available as an option (no upcharge).



Shelves

				L Lima 1"		M Mike 1 1/2"			
Dimensions				Code	Price		Price		Spec.
A	B	C	D		T.F.L.	H.P.L.	T.F.L.	H.P.L.	Cu.Ft. lb (L) lb (M)
72"									
24	36	72	4	SDO243672	1499	1634	1635	1724	42.3 309 323
24	30	72	4	SDO243072	1381	1497	1516	1587	35.6 262 274
21	36	72	4	SDO213672	1410	1530	1533	1612	37.4 280 292
21	30	72	4	SDO213072	1291	1394	1415	1477	31.5 237 249
66"									
24	36	66	4	SDO243666	1409	1542	1544	1634	38.9 294 308
24	30	66	4	SDO243066	1290	1407	1425	1497	32.7 250 262
21	36	66	4	SDO213666	1320	1439	1443	1521	34.4 266 278
21	30	66	4	SDO213066	1201	1302	1324	1386	29.0 226 237
50"									
24	36	50	3	SDO243650	1123	1254	1246	1335	29.7 239 253
24	30	50	3	SDO243050	1037	1161	1161	1233	25.0 198 210
21	36	50	3	SDO213650	1056	1175	1170	1250	26.3 216 228
21	30	50	3	SDO213050	971	1080	1084	1147	22.2 180 191

D: Number of shelves

S SPECIFY							O OPTION								
Series	Code	Surface	Edge	Base	Fronts	Pull	Lock								
T -	<input type="text"/>	-	<input type="text"/>	-	<input type="text"/>	/	<input type="text"/>	-	<input type="text"/>	/	<input type="text"/>	-	<input type="text"/>	-	<input type="text"/>
S Series:	L or M see specifications p.58 .														
Code:	Consult the above product code list.														
Surface:	Take Off finishes, see p.108, section 1 .														
Edge:	Take Off finishes, see p.108, section 2 .														
Base / Fronts:	Take Off finishes, see p.109, section 4 .														
Pull:	Pulls included, specify type, see p.107 .														
O Lock:	Locks with keys (LS) or keyed-alike (LSK) options available with no upcharge, see p.62 . Specify code LSK01 to the components in the first workstation; LSK02 to the components in the second workstation, and so on to identify the keyed-alike products.														

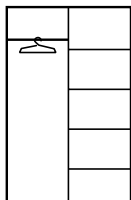
Single door cabinets - 72", 66" and 50" H. (cont'd)

Cabinet with 1 laminate door (**LEFT**) with shelves only or wardrobe & shelves configuration.

Adjustable shelves with 1 fixed shelf.

Extra shelves: Order separately, [see p.B88-B89](#).

Noki locks standard, key locks available as an option (no upcharge).



Wardrobe cabinet
Wardrobe on the left

		L Lima 1"		M Mike 1 1/2"						
Dimensions		Code	Price		Price		Spec.			
A	B	C	D	T.F.L.	H.P.L.	T.F.L.	H.P.L.	Cu.Ft.	lb (L)	lb (M)
72"										
24	36	72	4	SWO243672	1478	1659	1659	1742	42.3	279 293
24	30	72	4	SWO243072	1374	1555	1555	1638	35.6	235 247
21	36	72	4	SWO213672	1387	1562	1564	1638	37.4	254 266
21	30	72	4	SWO213072	1283	1458	1461	1535	31.5	214 224
66"										
24	36	66	4	SWO243666	1394	1574	1574	1658	38.9	262 276
24	30	66	4	SWO243066	1289	1470	1470	1553	32.7	221 232
21	36	66	4	SWO213666	1307	1476	1480	1553	34.4	239 251
21	30	66	4	SWO213066	1203	1373	1375	1449	29.0	201 212

D: Number of shelves

S SPECIFY

O OPTION

Series Code Surface Edge Base Fronts Pull Lock
 T - - - / - / - -

S Series: L or M [see specifications p.58](#).

Code: Consult the above product code list.

Surface: Take Off finishes, [see p.108, section 1](#).

Edge: Take Off finishes, [see p.108, section 2](#).

Base / Fronts: Take Off finishes, [see p.109, section 4](#).

Pull: Pulls included, specify type, [see p.107](#).

O Lock: Locks with keys (**LS**) or keyed-alike (**LSK**) options available with no upcharge, [see p.62](#).

Specify code **LSK01** to the components in the first workstation; **LSK02** to the components in the second workstation, and so on to identify the keyed-alike products.


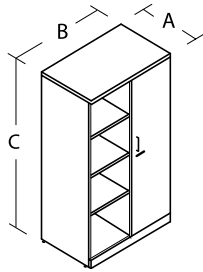
Single door cabinets - 72", 66" and 50" H. (cont'd)

Cabinet with 1 laminate door (**RIGHT**) with shelves only or shelves & wardrobe configuration.

Adjustable shelves with 1 fixed shelf.

Extra shelves: Order separately, [see p.B88-B89](#).

Noki locks standard, key locks available as an option (no upcharge).



Shelves

				L Lima 1"		M Mike 1 1/2"			
Dimensions		Code		Price		Price		Spec.	
A	B	C	D	T.F.L.	H.P.L.	T.F.L.	H.P.L.	Cu.Ft.	lb (L) lb (M)
72"									
24	36	72	4	SOD243672	1499	1634	1635	1724	42.3 309 323
24	30	72	4	SOD243072	1381	1497	1516	1587	35.6 262 274
21	36	72	4	SOD213672	1410	1530	1533	1612	37.4 280 292
21	30	72	4	SOD213072	1291	1394	1415	1477	31.5 237 249
66"									
24	36	66	4	SOD243666	1409	1542	1544	1634	38.9 294 308
24	30	66	4	SOD243066	1290	1407	1425	1497	32.7 250 262
21	36	66	4	SOD213666	1320	1439	1443	1521	34.4 266 278
21	30	66	4	SOD213066	1201	1302	1324	1386	29.0 226 237
50"									
24	36	50	3	SOD243650	1123	1254	1246	1335	29.7 239 253
24	30	50	3	SOD243050	1037	1161	1161	1233	25.0 198 210
21	36	50	3	SOD213650	1056	1175	1170	1250	26.3 216 228
21	30	50	3	SOD213050	971	1080	1084	1147	22.2 180 191

D: Number of shelves

S SPECIFY

O OPTION

T - - - / - / - - -

S Series: L or M [see specifications p.58](#).

Code: Consult the above product code list.

Surface: Take Off finishes, [see p.108, section 1](#).

Edge: Take Off finishes, [see p.108, section 2](#).

Base / Fronts: Take Off finishes, [see p.109, section 4](#).

Pull: Pulls included, specify type, [see p.107](#).

O Lock: Locks with keys (**LS**) or keyed-alike (**LSK**) options available with no upcharge, [see p.62](#).

Specify code **LSK01** to the components in the first workstation; **LSK02** to the components in the second workstation, and so on to identify the keyed-alike products.

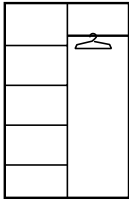
Single door cabinets - 72", 66" and 50" H. (cont'd)

Cabinet with 1 laminate door (**RIGHT**) with shelves only or shelves & wardrobe configuration.

Adjustable shelves with 1 fixed shelf.

Extra shelves: Order separately, [see p.B88-B89](#).

Noki locks standard, key locks available as an option (no upcharge).



Wardrobe cabinet
Wardrobe on the right

				L Lima 1"		M Mike 1 1/2"						
Dimensions		Code		Price		Price		Spec.				
A	B	C	D			T.F.L.	H.P.L.	T.F.L.	H.P.L.	Cu.Ft.	lb (L)	lb (M)
72"												
24	36	72	4	SOW243672		1478	1659	1659	1742	42.3	279	293
24	30	72	4	SOW243072		1374	1555	1555	1638	35.6	235	247
21	36	72	4	SOW213672		1387	1562	1564	1638	37.4	254	266
21	30	72	4	SOW213072		1283	1458	1461	1535	31.5	214	224
66"												
24	36	66	4	SOW243666		1394	1574	1574	1658	38.9	262	276
24	30	66	4	SOW243066		1289	1470	1470	1553	32.7	221	232
21	36	66	4	SOW213666		1307	1476	1480	1553	34.4	239	251
21	30	66	4	SOW213066		1203	1373	1375	1449	29.0	201	212

D: Number of shelves

S SPECIFY

O OPTION

Series Code Surface Edge Base Fronts Pull Lock
 T - - - / - / - -

S Series: L or M [see specifications p.58](#).

Code: Consult the above product code list.

Surface: Take Off finishes, [see p.108, section 1](#).

Edge: Take Off finishes, [see p.108, section 2](#).

Base / Fronts: Take Off finishes, [see p.109, section 4](#).

Pull: Pulls included, specify type, [see p.107](#).

O Lock: Locks with keys (**LS**) or keyed-alike (**LSK**) options available with no upcharge, [see p.62](#).

Specify code **LSK01** to the components in the first workstation; **LSK02** to the components in the second workstation, and so on to identify the keyed-alike products.


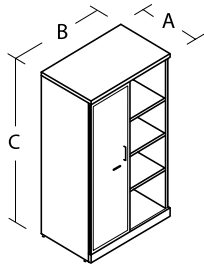
Single door cabinets - 72", 66" and 50" H. ("contemporary" laminate alum. frame or h-gloss white interior panel)

Cabinet with 1 laminate door (**LEFT**) with shelves only or wardrobe & shelves configuration.

Adjustable shelves with 1 fixed shelf.

Extra shelves: Order separately, [see p.B88-B89](#).

Noki locks standard or key locks available as an option (no upcharge) on door with laminate interior panel only.



Shelves

Code		L Lima 1"	M Mike 1 1/2"									
Dimensions		Doors		Price		Price		Spec.				
A	B	C	D	Laminate	H-Gloss white	T.F.L.	H.P.L.	T.F.L.	H.P.L.	Cu.Ft.	lb (L)	lb (M)
72"												
24	36	72	4	SDOM243672	SDOL243672	2226	2361	2362	2451	42.3	330	344
24	30	72	4	SDOM243072	SDOL243072	2108	2224	2243	2314	35.6	279	291
21	36	72	4	SDOM213672	SDOL213672	2137	2257	2261	2339	37.4	301	313
21	30	72	4	SDOM213072	SDOL213072	2019	2121	2142	2204	31.5	255	266
66"												
24	36	66	4	SDOM243666	SDOL243666	2136	2269	2272	2361	38.9	315	329
24	30	66	4	SDOM243066	SDOL243066	2017	2134	2152	2224	32.7	265	277
21	36	66	4	SDOM213666	SDOL213666	2047	2166	2170	2248	34.4	287	299
21	30	66	4	SDOM213066	SDOL213066	1928	2030	2052	2113	29.0	242	253
50"												
24	36	50	3	SDOM243650	SDOL243650	1850	1981	1973	2063	29.7	239	253
24	30	50	3	SDOM243050	SDOL243050	1764	1888	1888	1960	25.0	198	210
21	36	50	3	SDOM213650	SDOL213650	1783	1902	1898	1977	26.3	216	228
21	30	50	3	SDOM213050	SDOL213050	1698	1807	1811	1874	22.2	180	191

D: Number of shelves

S SPECIFY
O OPTION

Series Code Surface Edge Base Fronts Pull Lock

T - - - / - / - -

S Series: L or M [see specifications p.58](#).

Code: Consult the above product code list.

Surface: Take Off finishes, [see p.108, section 1](#).

Edge: Take Off finishes, [see p.108, section 2](#).

Base / Fronts (laminate): Take Off finishes, [see p.109, section 4](#).

Pull: Pulls included, specify type, [see p.107](#).

O Lock: Locks with keys (**LS**) or keyed-alike (**LSK**) options available with no upcharge, [see p.62](#).
Specify code **LSK01** to the components in the first workstation; **LSK02** to the components in the second workstation, and so on to identify the keyed-alike products.

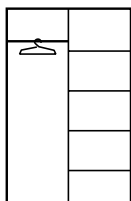
Single door cabinets - 72", 66" and 50" H. ("contemporary" laminate alum. frame or h-gloss white interior panel)

Cabinet with 1 laminate door (**LEFT**) with shelves only or wardrobe & shelves configuration.

Adjustable shelves with 1 fixed shelf.

Extra shelves: Order separately, [see p.B88-B89](#).

Noki locks standard or key locks available as an option (no upcharge) on door with laminate interior panel only.



Wardrobe cabinet
Wardrobe on the left

		Code		L Lima 1"		M Mike 1 1/2"					
Dimensions				Doors		Price		Price		Spec.	
A	B	C	D	Laminate	H-Gloss white	T.F.L.	H.P.L.	T.F.L.	H.P.L.	Cu.Ft.	lb (L) lb (M)
72"											
24	36	72	4	SWOM243672	SWOL243672	2206	2386	2386	2470	42.3	279 293
24	30	72	4	SWOM243072	SWOL243072	2101	2283	2283	2365	35.6	235 247
21	36	72	4	SWOM213672	SWOL213672	2114	2289	2291	2365	37.4	254 266
21	30	72	4	SWOM213072	SWOL213072	2010	2185	2188	2262	31.5	214 224
66"											
24	36	66	4	SWOM243666	SWOL243666	2121	2301	2301	2385	38.9	262 276
24	30	66	4	SWOM243066	SWOL243066	2016	2197	2197	2280	32.7	221 232
21	36	66	4	SWOM213666	SWOL213666	2034	2203	2207	2280	34.4	239 251
21	30	66	4	SWOM213066	SWOL213066	1931	2100	2102	2176	29.0	201 212

D: Number of shelves

S SPECIFY

O OPTION

Series Code Surface Edge Base Fronts Pull Lock
 T - - - / - / - -

S Series: L or M [see specifications p.58](#).

Code: Consult the above product code list.

Surface: Take Off finishes, [see p.108, section 1](#).

Edge: Take Off finishes, [see p.108, section 2](#).

Base / Fronts (laminate): Take Off finishes, [see p.109, section 4](#).

Pull: Pulls included, specify type, [see p.107](#).

O Lock: Locks with keys (**LS**) or keyed-alike (**LSK**) options available with no upcharge, [see p.62](#).

Specify code **LSK01** to the components in the first workstation; **LSK02** to the components in the second workstation, and so on to identify the keyed-alike products.


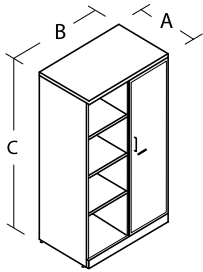
Single door cabinets - 72", 66" and 50" H. ("contemporary" laminate alum. frame or h-gloss white interior panel) (cont'd)

Cabinet with 1 laminate door (**RIGHT**) with shelves only or shelves & wardrobe configuration.

Adjustable shelves with 1 fixed shelf.

Extra shelves: Order separately, [see p.B88-B89](#).

Noki locks standard or key locks available as an option (no upcharge) on door with laminate interior panel only.



Shelves

Code		L Lima 1"	M Mike 1 1/2"									
Dimensions		Doors		Price		Price		Spec.				
A	B	C	D	Laminate	H-Gloss white	T.F.L.	H.P.L.	T.F.L.	H.P.L.	Cu.Ft.	lb (L)	lb (M)
72"												
24	36	72	4	SODM243672	SODL243672	2226	2361	2362	2451	42.3	309	323
24	30	72	4	SODM243072	SODL243072	2108	2224	2243	2314	35.6	262	274
21	36	72	4	SODM213672	SODL213672	2137	2257	2261	2339	37.4	280	292
21	30	72	4	SODM213072	SODL213072	2019	2121	2142	2204	31.5	237	249
66"												
24	36	66	4	SODM243666	SODL243666	2136	2269	2272	2361	38.9	294	308
24	30	66	4	SODM243066	SODL243066	2017	2134	2152	2224	32.7	250	262
21	36	66	4	SODM213666	SODL213666	2047	2166	2170	2248	34.4	266	278
21	30	66	4	SODM213066	SODL213066	1928	2030	2052	2113	29.0	226	237
50"												
24	36	50	3	SODM243650	SODL243650	1850	1981	1973	2063	29.7	239	253
24	30	50	3	SODM243050	SODL243050	1764	1888	1888	1960	25.0	198	210
21	36	50	3	SODM213650	SODL213650	1783	1902	1898	1977	26.3	216	228
21	30	50	3	SODM213050	SODL213050	1698	1807	1811	1874	22.2	180	191

D: Number of shelves

S SPECIFY
O OPTION

Series Code Surface Edge Base Fronts Pull Lock

T - - - / - / - -

S Series: L or M [see specifications p.58](#).

Code: Consult the above product code list.

Surface: Take Off finishes, [see p.108, section 1](#).

Edge: Take Off finishes, [see p.108, section 2](#).

Base / Fronts (laminate): Take Off finishes, [see p.109, section 4](#).

Pull: Pulls included, specify type, [see p.107](#).

O **Lock**: Locks with keys (**LS**) or keyed-alike (**LSK**) options available with no upcharge, [see p.62](#).
Specify code **LSK01** to the components in the first workstation; **LSK02** to the components in the second workstation, and so on to identify the keyed-alike products.

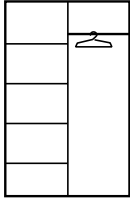
Single door cabinets - 72", 66" and 50" H. ("contemporary" laminate alum. frame or h-gloss white interior panel) (cont'd)

Cabinet with 1 laminate door (**RIGHT**) with shelves only or shelves & wardrobe configuration.

Adjustable shelves with 1 fixed shelf.

Extra shelves: Order separately, [see p.B88-B89](#).

Noki locks standard or key locks available as an option (no upcharge) on door with laminate interior panel only.



Wardrobe cabinet
Wardrobe on the right

Code		L Lima 1"		M Mike 1 1/2"								
Dimensions		Doors		Price		Price		Spec.				
A	B	C	D	Laminate	H-Gloss white	T.F.L.	H.P.L.	T.F.L.	H.P.L.	Cu.Ft.	lb (L)	lb (M)
72"												
24	36	72	4	SOWM243672	SOWL243672	2206	2386	2386	2470	42.3	279	293
24	30	72	4	SOWM243072	SOWL243072	2101	2283	2283	2365	35.6	235	247
21	36	72	4	SOWM213672	SOWL213672	2114	2289	2291	2365	37.4	254	266
21	30	72	4	SOWM213072	SOWL213072	2010	2185	2188	2262	31.5	214	224
66"												
24	36	66	4	SOWM243666	SOWL243666	2121	2301	2301	2385	38.9	262	276
24	30	66	4	SOWM243066	SOWL243066	2016	2197	2197	2280	32.7	221	232
21	36	66	4	SOWM213666	SOWL213666	2034	2203	2207	2280	34.4	239	251
21	30	66	4	SOWM213066	SOWL213066	1931	2100	2102	2176	29.0	201	212

D: Number of shelves

S SPECIFY

O OPTION

T - - - / - / - -

S Series: L or M [see specifications p.58](#).

Code: Consult the above product code list.

Surface: Take Off finishes, [see p.108, section 1](#).

Edge: Take Off finishes, [see p.108, section 2](#).

Base / Fronts (laminate): Take Off finishes, [see p.109, section 4](#).

Pull: Pulls included, specify type, [see p.107](#).

O Lock: Locks with keys (**LS**) or keyed-alike (**LSK**) options available with no upcharge, [see p.62](#).

Specify code **LSK01** to the components in the first workstation; **LSK02** to the components in the second workstation, and so on to identify the keyed-alike products.


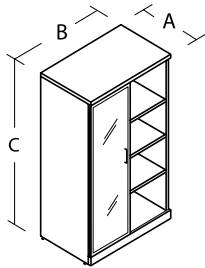
Single door cabinets - 72", 66" and 50" H. ("contemporary" aluminum frame with acrylic interior panel)

Cabinet with 1 laminate door (**LEFT**) with shelves only or wardrobe & shelves configuration.

Adjustable shelves with 1 fixed shelf.

Extra shelves: Order separately, [see p.B88-B89](#).

No lock.



Shelves

				L Lima 1"		M Mike 1 1/2"					
Dimensions				Code	Price		Price		Spec.		
A	B	C	D		T.F.L.	H.P.L.	T.F.L.	H.P.L.	Cu.Ft.	lb (L)	lb (M)
72"											
24	36	72	4	SDOGiC243672	2076	2210	2211	2300	42.3	309	323
24	30	72	4	SDOGiC243072	1957	2074	2092	2164	35.6	262	274
21	36	72	4	SDOGiC213672	1987	2107	2110	2188	37.4	280	292
21	30	72	4	SDOGiC213072	1868	1970	1961	2054	31.5	237	249
66"											
24	36	66	4	SDOGiC243666	1986	2119	2121	2210	38.9	294	308
24	30	66	4	SDOGiC243066	1867	1983	2001	2074	32.7	250	262
21	36	66	4	SDOGiC213666	1896	2015	2020	2098	34.4	266	278
21	30	66	4	SDOGiC213066	1778	1879	1901	1962	29.0	226	237
50"											
24	36	50	3	SDOGiC243650	1700	1830	1823	1912	29.7	239	253
24	30	50	3	SDOGiC243050	1614	1737	1737	1810	25.0	198	210
21	36	50	3	SDOGiC213650	1632	1751	1747	1826	26.3	216	228
21	30	50	3	SDOGiC213050	1548	1657	1660	1724	22.2	180	191

D: Number of shelves

S SPECIFY

Series Code Surface Edge Base Pull
T - - - / - -

S Series: L or M [see specifications p.58](#).

Code: Consult the above product code list.

Surface: Take Off finishes, [see p.108, section 1](#).

Edge: Take Off finishes, [see p.108, section 2](#).

Base: Take Off finishes, [see p.109, section 4](#).

Pull: Pulls included, specify type, [see p.107](#).

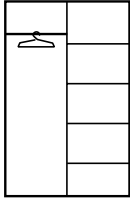
Single door cabinets - 72", 66" and 50" H. ("contemporary" aluminum frame with acrylic interior panel) (cont'd)

Cabinet with 1 laminate door (**LEFT**) with shelves only or wardrobe & shelves configuration.

Adjustable shelves with 1 fixed shelf.

Extra shelves: Order separately, [see p.B88-B89](#).

No lock.



Wardrobe cabinet
Wardrobe on the left

				L Lima 1"		M Mike 1 1/2"						
Dimensions		Code		Price		Price		Spec.				
A	B	C	D	T.F.L.		H.P.L.		Cu.Ft.		lb (L)	lb (M)	
72"												
24	36	72	4	SWOGiC243672		2055	2235	2235	2319	42.3	279	293
24	30	72	4	SWOGiC243072		1950	2132	2132	2214	35.6	235	247
21	36	72	4	SWOGiC213672		1964	2138	2141	2214	37.4	254	266
21	30	72	4	SWOGiC213072		1859	2034	2037	2111	31.5	214	224
66"												
24	36	66	4	SWOGiC243666		1970	2151	2151	2234	38.9	262	276
24	30	66	4	SWOGiC243066		1866	2046	2046	2130	32.7	221	232
21	36	66	4	SWOGiC213666		1883	2053	2056	2130	34.4	239	251
21	30	66	4	SWOGiC213066		1780	1949	1951	2025	29.0	201	212

D: Number of shelves

S SPECIFY

Series Code Surface Edge Base Pull
 T - - - / - -

- S** **Series:** L or M [see specifications p.58](#).
- Code:** Consult the above product code list.
- Surface:** Take Off finishes, [see p.108, section 1](#).
- Edge:** Take Off finishes, [see p.108, section 2](#).
- Base:** Take Off finishes, [see p.109, section 4](#).
- Pull:** Pulls included, specify type, [see p.107](#).


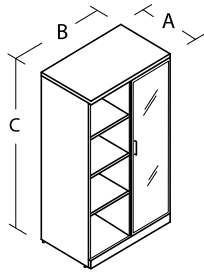
Single door cabinets - 72", 66" and 50" H. ("contemporary" aluminum frame with acrylic interior panel) (cont'd)

Cabinet with 1 laminate door (**RIGHT**) with shelves only or shelves & wardrobe configuration.

Adjustable shelves with 1 fixed shelf.

Extra shelves: Order separately, [see p.B88-B89](#).

No lock.



Shelves

				L Lima 1"		M Mike 1 1/2"					
Dimensions				Code	Price		Price		Spec.		
A	B	C	D		T.F.L.	H.P.L.	T.F.L.	H.P.L.	Cu.Ft.	lb (L)	lb (M)
72"											
24	36	72	4	SODGiC243672	2076	2210	2211	2300	42.3	309	323
24	30	72	4	SODGiC243072	1957	2074	2092	2164	35.6	262	274
21	36	72	4	SODGiC213672	1987	2107	2110	2188	37.4	280	292
21	30	72	4	SODGiC213072	1868	1970	1991	2054	31.5	237	249
66"											
24	36	66	4	SODGiC243666	1986	2119	2121	2210	38.9	294	308
24	30	66	4	SODGiC243066	1867	1983	2001	2074	32.7	250	262
21	36	66	4	SODGiC213666	1896	2015	2020	2098	34.4	266	278
21	30	66	4	SODGiC213066	1778	1879	1901	1962	29.0	226	237
50"											
24	36	50	3	SODGiC243650	1700	1830	1823	1912	29.7	239	253
24	30	50	3	SODGiC243050	1614	1737	1737	1810	25.0	198	210
21	36	50	3	SODGiC213650	1632	1751	1747	1826	26.3	216	228
21	30	50	3	SODGiC213050	1548	1657	1660	1724	22.2	180	191

D: Number of shelves

S SPECIFY

Series Code Surface Edge Base Pull
T - - - / - -

S Series: L or M [see specifications p.58](#).

Code: Consult the above product code list.

Surface: Take Off finishes, [see p.108, section 1](#).

Edge: Take Off finishes, [see p.108, section 2](#).

Base: Take Off finishes, [see p.109, section 4](#).

Pull: Pulls included, specify type, [see p.107](#).

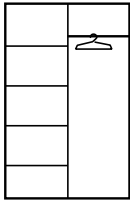
Single door cabinets - 72", 66" and 50" H. ("contemporary" aluminum frame with acrylic interior panel) (cont'd)

Cabinet with 1 laminate door (**RIGHT**) with shelves only or shelves & wardrobe configuration.

Adjustable shelves with 1 fixed shelf.

Extra shelves: Order separately, [see p.B88-B89](#).

No lock.



Wardrobe cabinet
Wardrobe on the right

		L Lima 1"		M Mike 1 1/2"							
Dimensions		Code		Price		Price		Spec.			
A	B	C	D	T.F.L.	H.P.L.	T.F.L.	H.P.L.	Cu.Ft.	lb (L)	lb (M)	
72"											
24	36	72	4	SOWGiC243672	2055	2235	2235	2319	42.3	279	293
24	30	72	4	SOWGiC243072	1950	2132	2132	2214	35.6	235	247
21	36	72	4	SOWGiC213672	1964	2138	2141	2214	37.4	254	266
21	30	72	4	SOWGiC213072	1859	2034	2037	2111	31.5	214	224
66"											
24	36	66	4	SOWGiC243666	1970	2151	2151	2234	38.9	262	276
24	30	66	4	SOWGiC243066	1866	2046	2046	2130	32.7	221	232
21	36	66	4	SOWGiC213666	1883	2053	2056	2130	34.4	239	251
21	30	66	4	SOWGiC213066	1780	1949	1951	2025	29.0	201	212

D: Number of shelves

S SPECIFY

Series Code Surface Edge Base Pull
T - - - / - -

S Series: L or M [see specifications p.58](#).

Code: Consult the above product code list.

Surface: Take Off finishes, [see p.108, section 1](#).

Edge: Take Off finishes, [see p.108, section 2](#).

Base: Take Off finishes, [see p.109, section 4](#).

Pull: Pulls included, specify type, [see p.107](#).


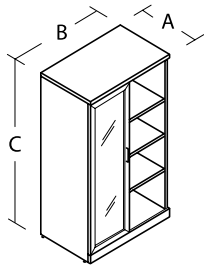
Single door cabinets - 72", 66" and 50" H. (*"traditional" aluminum frame with acrylic interior panel*)

Cabinet with 1 laminate door (**LEFT**) with shelves only or wardrobe & shelves configuration.

Adjustable shelves with 1 fixed shelf.

Extra shelves: Order separately, [see p.B88-B89](#).

No lock.



Shelves

				L Lima 1"		M Mike 1 1/2"					
Dimensions				Code	Price		Price		Spec.		
A	B	C	D		T.F.L.	H.P.L.	T.F.L.	H.P.L.	Cu.Ft.	lb (L)	lb (M)
72"											
24	36	72	4	SDOGiA243672	1845	1979	1980	2069	42.3	309	323
24	30	72	4	SDOGiA243072	1726	1843	1861	1933	35.6	262	274
21	36	72	4	SDOGiA213672	1756	1876	1879	1957	37.4	280	292
21	30	72	4	SDOGiA213072	1637	1739	1760	1823	31.5	237	249
66"											
24	36	66	4	SDOGiA243666	1755	1888	1890	1979	38.9	294	308
24	30	66	4	SDOGiA243066	1636	1752	1770	1843	32.7	250	262
21	36	66	4	SDOGiA213666	1665	1784	1789	1867	34.4	266	278
21	30	66	4	SDOGiA213066	1547	1648	1670	1731	29.0	226	237
50"											
24	36	50	3	SDOGiA243650	1469	1599	1592	1681	29.7	239	253
24	30	50	3	SDOGiA243050	1383	1506	1506	1579	25.0	198	210
21	36	50	3	SDOGiA213650	1401	1520	1516	1595	26.3	216	228
21	30	50	3	SDOGiA213050	1317	1426	1429	1493	22.2	180	191

D: Number of shelves

S SPECIFY

Series Code Surface Edge Base Pull
 T - - - / - -

- S** Series: L or M [see specifications p.58](#).
- Code:** Consult the above product code list.
- Surface:** Take Off finishes, [see p.108, section 1](#).
- Edge:** Take Off finishes, [see p.108, section 2](#).
- Base:** Take Off finishes, [see p.109, section 4](#).
- Pull:** Pulls included, specify type, [see p.107](#).

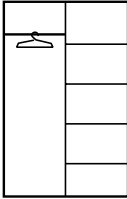
Single door cabinets - 72", 66" and 50" H. (*"traditional" aluminum frame with acrylic interior panel*)

Cabinet with 1 laminate door (**LEFT**) with shelves only or wardrobe & shelves configuration.

Adjustable shelves with 1 fixed shelf.

Extra shelves: Order separately, [see p.B88-B89](#).

No lock.



Wardrobe cabinet
Wardrobe on the left

		L Lima 1"		M Mike 1 1/2"						
Dimensions		Code		Price		Price		Spec.		
A	B	C	D	T.F.L.	H.P.L.	T.F.L.	H.P.L.	Cu.Ft.	lb (L)	lb (M)
72"										
24	36	72	4	SWOGiA243672	1824	2004	2004	2088	42.3	279 293
24	30	72	4	SWOGiA243072	1719	1901	1901	1983	35.6	235 247
21	36	72	4	SWOGiA213672	1733	1907	1910	1983	37.4	254 266
21	30	72	4	SWOGiA213072	1628	1803	1806	1880	31.5	214 224
66"										
24	36	66	4	SWOGiA243666	1739	1920	1920	2003	38.9	262 276
24	30	66	4	SWOGiA243066	1635	1815	1815	1899	32.7	221 232
21	36	66	4	SWOGiA213666	1652	1822	1825	1899	34.4	239 251
21	30	66	4	SWOGiA213066	1549	1718	1720	1794	29.0	201 212

D: Number of shelves

S SPECIFY

Series Code Surface Edge Base Pull

T - - - / - -

- S Series:** L or M [see specifications p.58](#).
- Code:** Consult the above product code list.
- Surface:** Take Off finishes, [see p.108, section 1](#).
- Edge:** Take Off finishes, [see p.108, section 2](#).
- Base:** Take Off finishes, [see p.109, section 4](#).
- Pull:** Pulls included, specify type, [see p.107](#).


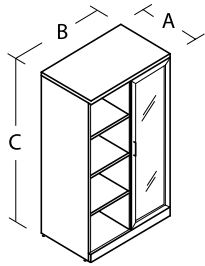
Single door cabinets - 72", 66" and 50" H. ("traditional" aluminum frame with acrylic interior panel)

Cabinet with 1 laminate door (**RIGHT**) with shelves only or shelves & wardrobe configuration.

Adjustable shelves with 1 fixed shelf.

Extra shelves: Order separately, [see p.B88-B89](#).

No lock.



Shelves

				L Lima 1"		M Mike 1 1/2"					
Dimensions				Code	Price		Price		Spec.		
A	B	C	D		T.F.L.	H.P.L.	T.F.L.	H.P.L.	Cu.Ft.	lb (L)	lb (M)
72"											
24	36	72	4	SODGiA243672	1845	1979	1980	2069	42.3	309	323
24	30	72	4	SODGiA243072	1726	1843	1861	1933	35.6	262	274
21	36	72	4	SODGiA213672	1756	1876	1879	1957	37.4	280	292
21	30	72	4	SODGiA213072	1637	1739	1760	1823	31.5	237	249
66"											
24	36	66	4	SODGiA243666	1755	1888	1890	1979	38.9	294	308
24	30	66	4	SODGiA243066	1636	1752	1770	1843	32.7	250	262
21	36	66	4	SODGiA213666	1665	1784	1789	1867	34.4	266	278
21	30	66	4	SODGiA213066	1547	1648	1670	1731	29.0	226	237
50"											
24	36	50	3	SODGiA243650	1469	1599	1592	1681	29.7	239	253
24	30	50	3	SODGiA243050	1383	1506	1506	1579	25.0	198	210
21	36	50	3	SODGiA213650	1401	1520	1516	1595	26.3	216	228
21	30	50	3	SODGiA213050	1317	1426	1429	1493	22.2	180	191

D: Number of shelves

S SPECIFY

Series Code Surface Edge Base Pull
 T - - - / - -

S Series: L or M [see specifications p.58](#).

Code: Consult the above product code list.

Surface: Take Off finishes, [see p.108, section 1](#).

Edge: Take Off finishes, [see p.108, section 2](#).

Base: Take Off finishes, [see p.109, section 4](#).

Pull: Pulls included, specify type, [see p.107](#).

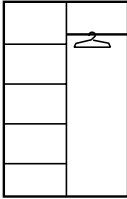
Single door cabinets - 72", 66" and 50" H. (*"traditional" aluminum frame with acrylic interior panel*)

Cabinet with 1 laminate door (**RIGHT**) with shelves only or shelves & wardrobe configuration.

Adjustable shelves with 1 fixed shelf.

Extra shelves: Order separately, [see p.B88-B89](#).

No lock.



Wardrobe cabinet
Wardrobe on the right

				L Lima 1"	M Mike 1 1/2"					
Dimensions		Code		Price		Price		Spec.		
A	B	C	D	T.F.L.	H.P.L.	T.F.L.	H.P.L.	Cu.Ft.	lb (L)	lb (M)
72"										
24	36	72	4	SOWGiA243672	1824	2004	2004	2088	42.3	279 293
24	30	72	4	SOWGiA243072	1719	1901	1901	1983	35.6	235 247
21	36	72	4	SOWGiA213672	1733	1907	1910	1983	37.4	254 266
21	30	72	4	SOWGiA213072	1628	1803	1806	1880	31.5	214 224
66"										
24	36	66	4	SOWGiA243666	1739	1920	1920	2003	38.9	262 276
24	30	66	4	SOWGiA243066	1635	1815	1815	1899	32.7	221 232
21	36	66	4	SOWGiA213666	1652	1822	1825	1899	34.4	239 251
21	30	66	4	SOWGiA213066	1549	1718	1720	1794	29.0	201 212

D: Number of shelves

S SPECIFY

Series Code Surface Edge Base Pull
T - - - / - -

- S Series:** L or M [see specifications p.58](#).
- Code:** Consult the above product code list.
- Surface:** Take Off finishes, [see p.108, section 1](#).
- Edge:** Take Off finishes, [see p.108, section 2](#).
- Base:** Take Off finishes, [see p.109, section 4](#).
- Pull:** Pulls included, specify type, [see p.107](#).

Single door cabinets with shelves - left

Cabinet (**LEFT**) with adjustable shelves and 1 fixed.

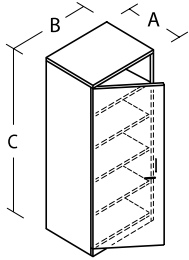
Door type: Laminate or aluminum framed with choice of either laminate, high-gloss white or acrylic interior panel.

Shelves have the same finish as the base color.

Extra shelves: Order separately, [see p.B88-B89](#).

Noki locks standard or key locks available as an option (no upcharge) **on door with laminate interior panel only**.

Not available on door with H-Gloss White or Acrylic interior panel.



				L Lima 1"		M Mike 1 1/2"					
Dimensions				Code	Price		Price		Spec.		
A	B	C	D	Laminate door	T.F.L.	H.P.L.	T.F.L.	H.P.L.	Cu.Ft.	lb (L)	lb (M)
72"											
24	24	72	4	SDL242472	1221	1366	1392	1444	29.0	261	270
21	24	72	4	SDL212472	1167	1304	1330	1376	25.6	237	246
66"											
24	24	66	4	SDL242466	1165	1311	1334	1387	26.6	240	249
21	24	66	4	SDL212466	1112	1247	1274	1320	23.5	218	226
24	18	66	4	SDL241866	1106	1178	1126	1196	18.0	149	155
21	18	66	4	SDL211866	1065	1127	1082	1144	15.9	134	140
54"											
24	18	54	3	SDL241854	993	1063	-	-	14.6	122	127
21	18	54	3	SDL211854	959	1021	-	-	12.9	110	115
24	12	54	3	SDL241254	916	964	-	-	9.9	94	99
21	12	54	3	SDL211254	886	929	-	-	8.8	85	90

D: Number of shelves

S SPECIFY
O OPTION

Series Code Surface Edge Base Fronts Pull Lock

T - - - / - / - -

S Series: L or M [see specifications p.58](#).

Code: Consult the above product code list.

Surface: Take Off finishes, [see p.108, section 1](#).

Edge: Take Off finishes, [see p.108, section 2](#).

Base / Fronts (laminate): Take Off finishes, [see p.109, section 4](#).

Pull: Pulls included, specify type, [see p.107](#).

O Lock: Locks with keys (**LS**) or keyed-alike (**LSK**) options available with no upcharge, [see p.62](#).
Specify code **LSK01** to the components in the first workstation; **LSK02** to the components in the second workstation, and so on to identify the keyed-alike products.

Single door cabinets with shelves - left (cont'd)

Cabinet (LEFT) with adjustable shelves and 1 fixed.

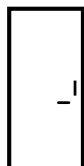
Door type: Laminate or aluminum framed with choice of either laminate, high-gloss white or acrylic interior panel.

Shelves have the same finish as the base color.

Extra shelves: Order separately, [see p.B88-B89](#).

Noki locks standard or key locks available as an option (no upcharge) on door with laminate interior panel only.

Not available on door with H-Gloss White or Acrylic interior panel.



Contemporary aluminum frame / Laminate or H-Gloss White interior panel

Code		L Lima 1"		M Mike 1 1/2"							
Dimensions			Doors		Price		Price		Spec.		
A	B	C	Laminate	Gloss white	T.F.L.	H.P.L.	T.F.L.	H.P.L.	Cu.Ft.	lb (L)	lb (M)
72"											
24	24	72	SDML242472	SDLL242472	2082	2228	2253	2306	29.0	261	270
21	24	72	SDML212472	SDLL212472	2028	2165	2191	2237	25.6	237	246
66"											
24	24	66	SDML242466	SDLL242466	2026	2173	2196	2248	26.6	240	249
21	24	66	SDML212466	SDLL212466	1973	2109	2135	2181	23.5	218	226



Contemporary aluminum frame / Acrylic interior panel

Code		L Lima 1"		M Mike 1 1/2"							
Dimensions			Door		Price		Price		Spec.		
A	B	C	Acrylic		T.F.L.	H.P.L.	T.F.L.	H.P.L.	Cu.Ft.	lb (L)	lb (M)
72"											
24	24	72	SDGiCL242472		1887	2032	2057	2110	29.0	261	270
21	24	72	SDGiCL212472		1833	1969	1995	2042	25.6	237	246
66"											
24	24	66	SDGiCL242466		1830	1977	2000	2053	26.6	240	249
21	24	66	SDGiCL212466		1778	1913	1939	1986	23.5	218	226

S SPECIFY

O OPTION

T - - - / - / - -

S Series: L or M [see specifications p.58](#).

Code: Consult the above product code list.

Surface: Take Off finishes, [see p.108, section 1](#).

Edge: Take Off finishes, [see p.108, section 2](#).

Base / Fronts (laminate): Take Off finishes, [see p.109, section 4](#).

Pull: Pulls included, specify type, [see p.107](#).

O Lock: Locks with keys (LS) or keyed-alike (LSK) options available with no upcharge, [see p.62](#).

Specify code **LSK01** to the components in the first workstation; **LSK02** to the components in the second workstation, and so on to identify the keyed-alike products.

Single door cabinets with shelves - left (cont'd)

Cabinet (**LEFT**) with adjustable shelves and 1 fixed.

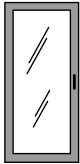
Door type: Laminate or aluminum framed with choice of either laminate, high-gloss white or acrylic interior panel.

Shelves have the same finish as the base color.

Extra shelves: Order separately, [see p.B88-B89](#).

Noki locks standard or key locks available as an option (no upcharge) **on door with laminate interior panel only**.

Not available on door with H-Gloss White or Acrylic interior panel.



Traditional aluminum frame / Acrylic interior panel

Code			L Lima 1"	M Mike 1 1/2"						
Dimensions			Door	Price		Price		Spec.		
A	B	C	Acrylic	T.F.L.	H.P.L.	T.F.L.	H.P.L.	Cu.Ft.	lb (L)	lb (M)
72"										
24	24	72	SDGiAL242472	1610	1756	1781	1834	29.0	261	270
21	24	72	SDGiAL212472	1557	1693	1719	1766	25.6	237	246
66"										
24	24	66	SDGiAL242466	1554	1701	1724	1777	26.6	240	249
21	24	66	SDGiAL212466	1502	1637	1663	1709	23.5	218	226

S SPECIFY

O OPTION

T - - - / - / - -

S Series: L or M [see specifications p.58](#).

Code: Consult the above product code list.

Surface: Take Off finishes, [see p.108, section 1](#).

Edge: Take Off finishes, [see p.108, section 2](#).

Base / Fronts (laminated): Take Off finishes, [see p.109, section 4](#).

Pull: Pulls included, specify type, [see p.107](#).

O Lock: Locks with keys (**LS**) or keyed-alike (**LSK**) options available with no upcharge, [see p.62](#).

Specify code **LSK01** to the components in the first workstation; **LSK02** to the components in the second workstation, and so on to identify the keyed-alike products.

Single door cabinets with shelves - right

Cabinet (**RIGHT**) with adjustable shelves and 1 fixed.

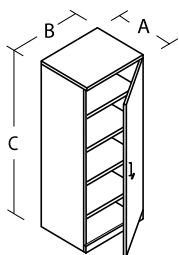
Door type: Laminate or aluminum framed with choice of either laminate, high-gloss white or acrylic interior panel.

Shelves have the same finish as the base color.

Extra shelves: Order separately, [see p.B88-B89](#).

Noki locks standard or key locks available as an option (no upcharge) **on door with laminate interior panel only**.

Not available on door with H-Gloss White or Acrylic interior panel.



		L Lima 1"		M Mike 1 1/2"						
Dimensions		Code		Price		Price		Spec.		
A	B	C	D	T.F.L.	H.P.L.	T.F.L.	H.P.L.	Cu.Ft.	lb (L)	lb (M)
72"										
24	24	72	4	SDR242472	1221	1366	1392	1444	29.0	261 270
21	24	72	4	SDR212472	1167	1304	1330	1376	25.6	237 246
66"										
24	24	66	4	SDR242466	1165	1311	1334	1387	26.6	240 249
21	24	66	4	SDR212466	1112	1247	1274	1320	23.5	218 226
24	18	66	4	SDR241866	1106	1178	1126	1196	18.0	149 155
21	18	66	4	SDR211866	1065	1127	1082	1144	15.9	134 140
54"										
24	18	54	3	SDR241854	993	1063	-	-	14.6	122 127
21	18	54	3	SDR211854	959	1021	-	-	12.9	110 115
24	12	54	3	SDR241254	916	964	-	-	9.9	94 99
21	12	54	3	SDR211254	886	929	-	-	8.8	85 90

D: Number of shelves

S SPECIFY

O OPTION

T - - - / - / - -

S Series: L or M [see specifications p.58](#).

Code: Consult the above product code list.

Surface: Take Off finishes, [see p.108, section 1](#).

Edge: Take Off finishes, [see p.108, section 2](#).

Base / Fronts (laminate): Take Off finishes, [see p.109, section 4](#).

Pull: Pulls included, specify type, [see p.107](#).

O Lock: Locks with keys (**LS**) or keyed-alike (**LSK**) options available with no upcharge, [see p.62](#).

Specify code **LSK01** to the components in the first workstation; **LSK02** to the components in the second workstation, and so on to identify the keyed-alike products.

Single door cabinets with shelves - right (cont'd)

Cabinet (RIGHT) with adjustable shelves and 1 fixed.

Door type: Laminate or aluminum framed with choice of either laminate, high-gloss white or acrylic interior panel.

Shelves have the same finish as the base color.

Extra shelves: Order separately, [see p.B88-B89](#).

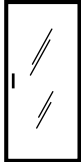
Noki locks standard or key locks available as an option (no upcharge) on door with laminate interior panel only.

Not available on door with H-Gloss White or Acrylic interior panel.



Contemporary aluminum frame / Laminate or H-Gloss White interior panel

Code		L Lima 1"		M Mike 1 1/2"							
Dimensions			Door		Price		Price		Spec.		
A	B	C	Laminate	H-Gloss white	T.F.L.	H.P.L.	T.F.L.	H.P.L.	Cu.Ft.	lb (L)	lb (M)
72"											
24	24	72	SDMR242472	SDLR242472	2082	2228	2253	2306	29.0	261	270
21	24	72	SDMR212472	SDLR212472	2028	2165	2191	2237	25.6	237	246
66"											
24	24	66	SDMR242466	SDLR242466	2026	2173	2196	2248	26.6	240	249
21	24	66	SDMR212466	SDLR212466	1973	2109	2135	2181	23.5	218	226



Contemporary aluminum frame / Acrylic interior panel

Code		L Lima 1"		M Mike 1 1/2"							
Dimensions			Door		Price		Price		Spec.		
A	B	C	Acrylic		T.F.L.	H.P.L.	T.F.L.	H.P.L.	Cu.Ft.	lb (L)	lb (M)
72"											
24	24	72	SDGiCR242472		1887	2032	2057	2110	29.0	261	270
21	24	72	SDGiCR212472		1833	1969	1995	2042	25.6	237	246
66"											
24	24	66	SDGiCR242466		1830	1977	2000	2053	26.6	240	249
21	24	66	SDGiCR212466		1778	1913	1939	1986	23.5	218	226

S SPECIFY

O OPTION

T - - - / - / - -

S Series: L or M [see specifications p.58](#).

Code: Consult the above product code list.

Surface: Take Off finishes, [see p.108, section 1](#).

Edge: Take Off finishes, [see p.108, section 2](#).

Base / Fronts (laminate): Take Off finishes, [see p.109, section 4](#).

Pull: Pulls included, specify type, [see p.107](#).

O Lock: Locks with keys (LS) or keyed-alike (LSK) options available with no upcharge, [see p.62](#).

Specify code **LSK01** to the components in the first workstation; **LSK02** to the components in the second workstation, and so on to identify the keyed-alike products.

Single door cabinets with shelves - right (cont'd)

Cabinet (**RIGHT**) with adjustable shelves and 1 fixed.

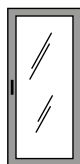
Door type: Laminate or aluminum framed with choice of either laminate, high-gloss white or acrylic interior panel.

Shelves have the same finish as the base color.

Extra shelves: Order separately, [see p.B88-B89](#).

Noki locks standard or key locks available as an option (no upcharge) **on door with laminate interior panel only**.

Not available on door with H-Gloss White or Acrylic interior panel.



Traditional aluminum frame / Acrylic interior panel

Code			L Lima 1"	M Mike 1 1/2"					
Dimensions			Door	Price		Price		Spec.	
A	B	C	Acrylic	T.F.L.	H.P.L.	T.F.L.	H.P.L.	Cu.Ft.	lb (L) lb (M)
72"									
24	24	72	SDGiAR242472	1610	1756	1781	1834	29.0	261 270
21	24	72	SDGiAR212472	1557	1693	1719	1766	25.6	237 246
66"									
24	24	66	SDGiAR242466	1554	1701	1724	1777	26.6	240 249
21	24	66	SDGiAR212466	1502	1637	1663	1709	23.5	218 226

S SPECIFY

O OPTION

Series Code Surface Edge Base Fronts Pull Lock

T - - - / - / - -

S Series: L or M [see specifications p.58](#).

Code: Consult the above product code list.

Surface: Take Off finishes, [see p.108, section 1](#).

Edge: Take Off finishes, [see p.108, section 2](#).

Base / Fronts (laminated): Take Off finishes, [see p.109, section 4](#).

Pull: Pulls included, specify type, [see p.107](#).

O Lock: Locks with keys (**LS**) or keyed-alike (**LSK**) options available with no upcharge, [see p.62](#).

Specify code **LSK01** to the components in the first workstation; **LSK02** to the components in the second workstation, and so on to identify the keyed-alike products.

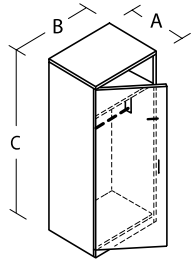
Single door cabinets with wardrobe - left

Cabinet (LEFT) with shelf and coat hanging bar.

Door type: Laminate or aluminum framed with choice of either laminate, high-gloss white or acrylic interior panel.

Noki locks standard or key locks available as an option (no upcharge) on door with laminate interior panel only.

Not available on door with H-Gloss White or Acrylic interior panel.



				L Lima 1"		M Mike 1 1/2"				
Dimensions			Code	Price		Price		Spec.		
A	B	C	Laminate door	T.F.L.	H.P.L.	T.F.L.	H.P.L.	Cu.Ft.	lb (L)	lb (M)
72"										
24	24	72	SWL242472	1015	1140	1161	1207	29.0	219	229
21	24	72	SWL212472	977	1093	1115	1155	25.6	200	208
66"										
24	24	66	SWL242466	967	1090	1111	1157	26.6	206	216
21	24	66	SWL212466	928	1044	1066	1107	23.5	188	196
24	18	66	SWL241866	941	1064	1013	1083	18.0	120	125
21	18	66	SWL211866	911	1027	982	1043	15.9	110	115
54"										
24	18	54	SWL241854	893	1015	-	-	14.6	103	108
21	18	54	SWL211854	872	981	-	-	12.9	94	99
24	12	54	SWL241254	850	934	-	-	9.9	82	87
21	12	54	SWL211254	837	906	-	-	8.8	74	79



Contemporary aluminum frame / Laminate or H-Gloss White interior panel

					L Lima 1"		M Mike 1 1/2"				
Dimensions			Door		Price		Price		Spec.		
A	B	C	Laminate	H-Gloss white	T.F.L.	H.P.L.	T.F.L.	H.P.L.	Cu.Ft.	lb (L)	lb (M)
72"											
24	24	72	SWML242472	SWLL242472	1877	2001	2022	2068	29.0	219	229
21	24	72	SWML212472	SWLL212472	1838	1955	1977	2016	25.6	200	208
66"											
24	24	66	SWML242466	SWLL242466	1828	1951	1972	2019	26.6	206	216
21	24	66	SWML212466	SWLL212466	1790	1905	1927	1968	23.5	188	196

S SPECIFY

O OPTION

T - - - / - / - -

S Series: L or M see specifications p.58.

Code: Consult the above product code list.

Surface: Take Off finishes, see p.108, section 1.

Edge: Take Off finishes, see p.108, section 2.

Base / Fronts (laminate): Take Off finishes, see p.109, section 4.

Pull: Pulls included, specify type, see p.107.

O Lock: Locks with keys (LS) or keyed-alike (LSK) options available with no upcharge, see p.62.

Specify code **LSK01** to the components in the first workstation; **LSK02** to the components in the second workstation, and so on to identify the keyed-alike products.

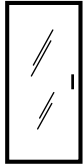
Single door cabinets with wardrobe - left (cont'd)

Cabinet (LEFT) with shelf and coat hanging bar.

Door type: Laminate or aluminum framed with choice of either laminate, high-gloss white or acrylic interior panel.

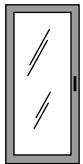
Noki locks standard or key locks available as an option (no upcharge) on door with laminate interior panel only.

Not available on door with H-Gloss White or Acrylic interior panel.



Contemporary aluminum frame / Acrylic interior panel

Code			L Lima 1"	M Mike 1 1/2"					
Dimensions			Price		Price		Spec.		
A	B	C	T.F.L.	H.P.L.	T.F.L.	H.P.L.	Cu.Ft.	lb (L)	lb (M)
72"									
24	24	72	1681	1805	1826	1872	29.0	219	229
21	24	72	1642	1759	1781	1821	25.6	200	208
66"									
24	24	66	1632	1756	1777	1823	26.6	206	216
21	24	66	1594	1709	1731	1772	23.5	188	196



Traditional aluminum frame / Acrylic interior panel

Code			L Lima 1"	M Mike 1 1/2"					
Dimensions			Price		Price		Spec.		
A	B	C	T.F.L.	H.P.L.	T.F.L.	H.P.L.	Cu.Ft.	lb (L)	lb (M)
72"									
24	24	72	1405	1529	1550	1596	29.0	219	229
21	24	72	1366	1483	1505	1544	25.6	200	208
66"									
24	24	66	1356	1480	1500	1547	26.6	206	216
21	24	66	1318	1433	1455	1496	23.5	188	196

S SPECIFY

O OPTION

T - - - / - / - -

S Series: L or M see specifications p.58.

Code: Consult the above product code list.

Surface: Take Off finishes, see p.108, section 1.

Edge: Take Off finishes, see p.108, section 2.

Base / Fronts (laminated): Take Off finishes, see p.109, section 4.

Pull: Pulls included, specify type, see p.107.

O Lock: Locks with keys (LS) or keyed-alike (LSK) options available with no upcharge, see p.62.

Specify code LSK01 to the components in the first workstation; LSK02 to the components in the second workstation, and so on to identify the keyed-alike products.

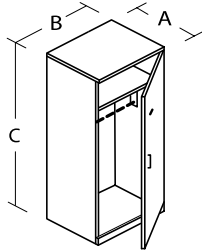
Single door cabinets with wardrobe - right

Cabinet (RIGHT) with shelf and coat hanging bar.

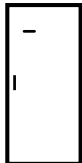
Door type: Laminate or aluminum framed with choice of either laminate, high-gloss white or acrylic interior panel.

Noki locks standard or key locks available as an option (no upcharge) on door with laminate interior panel only.

Not available on door with H-Gloss White or Acrylic interior panel.



				L Lima 1"		M Mike 1 1/2"				
Dimensions			Code	Price		Price		Spec.		
A	B	C	Laminate door	T.F.L.	H.P.L.	T.F.L.	H.P.L.	Cu.Ft.	lb (L)	lb (M)
72"										
24	24	72	SWR242472	1015	1140	1161	1207	29.0	219	229
21	24	72	SWR212472	977	1093	1115	1155	25.6	200	208
66"										
24	24	66	SWR242466	967	1090	1111	1157	26.6	206	216
21	24	66	SWR212466	928	1044	1066	1107	23.5	188	196
24	18	66	SWR241866	941	1064	1013	1083	18.0	120	125
21	18	66	SWR211866	911	1027	982	1043	15.9	110	115
54"										
24	18	54	SWR241854	893	1015	-	-	14.6	103	108
21	18	54	SWR211854	872	981	-	-	12.9	94	99
24	12	54	SWR241254	850	934	-	-	9.9	82	87
21	12	54	SWR211254	837	906	-	-	8.8	74	79



Contemporary aluminum frame / Laminate or H-Gloss White interior panel

					L Lima 1"		M Mike 1 1/2"				
Dimensions			Door		Price		Price		Spec.		
A	B	C	Laminate	Gloss white	T.F.L.	H.P.L.	T.F.L.	H.P.L.	Cu.Ft.	lb (L)	lb (M)
72"											
24	24	72	SWMR242472	SWLR242472	1877	2001	2022	2068	29.0	219	229
21	24	72	SWMR212472	SWLR212472	1838	1955	1977	2016	25.6	200	208
66"											
24	24	66	SWMR242466	SWLR242466	1828	1951	1972	2019	26.6	206	216
21	24	66	SWMR212466	SWLR212466	1790	1905	1927	1968	23.5	188	196

S SPECIFY

O OPTION

T - - - / - / - -

S Series: L or M see specifications p.58.

Code: Consult the above product code list.

Surface: Take Off finishes, see p.108, section 1.

Edge: Take Off finishes, see p.108, section 2.

Base / Fronts (laminite): Take Off finishes, see p.109, section 4.

Pull: Pulls included, specify type, see p.107.

O Lock: Locks with keys (LS) or keyed-alike (LSK) options available with no upcharge, see p.62.

Specify code **LSK01** to the components in the first workstation; **LSK02** to the components in the second workstation, and so on to identify the keyed-alike products.

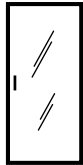
Single door cabinets with wardrobe - right (cont'd)

Cabinet (RIGHT) with shelf and coat hanging bar.

Door type: Laminate or aluminum framed with choice of either laminate, high-gloss white or acrylic interior panel.

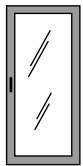
Noki locks standard or key locks available as an option (no upcharge) on door with laminate interior panel only.

Not available on door with H-Gloss White or Acrylic interior panel.



Contemporary aluminum frame / Acrylic interior panel

Code			L Lima 1"	M Mike 1 1/2"					
Dimensions			Door		Price		Price		Spec.
A	B	C	Acrylic		T.F.L.	H.P.L.	T.F.L.	H.P.L.	Cu.Ft. lb (L) lb (M)
72"									
24	24	72	SWGiCR242472		1681	1805	1826	1872	29.0 219 229
21	24	72	SWGiCR212472		1642	1759	1781	1821	25.6 200 208
66"									
24	24	66	SWGiCR242466		1632	1756	1777	1823	26.6 206 216
21	24	66	SWGiCR212466		1594	1709	1731	1772	23.5 188 196



Traditional aluminum frame / Acrylic interior panel

Code			L Lima 1"	M Mike 1 1/2"					
Dimensions			Door		Price		Price		Spec.
A	B	C	Acrylic		T.F.L.	H.P.L.	T.F.L.	H.P.L.	Cu.Ft. lb (L) lb (M)
72"									
24	24	72	SWGiAR242472		1405	1529	1550	1596	29.0 219 229
21	24	72	SWGiAR212472		1366	1483	1505	1544	25.6 200 208
66"									
24	24	66	SWGiAR242466		1356	1480	1500	1547	26.6 206 216
21	24	66	SWGiAR212466		1318	1433	1455	1496	23.5 188 196

S SPECIFY

O OPTION

T - - - / - / - -

S Series: L or M see specifications p.58.

Code: Consult the above product code list.

Surface: Take Off finishes, see p.108, section 1.

Edge: Take Off finishes, see p.108, section 2.

Base / Fronts (laminite): Take Off finishes, see p.109, section 4.

Pull: Pulls included, specify type, see p.107.

O Lock: Locks with keys (LS) or keyed-alike (LSK) options available with no upcharge, see p.62.

Specify code LSK01 to the components in the first workstation; LSK02 to the components in the second workstation, and so on to identify the keyed-alike products.

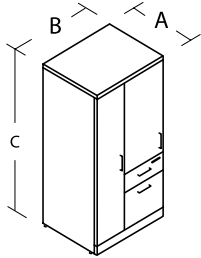
Combined storage units 50" H.

Combined storage unit with a wardrobe on the left, mini-cabinet and drawers (UF) on the right.

Pencil tray included in the 6" top drawer.

Extra shelves: Order separately, [see p.B88-B89](#).

Noki locks standard, key locks available as an option (no upcharge). Will lock both drawers.



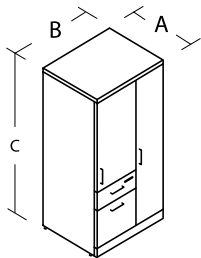
			L Lima 1"		M Mike 1 1/2"					
Dimensions				Price		Price		Spec.		
A	B	C	Code	T.F.L.	H.P.L.	T.F.L.	H.P.L.	Cu.Ft.	lb (L)	lb (M)
WARDROBE ON THE LEFT										
24	24	50	SWDUF242450	1306	1486	1486	1569	20.3	225	233
21	24	50	SWDUF212450	1219	1388	1390	1465	18.0	207	214

Combined storage unit with a wardrobe on the left, mini-cabinet and drawers (UF) on the left.

Pencil tray included in the 6" top drawer.

Extra shelves: Order separately, [see p.B88-B89](#).

Noki locks standard, key locks available as an option (no upcharge). Will lock both drawers.



			L Lima 1"		M Mike 1 1/2"					
Dimensions				Price		Price		Spec.		
A	B	C	Code	T.F.L.	H.P.L.	T.F.L.	H.P.L.	Cu.Ft.	lb (L)	lb (M)
WARDROBE ON THE RIGHT										
24	24	50	SDUFW242450	1306	1486	1486	1569	20.3	225	233
21	24	50	SDUFW212450	1219	1388	1390	1465	18.0	207	214

S SPECIFY							O OPTION	
Series	Code	Surface	Edge	Base	Fronts	Pull	Lock	
T -	<input type="text"/>	- <input type="text"/>	- <input type="text"/>	/ <input type="text"/>	- <input type="text"/>	/ <input type="text"/>	- <input type="text"/>	- <input type="text"/>

S Series: L or M [see specifications p.58](#).
Code: Consult the above product code list.
Surface: Take Off finishes, [see p.108, section 1](#).
Edge: Take Off finishes, [see p.108, section 2](#).
Base / Fronts: Take Off finishes, [see p.109, section 4](#).
Pulls: Pulls included, specify type, [see p.107](#).
O Lock: Locks with keys (LS) or keyed-alike (LSK) options available with no upcharge, [see p.62](#).
 Specify code **LSK01** to the components in the first workstation; **LSK02** to the components in the second workstation, and so on to identify the keyed-alike products.

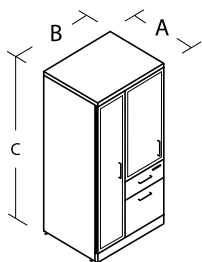
Combined storage units 50" H. ("contemporary" laminate alum. frame or h-gloss white interior panel)

Combined storage unit with a wardrobe on the left, mini-cabinet and drawers (UF) on the right. Aluminum framed doors.

Pencil tray included in the 6" top drawer.

Extra shelves: Order separately, [see p.B88-B89](#).

Noki locks standard, key locks available as an option (no upcharge). Will lock both drawers.



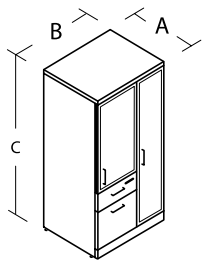
Code		L Lima 1"		M Mike 1 1/2"							
Dimensions			Doors		Price		Price		Spec.		
A	B	C	Laminate	H-Gloss white	T.F.L.	H.P.L.	T.F.L.	H.P.L.	Cu.Ft.	lb (L)	lb (M)
WARDROBE ON THE LEFT											
24	24	50	SWDUFM242450	SWDUFL242450	2044	2224	2224	2307	20.3	225	233
21	24	50	SWDUFM212450	SWDUFL212450	1957	2126	2129	2203	18.0	207	214

Combined storage unit with a wardrobe on the left, mini-cabinet and drawers (UF) on the left. Aluminum framed doors.

Pencil tray included in the 6" top drawer.

Extra shelves: Order separately, [see p.B88-B89](#).

Noki locks standard, key locks available as an option (no upcharge). Will lock both drawers.



Code		L Lima 1"		M Mike 1 1/2"							
Dimensions			Doors		Price		Price		Spec.		
A	B	C	Laminate	H-Gloss white	T.F.L.	H.P.L.	T.F.L.	H.P.L.	Cu.Ft.	lb (L)	lb (M)
WARDROBE ON THE RIGHT											
24	24	50	SDUFWM242450	SDUFWL242450	2044	2224	2224	2307	20.3	225	233
21	24	50	SDUFWM212450	SDUFWL212450	1957	2126	2129	2203	18.0	207	214

S SPECIFY

O OPTION

Series Code Surface Edge Base Fronts Pull Lock

T - - - / - / - -

S Series: L or M [see specifications p.58](#).

Code: Consult the above product code list.

Surface: Take Off finishes, [see p.108, section 1](#).

Edge: Take Off finishes, [see p.108, section 2](#).

O Base / Fronts: Take Off finishes, [see p.109, section 4](#).

Pulls: Pulls included, specify type, [see p.107](#).

Lock: Locks with keys (LS) or keyed-alike (LSK) options available with no upcharge, [see p.62](#).

Specify code **LSK01** to the components in the first workstation; **LSK02** to the components in the second workstation, and so on to identify the keyed-alike products.

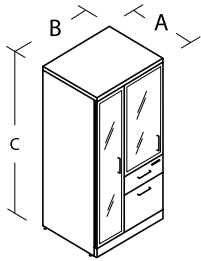
Combined storage units 50" H. ("contemporary" aluminum frame with acrylic interior panel)

Combined storage unit with a wardrobe on the left, mini-cabinet and drawers (UF) on the right. Aluminum framed doors.

Pencil tray included in the 6" top drawer.

Extra shelves: Order separately, [see p.B88-B89](#).

Noki locks standard, key locks available as an option (no upcharge). Will lock both drawers.



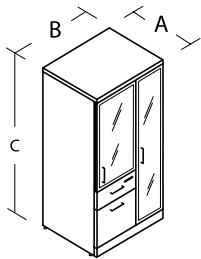
				L Lima 1"		M Mike 1 1/2"				
Dimensions				Price		Price		Spec.		
A	B	C	Code	T.F.L.	H.P.L.	T.F.L.	H.P.L.	Cu.Ft.	lb (L)	lb (M)
WARDROBE ON THE LEFT										
24	24	50	SWDUGiC242450	1943	2123	2123	2206	20.3	225	233
21	24	50	SWDUGiC212450	1856	2025	2027	2102	18.0	207	214

Combined storage unit with a wardrobe on the left, mini-cabinet and drawers (UF) on the left. Aluminum framed doors.

Pencil tray included in the 6" top drawer.

Extra shelves: Order separately, [voir p.B88-B89](#).

Noki locks standard, key locks available as an option (no upcharge). Will lock both drawers.



				L Lima 1"		M Mike 1 1/2"				
Dimensions				Price		Price		Spec.		
A	B	C	Code	T.F.L.	H.P.L.	T.F.L.	H.P.L.	Cu.Ft.	lb (L)	lb (M)
WARDROBE ON THE RIGHT										
24	24	50	SDUFWGiC242450	1943	2123	2123	2206	20.3	225	233
21	24	50	SDUFWGiC212450	1856	2025	2027	2102	18.0	207	214

S SPECIFY							O OPTION								
Series	Code	Surface	Edge	Base	Fronts	Pull	Lock								
T -	<input type="text"/>	-	<input type="text"/>	-	<input type="text"/>	/	<input type="text"/>	-	<input type="text"/>	/	<input type="text"/>	-	<input type="text"/>	-	<input type="text"/>
S Series:	L or M see specifications p.58 .														
Code:	Consult the above product code list.														
Surface:	Take Off finishes, see p.108, section 1 .														
Edge:	Take Off finishes, see p.108, section 2 .														
Base / Fronts:	Take Off finishes, see p.109, section 4 .														
Pulls:	Pulls included, specify type, see p.107 .														
O Lock:	Locks with keys (LS) or keyed-alike (LSK) options available with no upcharge, see p.62 . Specify code LSK01 to the components in the first workstation; LSK02 to the components in the second workstation, and so on to identify the keyed-alike products.														

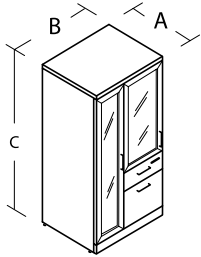
Combined storage units 50" H. ("traditional" aluminum frame with acrylic interior panel)

Combined storage unit with a wardrobe on the right, mini-cabinet and drawers (UF) on the left. Aluminum framed doors.

Pencil tray included in the 6" top drawer.

Extra shelves: Order separately, [see p.B88-B89](#).

Noki locks standard, key locks available as an option (no upcharge). Will lock both drawers.



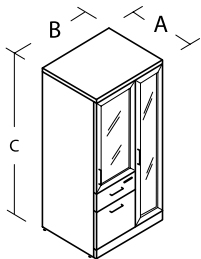
			L Lima 1"		M Mike 1 1/2"						
Dimensions			Price		Price		Spec.				
A	B	C	Code		T.F.L.	H.P.L.	T.F.L.	H.P.L.	Cu.Ft.	lb (L)	lb (M)
WARDROBE ON THE LEFT											
24	24	50	SWDUFGiA242450		1960	2142	2142	2224	20.3	225	233
21	24	50	SWDUFGiA212450		1874	2044	2046	2121	18.0	207	214

Combined storage unit with a wardrobe on the right, mini-cabinet and drawers (UF) on the right. Aluminum framed doors.

Pencil tray included in the 6" top drawer.

Extra shelves: Order separately, [see p.B88-B89](#).

Noki locks standard, key locks available as an option (no upcharge). Will lock both drawers.



			L Lima 1"		M Mike 1 1/2"						
Dimensions			Price		Price		Spec.				
A	B	C	Code		T.F.L.	H.P.L.	T.F.L.	H.P.L.	Cu.Ft.	lb (L)	lb (M)
WARDROBE ON THE RIGHT											
24	24	50	SDUFWGiA242450		1960	2142	2142	2224	20.3	225	233
21	24	50	SDUFWGiA212450		1874	2044	2046	2121	18.0	207	214

S SPECIFY

O OPTION

Series Code Surface Edge Base Fronts Pull Lock

T - - - / - / - -

S Series: L or M [see specifications p.58](#).

Code: Consult the above product code list.

Surface: Take Off finishes, [see p.108, section 1](#).

Edge: Take Off finishes, [see p.108, section 2](#).

Base / Fronts: Take Off finishes, [see p.109, section 4](#).

Pulls: Pulls included, specify type, [see p.107](#).

O Lock: Locks with keys (LS) or keyed-alike (LSK) options available with no upcharge, [see p.62](#).

Specify code **LSK01** to the components in the first workstation; **LSK02** to the components in the second workstation, and so on to identify the keyed-alike products.

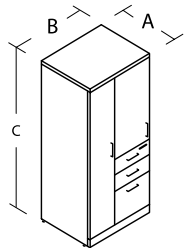
Combined storage units 66" H.

Combined storage unit with a wardrobe on the left, mini-cabinet and drawers (UUF) on the right.

Pencil tray included in the 6" top drawer.

Extra shelves: Order separately, [see p.B88-B89](#).

Noki locks standard, key locks available as an option (no upcharge). Will lock all 3 drawers.



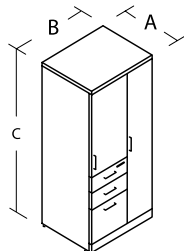
				L Lima 1"		M Mike 1 1/2"				
Dimensions				Price		Price		Spec.		
A	B	C	Code	T.F.L.	H.P.L.	T.F.L.	H.P.L.	Cu.Ft.	lb (L)	lb (M)
WARDROBE ON THE LEFT										
24	24	66	SWDUUF242466	1533	1690	1690	1772	26.6	257	265
21	24	66	SWDUUF212466	1447	1591	1594	1669	23.5	237	244

Combined storage unit with a wardrobe on the left, mini-cabinet and drawers (UUF) on the left.

Pencil tray included in the 6" top drawer.

Extra shelves: Order separately, [see p.B88-B89](#).

Noki locks standard, key locks available as an option (no upcharge). Will lock all 3 drawers.



				L Lima 1"		M Mike 1 1/2"				
Dimensions				Price		Price		Spec.		
A	B	C	Code	T.F.L.	H.P.L.	T.F.L.	H.P.L.	Cu.Ft.	lb (L)	lb (M)
WARDROBE ON THE RIGHT										
24	24	66	SDUUFW242466	1533	1690	1690	1772	26.6	257	265
21	24	66	SDUUFW212466	1447	1591	1594	1669	23.5	237	244

S SPECIFY

O OPTION

T - - - / - / - - -

S Series: L or M [see specifications p.58](#).

Code: Consult the above product code list.

Surface: Take Off finishes, [see p.108, section 1](#).

Edge: Take Off finishes, [see p.108, section 2](#).

Base / Fronts: Take Off finishes, [see p.109, section 4](#).

Pulls: Pulls included, specify type, [see p.107](#).

O Lock: Locks with keys (LS) or keyed-alike (LSK) options available with no upcharge, [see p.62](#).

Specify code **LSK01** to the components in the first workstation; **LSK02** to the components in the second workstation, and so on to identify the keyed-alike products.

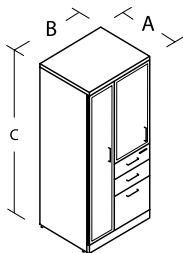
Combined storage units 66" H. (“contemporary” laminate alum. frame or h-gloss white interior panel)

Combined storage unit with a wardrobe on the left, mini-cabinet and drawers (UUF) on the right. Aluminum framed doors.

Pencil tray included in the 6" top drawer.

Extra shelves: Order separately, [see p.B88-B89](#).

Noki locks standard, key locks available as an option (no upcharge). Will lock all 3 drawers.



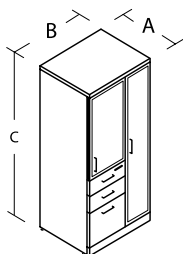
Code		L Lima 1"		M Mike 1 1/2"							
Dimensions		Doors		Price		Price		Spec.			
A	B	C	LAMINATE	GLOSS WHITE	T.F.L.	H.P.L.	T.F.L.	H.P.L.	Cu.Ft	lb (L)	lb (M)
WARDROBE ON THE LEFT											
24	24	66	SWDUUFM242466	SWDUUFL242466	2272	2428	2428	2510	26.6	257	265
21	24	66	SWDUUFM212466	SWDUUFL212466	2185	2329	2332	2407	23.5	237	244

Combined storage unit with a wardrobe on the right, mini-cabinet and drawers (UUF) on the left. Aluminum framed doors.

Pencil tray included in the 6" top drawer.

Extra shelves: Order separately, [see p.B88-B89](#).

Noki locks standard, key locks available as an option (no upcharge). Will lock all 3 drawers.



Code		L Lima 1"		M Mike 1 1/2"							
Dimensions		Doors		Price		Price		Spec.			
A	B	C	LAMINATE	GLOSS WHITE	T.F.L.	H.P.L.	T.F.L.	H.P.L.	Cu.Ft	lb (L)	lb (M)
WARDROBE ON THE RIGHT											
24	24	66	SDUUFWM242466	SDUUFWL242466	2272	2428	2428	2510	26.6	257	265
21	24	66	SDUUFWM212466	SDUUFWL212466	2185	2329	2332	2407	23.5	237	244

S SPECIFY

O OPTION

Series Code Surface Edge Base Fronts Pull Lock

T - - - / - / - - -

S Series: L or M [see specifications p.58](#).

Code: Consult the above product code list.

Surface: Take Off finishes, [see p.108, section 1](#).

Edge: Take Off finishes, [see p.108, section 2](#).

Base / Fronts: Take Off finishes, [see p.109, section 4](#).

Pulls: Pulls included, specify type, [see p.107](#).

O Lock: Locks with keys (LS) or keyed-alike (LSK) options available with no upcharge, [see p.62](#).

Specify code **LSK01** to the components in the first workstation; **LSK02** to the components in the second workstation, and so on to identify the keyed-alike products.

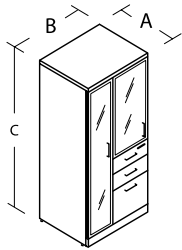
Combined storage units 66" H. ("contemporary" aluminum frame with acrylic interior panel)

Combined storage unit with a wardrobe on the left, mini-cabinet and drawers (UUF) on the right. Aluminum framed doors.

Pencil tray included in the 6" top drawer.

Extra shelves: Order separately, [see p.B88-B89](#).

Noki locks standard, key locks available as an option (no upcharge). Will lock all 3 drawers.



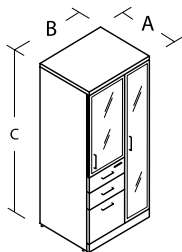
				L Lima 1"		M Mike 1 1/2"				
Dimensions				Price		Price		Spec.		
A	B	C	Code	T.F.L.	H.P.L.	T.F.L.	H.P.L.	Cu.Ft.	lb (L)	lb (M)
WARDROBE ON THE LEFT										
24	24	66	SWDUUFGiC242466	2170	2327	2327	2409	26.6	257	265
21	24	66	SWDUUFGiC212466	2083	2228	2231	2306	23.5	237	244

Combined storage unit with a wardrobe on the right, mini-cabinet and drawers (UUF) on the left. Aluminum framed doors.

Pencil tray included in the 6" top drawer.

Extra shelves: Order separately, [see p.B88-B89](#).

Noki locks standard, key locks available as an option (no upcharge). Will lock all 3 drawers.



				L Lima 1"		M Mike 1 1/2"				
Dimensions				Price		Price		Spec.		
A	B	C	Code	T.F.L.	H.P.L.	T.F.L.	H.P.L.	Cu.Ft.	lb (L)	lb (M)
WARDROBE ON THE RIGHT										
24	24	66	SDUUFWGiC242466	2170	2327	2327	2409	26.6	257	265
21	24	66	SDUUFWGiC212466	2083	2228	2231	2306	23.5	237	244

S SPECIFY							O OPTION								
Series	Code	Surface	Edge	Base	Fronts	Pull	Lock								
T -	<input type="text"/>	-	<input type="text"/>	-	<input type="text"/>	/	<input type="text"/>	-	<input type="text"/>	/	<input type="text"/>	-	<input type="text"/>	-	<input type="text"/>
S Series:	L or M see specifications p.58 .														
Code:	Consult the above product code list.														
Surface:	Take Off finishes, see p.108, section 1 .														
Edge:	Take Off finishes, see p.108, section 2 .														
Base / Fronts:	Take Off finishes, see p.109, section 4 .														
Pulls:	Pulls included, specify type, see p.107 .														
O Lock:	Locks with keys (LS) or keyed-alike (LSK) options available with no upcharge, see p.62 . Specify code LSK01 to the components in the first workstation; LSK02 to the components in the second workstation, and so on to identify the keyed-alike products.														

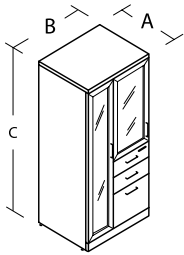
Combined storage units 66" H. (“traditional” aluminum frame with acrylic interior panel)

Combined storage unit with a wardrobe on the left, mini-cabinet and drawers (UUF) on the right. Aluminum framed doors.

Pencil tray included in the 6" top drawer.

Extra shelves: Order separately, [see p.B88-B89](#).

Noki locks standard, key locks available as an option (no upcharge). Will lock all 3 drawers.



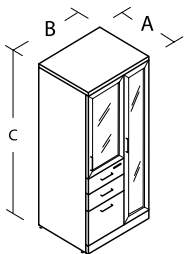
				L Lima 1"		M Mike 1 1/2"			
Dimensions				Price		Price		Spec.	
A	B	C	Code	T.F.L.	H.P.L.	T.F.L.	H.P.L.	Cu.Ft.	lb (L) lb (M)
WARDROBE ON THE LEFT									
24	24	66	SWDUUFGiA242466	2295	2476	2476	2559	26.6	257 265
21	24	66	SWDUUFGiA212466	2209	2377	2380	2455	23.5	237 244

Combined storage unit with a wardrobe on the right, mini-cabinet and drawers (UUF) on the left. Aluminum framed doors.

Pencil tray included in the 6" top drawer.

Extra shelves: Order separately, [see p.B88-B89](#).

Noki locks standard, key locks available as an option (no upcharge). Will lock all 3 drawers.



				L Lima 1"		M Mike 1 1/2"			
Dimensions				Price		Price		Spec.	
A	B	C	Code	T.F.L.	H.P.L.	T.F.L.	H.P.L.	Cu.Ft.	lb (L) lb (M)
WARDROBE ON THE RIGHT									
24	24	66	SDUUFWGiA242466	2295	2476	2476	2559	26.6	257 265
21	24	66	SDUUFWGiA212466	2209	2377	2380	2455	23.5	237 244

S SPECIFY

O OPTION

Series Code Surface Edge Base Fronts Pull Lock
 T - - - / - / - -

S Series: L or M [see specifications p.58](#).

Code: Consult the above product code list.

Surface: Take Off finishes, [see p.108, section 1](#).

Edge: Take Off finishes, [see p.108, section 2](#).

Base / Fronts: Take Off finishes, [see p.109, section 4](#).

Pulls: Pulls included, specify type, [see p.107](#).

O Lock: Locks with keys (LS) or keyed-alike (LSK) options available with no upcharge, [see p.62](#).

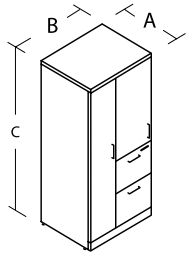
Specify code **LSK01** to the components in the first workstation; **LSK02** to the components in the second workstation, and so on to identify the keyed-alike products.

Combined storage units 66" H.

Combined storage unit with a wardrobe on the left, mini-cabinet and 2 file drawers (FF) on the right.

Extra shelves: Order separately, [see p.B88-B89](#).

Noki locks standard, key locks available as an option (no upcharge). Will lock both drawers.

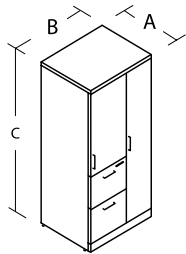


				L Lima 1"		M Mike 1 1/2"			
Dimensions				Price		Price		Spec.	
A	B	C	Code	T.F.L.	H.P.L.	T.F.L.	H.P.L.	Cu.Ft.	lb (L) lb (M)
WARDROBE ON THE LEFT									
24	24	66	SWDFF242466	1506	1664	1637	1719	26.6	257 265
21	24	66	SWDFF212466	1416	1565	1541	1616	23.5	237 244

Combined storage unit with a wardrobe on the right, mini-cabinet and 2 file drawers (FF) on the left.

Extra shelves: Order separately, [see p.B88-B89](#).

Noki locks standard, key locks available as an option (no upcharge). Will lock both drawers.



				L Lima 1"		M Mike 1 1/2"			
Dimensions				Price		Price		Spec.	
A	B	C	Code	T.F.L.	H.P.L.	T.F.L.	H.P.L.	Cu.Ft.	lb (L) lb (M)
WARDROBE ON THE RIGHT									
24	24	66	SDFFW242466	1506	1664	1637	1719	26.6	257 265
21	24	66	SDFFW212466	1416	1565	1541	1616	23.5	237 244

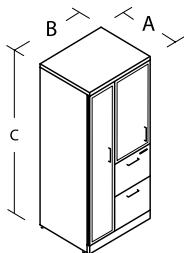
S SPECIFY							O OPTION								
Series	Code	Surface	Edge	Base	Fronts	Pull	Lock								
T -	<input type="text"/>	-	<input type="text"/>	-	<input type="text"/>	/	<input type="text"/>	-	<input type="text"/>	/	<input type="text"/>	-	<input type="text"/>	-	<input type="text"/>
S	Series: L or M see specifications p.58 .														
	Code: Consult the above product code list.														
	Surface: Take Off finishes, see p.108, section 1 .														
	Edge: Take Off finishes, see p.108, section 2 .														
	Base / Fronts: Take Off finishes, see p.109, section 4 .														
	Pulls: Pulls included, specify type, see p.107 .														
O	Lock: Locks with keys (LS) or keyed-alike (LSK) options available with no upcharge, see p.62 .														
	Specify code LSK01 to the components in the first workstation; LSK02 to the components in the second workstation, and so on to identify the keyed-alike products.														

Combined storage units 66" H. ("contemporary" laminate alum. frame or h-gloss white interior panel)

Combined storage unit with a wardrobe on the left, mini-cabinet and 2 file drawers (FF) on the right. Aluminum framed doors.

Extra shelves: Order separately, [see p.B88-B89](#).

Noki locks standard, key locks available as an option (no upcharge). Will lock both drawers

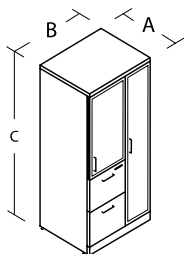


Code		L Lima 1"		M Mike 1 1/2"							
Dimensions			Door		Price		Price		Spec.		
A	B	C	Laminate	H-Gloss white	T.F.L.	H.P.L.	T.F.L.	H.P.L.	Cu.Ft.	lb (L)	lb (M)
WARDROBE ON THE LEFT											
24	24	66	SWDFFM242466	SWDFFL242466	2244	2402	2375	2457	26.6	257	265
21	24	66	SWDFFM212466	SWDFFL212466	2154	2303	2279	2354	23.5	237	244

Combined storage unit with a wardrobe on the right, mini-cabinet and 2 file drawers (FF) on the left. Aluminum framed doors.

Extra shelves: Order separately, [see p.B88-B89](#).

Noki locks standard, key locks available as an option (no upcharge). Will lock both drawers.



Code		L Lima 1"		M Mike 1 1/2"							
Dimensions			Door		Price		Price		Spec.		
A	B	C	Laminate	H-Gloss white	T.F.L.	H.P.L.	T.F.L.	H.P.L.	Cu.Ft.	lb (L)	lb (M)
WARDROBE ON THE RIGHT											
24	24	66	SDFPWM242466	SDFFWL242466	2244	2402	2375	2457	26.6	257	265
21	24	66	SDFPWM212466	SDFFWL212466	2154	2303	2279	2354	23.5	237	244

S SPECIFY

O OPTION

Series - Code - Surface / Edge - Base / Fronts - Pull - Lock

T - - - / - / - - -

S Series: L or M [see specifications p.58](#).

Code: Consult the above product code list.

Surface: Take Off finishes, [see p.108, section 1](#).

Edge: Take Off finishes, [see p.108, section 2](#).

Base / Fronts: Take Off finishes, [see p.109, section 4](#).

Pulls: Pulls included, specify type, [see p.107](#).

O Lock: Locks with keys (LS) or keyed-alike (LSK) options available with no upcharge, [see p.62](#).

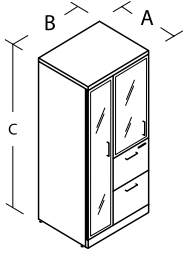
Specify code **LSK01** to the components in the first workstation; **LSK02** to the components in the second workstation, and so on to identify the keyed-alike products.

Combined storage units 66" H. ("contemporary" aluminum frame with acrylic interior panel)

Combined storage unit with a wardrobe on the left, mini-cabinet and 2 file drawers (FF) on the right. Aluminum framed doors.

Extra shelves: Order separately, [see p.B88-B89](#).

Noki locks standard, key locks available as an option (no upcharge). Will lock both drawers.

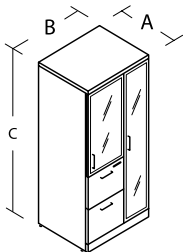


				L Lima 1"		M Mike 1 1/2"				
Dimensions				Price		Price		Spec.		
A	B	C	Code	T.F.L.	H.P.L.	T.F.L.	H.P.L.	Cu.Ft.	lb (L)	lb (M)
WARDROBE ON THE LEFT										
24	24	66	SWDFFGiC242466	2143	2301	2274	2356	26.6	257	265
21	24	66	SWDFFGiC212466	2053	2202	2178	2253	23.5	237	244

Combined storage unit with a wardrobe on the right, mini-cabinet and 2 file drawers (FF) on the left. Aluminum framed doors.

Extra shelves: Order separately, [see p.B88-B89](#).

Noki locks standard, key locks available as an option (no upcharge). Will lock both drawers.



				L Lima 1"		M Mike 1 1/2"				
Dimensions				Price		Price		Spec.		
A	B	C	Code	T.F.L.	H.P.L.	T.F.L.	H.P.L.	Cu.Ft.	lb (L)	lb (M)
WARDROBE ON THE RIGHT										
24	24	66	SDFFWGiC242466	2143	2301	2274	2356	26.6	257	265
21	24	66	SDFFWGiC212466	2053	2202	2178	2253	23.5	237	244

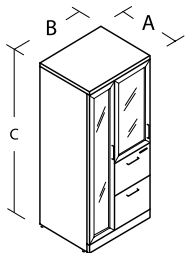
S SPECIFY						O OPTION									
Series	Code	Surface	Edge	Base	Fronts	Pull	Lock								
T -	<input type="text"/>	-	<input type="text"/>	-	<input type="text"/>	/	<input type="text"/>	-	<input type="text"/>	/	<input type="text"/>	-	<input type="text"/>	-	<input type="text"/>
S	Series: L or M see specifications p.58 .														
	Code: Consult the above product code list.														
	Surface: Take Off finishes, see p.108, section 1 .														
	Edge: Take Off finishes, see p.108, section 2 .														
	Base / Fronts: Take Off finishes, see p.109, section 4 .														
	Pulls: Pulls included, specify type, see p.107 .														
O	Lock: Locks with keys (LS) or keyed-alike (LSK) options available with no upcharge, see p.62 . Specify code LSK01 to the components in the first workstation; LSK02 to the components in the second workstation, and so on to identify the keyed-alike products.														

Combined storage units 66" H. (“traditional” aluminum frame with acrylic interior panel)

Combined storage unit with a wardrobe on the left, mini-cabinet and 2 file drawers (FF) on the right. Aluminum framed doors.

Extra shelves: Order separately, [see p.B88-B89](#).

Noki locks standard, key locks available as an option (no upcharge). Will lock both drawers.

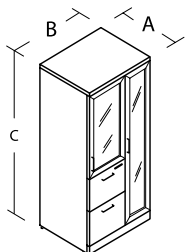


				L Lima 1"		M Mike 1 1/2"				
Dimensions				Price		Price		Spec.		
A	B	C	Code	T.F.L.	H.P.L.	T.F.L.	H.P.L.	Cu.Ft.	lb (L)	lb (M)
WARDROBE ON THE LEFT										
24	24	66	SWDFFGiA242466	2243	2423	2423	2506	26.6	257	265
21	24	66	SWDFFGiA212466	2156	2325	2328	2402	23.5	237	244

Combined storage unit with a wardrobe on the right, mini-cabinet and 2 file drawers (FF) on the left. Aluminum framed doors.

Extra shelves: Order separately, [see p.B88-B89](#).

Noki locks standard, key locks available as an option (no upcharge). Will lock both drawers.



				L Lima 1"		M Mike 1 1/2"				
Dimensions				Price		Price		Spec.		
A	B	C	Code	T.F.L.	H.P.L.	T.F.L.	H.P.L.	Cu.Ft.	lb (L)	lb (M)
WARDROBE ON THE RIGHT										
24	24	66	SDFFWGiA242466	2243	2423	2423	2506	26.6	257	265
21	24	66	SDFFWGiA212466	2156	2325	2328	2402	23.5	237	244

S SPECIFY

O OPTION

Series - Code - Surface / Edge - Base / Fronts - Pull - Lock

T - - - / - / - - -

S Series: L or M [see specifications p.58](#).

Code: Consult the above product code list.

Surface: Take Off finishes, [see p.108, section 1](#).

Edge: Take Off finishes, [see p.108, section 2](#).

Base / Fronts: Take Off finishes, [see p.109, section 4](#).

Pulls: Pulls included, specify type, [see p.107](#).

O Lock: Locks with keys (LS) or keyed-alike (LSK) options available with no upcharge, [see p.62](#).

Specify code **LSK01** to the components in the first workstation; **LSK02** to the components in the second workstation, and so on to identify the keyed-alike products.

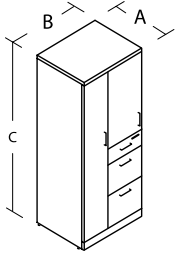
Combined storage units 72" H.

Combined storage unit with a wardrobe on the left, mini-cabinet and drawers (UFF) on the right.

Pencil tray included in the 6" top drawer.

Extra shelves: Order separately, [see p.B88-B89](#).

Noki locks standard, key locks available as an option (no upcharge). Will lock all 3 drawers.



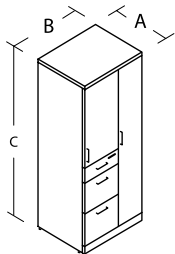
				L Lima 1"		M Mike 1 1/2"				
Dimensions				Price		Price		Spec.		
A	B	C	Code	T.F.L.	H.P.L.	T.F.L.	H.P.L.	Cu.Ft.	lb (L)	lb (M)
WARDROBE ON THE LEFT										
24	24	72	SWDUFF242472	1634	1761	1761	1844	29.0	272	280
21	24	72	SWDUFF212472	1544	1663	1665	1740	25.6	251	257

Combined storage unit with a wardrobe on the right, mini-cabinet and drawers (UFF) on the left.

Pencil tray included in the 6" top drawer.

Extra shelves: Order separately, [see p.B88-B89](#).

Noki locks standard, key locks available as an option (no upcharge). Will lock all 3 drawers.



				L Lima 1"		M Mike 1 1/2"				
Dimensions				Price		Price		Spec.		
A	B	C	Code	T.F.L.	H.P.L.	T.F.L.	H.P.L.	Cu.Ft.	lb (L)	lb (M)
WARDROBE ON THE RIGHT										
24	24	72	SDUFFW242472	1634	1761	1761	1844	29.0	272	280
21	24	72	SDUFFW212472	1544	1663	1665	1740	25.6	251	257

S SPECIFY

O OPTION

T - - - / - / - -

S Series: L or M [see specifications p.58](#).

Code: Consult the above product code list.

Surface: Take Off finishes, [see p.108, section 1](#).

Edge: Take Off finishes, [see p.108, section 2](#).

Base / Fronts: Take Off finishes, [see p.109, section 4](#).

Pull: Pulls included, specify type, [see p.107](#).

O Lock: Locks with keys (LS) or keyed-alike (LSK) options available with no upcharge, [see p.62](#).

Specify code **LSK01** to the components in the first workstation; **LSK02** to the components in the second workstation, and so on to identify the keyed-alike products.

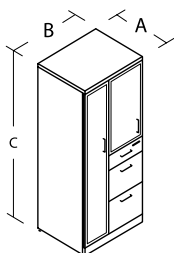
Combined storage units 72" H. ("contemporary" laminate alum. frame or h-gloss white interior panel)

Combined storage unit with a wardrobe on the left, mini-cabinet and drawers (UFF) on the right. Aluminum framed doors.

Pencil tray included in the 6" top drawer.

Extra shelves: Order separately, [see p.B88-B89](#).

Noki locks standard, key locks available as an option (no upcharge). Will lock all 3 drawers.



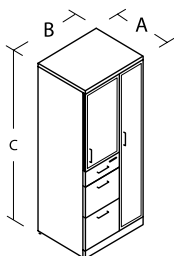
Code		L Lima 1"		M Mike 1 1/2"							
Dimensions		Doors		Price		Price		Spec.			
A	B	C	Laminate	H-Gloss white	T.F.L.	H.P.L.	T.F.L.	H.P.L.	Cu.Ft.	lb (L)	lb (M)
WARDROBE ON THE LEFT											
24	24	72	SWDUFFM242472	SWDUFFL242472	2372	2499	2499	2582	29.0	272	280
21	24	72	SWDUFFM212472	SWDUFFL212472	2283	2401	2404	2478	25.6	251	257

Combined storage unit with a wardrobe on the right, mini-cabinet and drawers (UFF) on the the left. Aluminum framed doors.

Pencil tray included in the 6" top drawer.

Extra shelves: Order separately, [see p.B88-B89](#).

Noki locks standard, key locks available as an option (no upcharge). Will lock all 3 drawers.



Code		L Lima 1"		M Mike 1 1/2"							
Dimensions		Doors		Price		Price		Spec.			
A	B	C	Laminate	H-Gloss white	T.F.L.	H.P.L.	T.F.L.	H.P.L.	Cu.Ft.	lb (L)	lb (M)
WARDROBE ON THE RIGHT											
24	24	72	SDUFFWM242472	SDUFFWL242472	2372	2499	2499	2582	29.0	272	280
21	24	72	SDUFFWM212472	SDUFFWL212472	2283	2401	2404	2478	25.6	251	257

S SPECIFY

O OPTION

Series Code Surface Edge Base Fronts Pull Lock

T - - - / - / - -

S Series: L or M [see specifications p.58](#).

Code: Consult the above product code list.

Surface: Take Off finishes, [see p.108, section 1](#).

Edge: Take Off finishes, [see p.108, section 2](#).

Base / Fronts: Take Off finishes, [see p.109, section 4](#).

Pulls: Pulls included, specify type, [see p.107](#).

O Lock: Locks with keys (LS) or keyed-alike (LSK) options available with no upcharge, [see p.62](#).

Specify code **LSK01** to the components in the first workstation; **LSK02** to the components in the second workstation, and so on to identify the keyed-alike products.

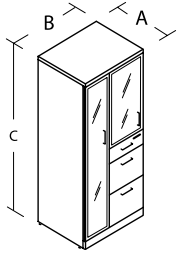
Combined storage units 72" H. ("contemporary" aluminum frame with acrylic interior panel)

Combined storage unit with a wardrobe on the left, mini-cabinet and drawers (UFF) on the right. Aluminum framed doors.

Pencil tray included in the 6" top drawer.

Extra shelves: Order separately, [see p.B88-B89](#).

Noki locks standard, key locks available as an option (no upcharge). Will lock all 3 drawers.



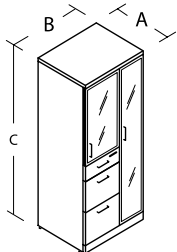
				L Lima 1"		M Mike 1 1/2"				
Dimensions				Price		Price		Spec.		
A	B	C	Code	T.F.L.	H.P.L.	T.F.L.	H.P.L.	Cu.Ft.	lb (L)	lb (M)
WARDROBE ON THE LEFT										
24	24	72	SWDUFFGiC242472	2270	2398	2398	2481	29.0	272	280
21	24	72	SWDUFFGiC212472	2181	2300	2302	2377	25.6	251	257

Combined storage unit with a wardrobe on the right, mini-cabinet and drawers (UFF) on the left. Aluminum framed doors.

Pencil tray included in the 6" top drawer.

Extra shelves: Order separately, [see p.B88-B89](#).

Noki locks standard, key locks available as an option (no upcharge). Will lock all 3 drawers.



				L Lima 1"		M Mike 1 1/2"				
Dimensions				Price		Price		Spec.		
A	B	C	Code	T.F.L.	H.P.L.	T.F.L.	H.P.L.	Cu.Ft.	lb (L)	lb (M)
WARDROBE ON THE RIGHT										
24	24	72	SDUFFWGiC242472	2270	2398	2398	2481	29.0	272	280
21	24	72	SDUFFWGiC212472	2181	2300	2302	2377	25.6	251	257

S SPECIFY								O OPTION											
Series	Code	Surface	Edge	Base	Fronts	Pull	Lock												
T -	<input type="text"/>	-	<input type="text"/>	-	<input type="text"/>	/	<input type="text"/>	-	<input type="text"/>	/	<input type="text"/>	-	<input type="text"/>	-	<input type="text"/>	-	<input type="text"/>		
S Series:	L or M see specifications p.58 .																		
Code:	Consult the above product code list.																		
Surface:	Take Off finishes, see p.108, section 1 .																		
Edge:	Take Off finishes, see p.108, section 2 .																		
Base / Fronts:	Take Off finishes, see p.109, section 4 .																		
Pulls:	Pulls included, specify type, see p.107 .																		
O Lock:	Locks with keys (LS) or keyed-alike (LSK) options available with no upcharge, see p.62 . Specify code LSK01 to the components in the first workstation; LSK02 to the components in the second workstation, and so on to identify the keyed-alike products.																		

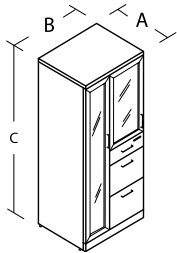
Combined storage units 72" H. (*"traditional" aluminum frame with acrylic interior panel*)

Combined storage unit with a wardrobe on the left, mini-cabinet and drawers (UFF) on the right. Aluminum framed doors.

Pencil tray included in the 6" top drawer.

Extra shelves: Order separately, [see p.B88-B89](#).

Noki locks standard, key locks available as an option (no upcharge). Will lock all 3 drawers.



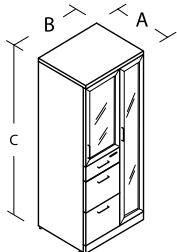
				L Lima 1"		M Mike 1 1/2"			
Dimensions				Price		Price		Spec.	
A	B	C	Code	T.F.L.	H.P.L.	T.F.L.	H.P.L.	Cu.Ft.	lb (L) lb (M)
WARDROBE ON THE LEFT									
24	24	72	SWDUFFGiA242472	2367	2548	2548	2630	29.0	272 280
21	24	72	SWDUFFGiA212472	2280	2450	2452	2527	25.6	251 257

Combined storage unit with a wardrobe on the right, mini-cabinet and drawers (UFF) on the left. Aluminum framed doors.

Pencil tray included in the 6" top drawer.

Extra shelves: Order separately, [see p.B88-B89](#).

Noki locks standard, key locks available as an option (no upcharge). Will lock all 3 drawers.



				L Lima 1"		M Mike 1 1/2"			
Dimensions				Price		Price		Spec.	
A	B	C	Code	T.F.L.	H.P.L.	T.F.L.	H.P.L.	Cu.Ft.	lb (L) lb (M)
WARDROBE ON THE RIGHT									
24	24	72	SDUFFWGiA242472	2367	2548	2548	2630	29.0	272 280
21	24	72	SDUFFWGiA212472	2280	2450	2452	2527	25.6	251 257

S SPECIFY

O OPTION

Series Code Surface Edge Base Fronts Pull Lock
 T - - - / - / - -

S Series: L or M [see specifications p.58](#).

Code: Consult the above product code list.

Surface: Take Off finishes, [see p.108, section 1](#).

Edge: Take Off finishes, [see p.108, section 2](#).

Base / Fronts: Take Off finishes, [see p.109, section 4](#).

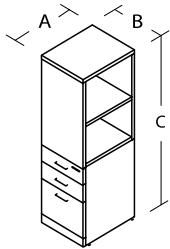
Pulls: Pulls included, specify type, [see p.107](#).

O Lock: Locks with keys (LS) or keyed-alike (LSK) options available with no upcharge, [see p.62](#).

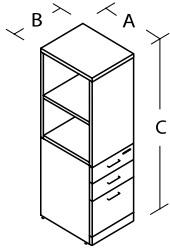
Specify code **LSK01** to the components in the first workstation; **LSK02** to the components in the second workstation, and so on to identify the keyed-alike products.

2-way cabinets - 66" and 50" H.

Combined storage unit with front drawer section (**UUF**) and side open storage with adjustable shelf.
 Pencil tray included in the 6" top drawer. Front-to-back filing bars sold separately, refer to the Accessories price list.
 Noki locks standard, key locks available as an option (no upcharge). Will lock all drawers.
 Tackboard available: 17"x35" (for 66" H. storage) and 17"x20" for (50" H. storage), see next page.
 Extra shelves: Order separately, [see p.B88-B89](#).



LEFT



RIGHT

			L Lima 1"		M Mike 1 1/2"					
Dimensions			Price		Price		Spec.			
A	B	C	Code	T.F.L.	H.P.L.	T.F.L.	H.P.L.	Cu.Ft.	lb (L)	lb (M)
LEFT										
66"										
24	18	66	SOUUFL241866	1074	1158	1158	1212	21.0	159	164
21	18	66	SOUUFL211866	1060	1143	1144	1196	18.6	142	147
50"										
24	18	50	SOUUFL241850	1033	1114	1114	1166	16.0	121	126
21	18	50	SOUUFL211850	1020	1099	1100	1150	14.2	108	113
RIGHT										
66"										
24	18	66	SOUUFR241866	1074	1158	1158	1212	21.0	159	164
21	18	66	SOUUFR211866	1060	1143	1144	1196	18.6	142	147
50"										
24	18	50	SOUUFR241850	1033	1114	1114	1166	16.0	121	126
21	18	50	SOUUFR211850	1020	1099	1100	1150	14.0	108	113

S SPECIFY

O OPTION

T - - - / - / - -

S Series: L or M [see specifications p.58](#).

Code: Consult the above product code list.

Surface: Take Off finishes, [see p.108, section 1](#).

Edge: Take Off finishes, [see p.108, section 2](#).

Base / Fronts (drawers): Take Off finishes, [see p.109, section 4](#).

Pulls: Pulls included, specify type, [see p.107](#).

O Lock: Locks with keys (**LS**) or keyed-alike (**LSK**) options available with no upcharge, [see p.62](#).

Specify code **LSK01** to the components in the first workstation; **LSK02** to the components in the second workstation, and so on to identify the keyed-alike products.

2-way cabinets - 66" and 50" H. (cont'd)

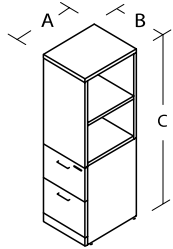
Combined storage unit with front drawer section (FF) and side open storage with adjustable shelf.

Front-to-back filing bars sold separately, refer to the Accessories price list.

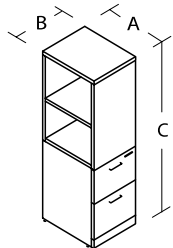
Noki locks standard, key locks available as an option (no upcharge). Will lock all drawers.

Tackboard available: 17"x35" (for 66" H. storage) and 17"x20" for (50" H. storage), see next page.

Extra shelves: Order separately, [see p.B88-B89](#).



LEFT



RIGHT

				L Lima 1"		M Mike 1 1/2"				
Dimensions				Price		Price		Spec.		
A	B	C	Code	T.F.L.	H.P.L.	T.F.L.	H.P.L.	Cu.Ft.	lb (L)	lb (M)
LEFT										
66"										
24	18	66	SOFFL241866	1074	1158	1158	1212	21.0	157	161
21	18	66	SOFFL211866	1060	1143	1144	1196	18.6	140	144
50"										
24	18	50	SOFFL241850	1033	1114	1114	1166	16.0	119	124
21	18	50	SOFFL211850	1020	1099	1100	1150	14.2	107	111
RIGHT										
66"										
24	18	66	SOFFR241866	1074	1158	1158	1212	21.0	157	161
21	18	66	SOFFR211866	1060	1143	1144	1196	18.6	140	144
50"										
24	18	50	SOFFR241850	1033	1114	1114	1166	16.0	119	124
21	18	50	SOFFR211850	1020	1099	1100	1150	14.2	107	111

S SPECIFY

O OPTION

Series Code Surface Edge Base Fronts Pull Lock

T - - - / - / - - -

S Series: L or M [see specifications p.58](#).

Code: Consult the above product code list.

Surface: Take Off finishes, [see p.108, section 1](#).

Edge: Take Off finishes, [see p.108, section 2](#).

Base / Fronts (drawers): Take Off finishes, [see p.109, section 4](#).

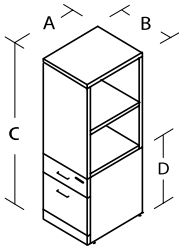
Pulls: Pulls included, specify type, [see p.107](#).

O Lock: Locks with keys (LS) or keyed-alike (LSK) options available with no upcharge, [see p.62](#).

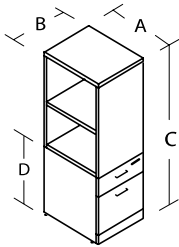
Specify code **LSK01** to the components in the first workstation; **LSK02** to the components in the second workstation, and so on to identify the keyed-alike products.

2-way cabinets - 50" H.

Combined storage unit with front drawer section (UF) and side open storage with adjustable shelf. Use with 23" H. credenzas.
 Pencil tray included in the 6" top drawer. Front-to-back filing bars (AC-BL15) sold separately, refer to the Accessories price list.
 Noki locks standard, key locks available as an option (no upcharge). Will lock both drawers.
 Tackboard available: 17"x26".
 Extra shelves: Order separately, [see p.B88-B89](#).



LEFT



RIGHT

				L Lima 1"		M Mike 1 1/2"						
Dimensions				Price		Price		Spec.				
A	B	C	D	Code		T.F.L.	H.P.L.	T.F.L.	H.P.L.	Cu.Ft.	lb (L)	lb (M)
LEFT												
24	18	50	23	SOUFL241850		1033	1114	1114	1166	16.0	113	118
21	18	50	23	SOUFL211850		1020	1099	1100	1150	14.2	100	105
RIGHT												
24	18	50	23	SOUFR241850		1033	1114	1114	1166	16.0	113	118
21	18	50	23	SOUFR211850		1020	1099	1100	1150	14.2	100	105

S SPECIFY **O OPTION**

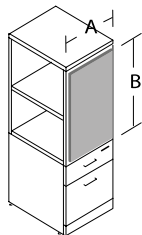
Series Code Surface Edge Base Fronts Pull Lock

T - - - / - / - - -

S Series: L or M [see specifications p.58](#).
Code: Consult the above product code list.
Surface: Take Off finishes, [see p.108, section 1](#).
Edge: Take Off finishes, [see p.108, section 2](#).
Base / Fronts (drawers): Take Off finishes, [see p.109, section 4](#).
Pulls: Pulls included, specify type, [see p.107](#).
O Lock: Locks with keys (LS) or keyed-alike (LSK) options available with no upcharge, [see p.62](#).
 Specify code **LSK01** to the components in the first workstation; **LSK02** to the components in the second workstation, and so on to identify the keyed-alike products.

Tackboards

Fabric-covered tackboard for 2-way cabinets.
Installs with Velcro® strips.



Dimensions			Code	Price					Spec.	
A	B	Use with cabinets		Gr.1	COM Gr.2	Gr.3	Gr.4	Gr.5	Cu.Ft.	lb
17	35	66" UUF / FF	BTL1735	206	228	249	263	271	0.8	8
17	26	50" UF	BTL1726	153	169	185	196	201	0.6	6
17	20	50" UUF / FF	BTL1720	130	158	162	172	182	0.5	5

S SPECIFY

Code Fabric
AC - -

S **Code:** Consult the above product code list.
Fabric: Refer to current Artopex panel fabric card.

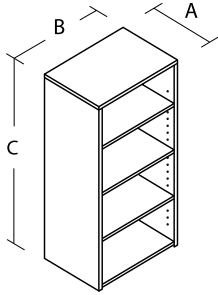
Bookcases

Bookcase 24", 21" or 12" deep.

Shelves and sides 1".

Extra shelves: Order separately, [see p.B88-B89](#).

* 84" high bookcases have 4 adjustable shelves and 1 fixed shelf.



						L Lima 1"		M Mike 1 1/2"			
Dimensions						Price		Price		Spec.	
A	B	C	D		Code	T.F.L.	H.P.L.	T.F.L.	H.P.L.	Cu.Ft.	lb (L) lb (M)
24	36	84	4	*	BK243684	1008	1109	1122	1224	49.2	336 346
24	36	72	4		BK243672	890	994	1008	1110	42.3	289 303
24	36	66	4		BK243666	846	952	922	1024	38.9	278 292
24	36	50	3		BK243650	700	804	824	926	29.7	225 239
24	36	41	2		BK243641	613	716	702	804	24.6	186 196
24	36	29	1		BK243629	449	551	545	647	17.7	134 144
24	30	84	4	*	BK243084	932	1048	1060	1156	41.4	285 293
24	30	72	4		BK243072	821	925	945	1041	35.6	245 257
24	30	66	4		BK243066	779	884	858	954	32.7	234 246
24	30	50	3		BK243050	635	739	766	861	25.0	187 198
24	30	41	2		BK243041	550	655	648	744	20.7	155 163
24	30	29	1		BK243029	393	497	496	592	14.9	111 119
21	36	84	4	*	BK213684	974	1095	1088	1190	43.5	302 310
21	36	72	4		BK213672	856	977	974	1076	37.5	260 272
21	36	66	4		BK213666	812	933	888	990	34.4	250 268
21	36	50	3		BK213650	664	785	789	891	26.3	202 214
21	36	41	2		BK213641	579	700	668	770	21.7	167 175
21	36	29	1		BK213629	415	536	510	613	15.7	121 129
21	30	84	4	*	BK213084	905	1010	1034	1130	36.6	256 263
21	30	72	4		BK213072	794	899	919	1014	31.5	220 231
21	30	66	4		BK213066	752	857	832	927	29.0	210 222
21	30	50	3		BK213050	607	712	738	834	22.1	168 179
21	30	41	2		BK213041	524	628	622	717	18.3	139 146
21	30	29	1		BK213029	366	471	470	565	13.2	100 107

D: Number of shelves

S SPECIFY

T - Series - Code - Surface / Edge - Base

S Series: L or M [see specifications p.58](#).

Code: Consult the above product code list.

Surface: Take Off finishes, [see p.108, section 1](#).

Edge: Take Off finishes, [see p.108, section 2](#).

Base: Take Off finishes, [see p.109, section 4](#).

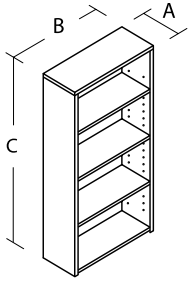
Bookcases (cont'd)

Bookcase 24", 21" or 12" deep.

Shelves and sides 1".

Extra shelves: Order separately, [see p.B88-B89](#).

* 84" high bookcases have 4 adjustable shelves and 1 fixed shelf.



						L Lima 1"		M Mike 1 1/2"			
Dimensions						Price		Price		Spec.	
A	B	C	D		Code	T.F.L.	H.P.L.	T.F.L.	H.P.L.	Cu.Ft.	lb (L) lb (M)
12	36	84	4	*	BK123684	854	902	955	994	26.4	170 177
12	36	72	4		BK123672	751	803	856	895	22.8	151 158
12	36	66	4		BK123666	715	768	778	817	20.1	142 148
12	36	50	3		BK123650	589	640	700	739	16.0	123 129
12	36	41	2		BK123641	514	564	590	629	13.2	102 109
12	36	29	1		BK123629	365	415	448	487	9.9	84 91
12	30	84	4	*	BK123084	785	849	901	934	22.3	151 157
12	30	72	4		BK123072	690	741	801	834	19.2	134 140
12	30	66	4		BK123066	656	708	722	755	17.6	126 131
12	30	50	3		BK123050	531	583	649	682	13.5	108 114
12	30	41	2		BK123041	459	510	543	576	11.2	90 95
12	30	29	1		BK123029	317	369	407	440	6.1	72 78

D: Number of shelves

S SPECIFY

Series Code Surface Edge Base
 T - - - / -

S Series: L or M [see specifications p.58](#).

Code: Consult the above product code list.

Surface: Take Off finishes, [see p.108, section 1](#).

Edge: Take Off finishes, [see p.108, section 2](#).

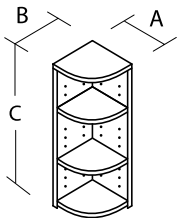
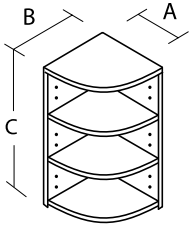
Base: Take Off finishes, [see p.109, section 4](#).

Corner bookcases

Freestanding (on floor) corner bookcase 30", 24", 21" or 12" deep.

41" and higher bookcases need to be attached to an adjacent bookcase or to the wall for stability.

The "hutch" version of this bookcase (installed on a surface) is available on [p.C57](#).



					L Lima 1"		M Mike 1 1/2"				
Dimensions					Price		Price		Spec.		
A	B	C	D	Code	T.F.L.	H.P.L.	T.F.L.	H.P.L.	Cu.Ft.	lb (L)	lb (M)
30	30	29	1	BKC3029	754	875	824	986	18.4	139	151
24	24	72	4	BKC2472	1042	1119	1315	1415	28.9	188	196
24	24	66	4	BKC2466	1002	1078	1269	1368	26.6	180	188
24	24	50	3	BKC2450	870	947	1118	1218	20.3	143	151
24	24	41	2	BKC2441	739	815	967	1067	16.8	116	123
24	24	35	2	BKC2435	700	774	922	1021	14.5	107	114
24	24	29	1	BKC2429	600	675	806	905	12.1	98	105
21	21	72	4	BKC2172	912	981	1172	1250	22.7	154	160
21	21	66	4	BKC2166	879	948	1134	1211	20.8	147	153
21	21	50	3	BKC2150	767	837	1005	1082	15.9	117	123
21	21	41	2	BKC2141	656	725	878	954	13.2	95	100
21	21	35	2	BKC2135	623	692	839	922	11.4	87	93
21	21	29	1	BKC2129	530	600	733	809	9.5	79	85
12	12	72	4	BKC1272	646	696	717	782	8.4	74	76
12	12	66	4	BKC1266	581	630	651	717	7.7	69	71
12	12	50	3	BKC1250	515	565	586	651	5.9	53	55
12	12	41	2	BKC1241	454	502	536	586	4.9	43	45
12	12	29	1	BKC1229	309	351	393	428	3.5	35	37

D: Number of shelves

S SPECIFY

Series Code Surface Edge Base
 T - - - / -

S Series: L or M see specifications [p.58](#).

Code: Consult the above product code list.

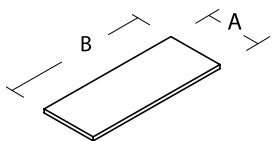
Surface: Take Off finishes, see [p.108, section 1](#).

Edge: Take Off finishes, see [p.108, section 2](#).

Base: Take Off finishes, see [p.109, section 4](#).

Extra shelves for cabinets, open storage units and bookcases

Extra shelf for storage units and bookcases.
Shelf has 1" thickness and is compatible with all series.



Dimensions		Price	Storage type	Spec.	
A	B	Code	T.F.L.	Cu.Ft. lb	
FOR STORAGE UNITS 24" X 18"					
22	16	STS2216		77	0.6 9
FOR STORAGE UNITS 21" X 18"					
19	16	STS1916	68	0.5 7	
FOR STORAGE UNITS 24" X 36"					
22	34	STS2234		123	1.0 18
FOR STORAGE UNITS 24" X 30"					
22	28	STS2228		112	0.8 15
FOR STORAGE UNITS 21" X 36"					
19	34	STS1934		114	0.9 16
FOR STORAGE UNITS 21" X 30"					
19	28	STS1928	106	0.7 13	
FOR STORAGE UNITS 1 DOOR 24" X 24"					
22	22	STS2222		96	0.7 12
FOR STORAGE UNITS 1 DOOR 21" X 24"					
19	22	STS1922	83	0.6 10	
(CODES SDO../SOD../SWO../SOW..)					
FOR STORAGE UNITS 1 DOOR 24" X 36"					
22	17	STS2217		78	0.5 9
FOR STORAGE UNITS 1 DOOR 24" X 30"					
22	14	STS2214	74	0.4 8	
(CODES STWS/STSW)					
FOR STORAGE UNITS 2 DOORS 21" X 36"					
19	17	STS1917		72	0.5 8
FOR STORAGE UNITS 2 DOORS 21" X 30"					
19	14	STS1914	67	0.4 7	

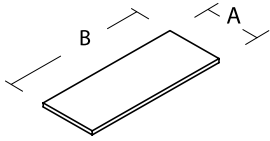
S SPECIFY

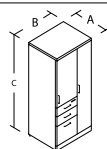
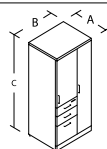
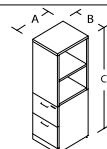
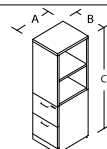
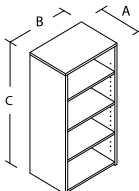
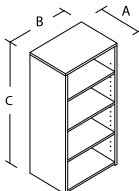
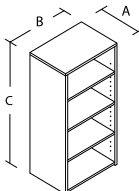
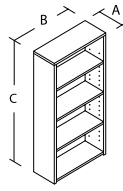
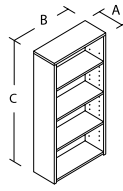
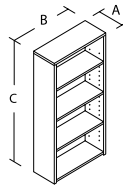
Series Code Base
T - - -

S Code: Consult the above product code list.
Base: Take Off finishes, see p.109, section 3.

Extra shelves for cabinets, open storage units and bookcases (cont'd)

Extra shelf for storage units and bookcases.
Shelf has 1" thickness and is compatible with all series.



Dimensions		Code	Price	Storage type	Spec.	
A	B		T.F.L.		Cu.Ft.	lb
FOR COMBINATION STORAGE 24" X 24"			52			
14	22	STS1422			0.4	8
FOR COMBINATION STORAGE 21" X 24"			50			
14	19	STS1419			0.4	7
FOR 2-WAY CABINETS 24" X 18 1/2"			77			
29	17	BTS2217			0.5	9
FOR 2-WAY CABINETS 21" X 18 1/2"			68			
19	17	BTS1917			0.5	8
FOR BOOKCASES 24" X 36"			138			
23	34	BKS2334			1.0	19
FOR BOOKCASES 24" X 30"			116			
23	28	BKS2328			0.9	16
FOR BOOKCASES 21" X 36"			121			
20	34	BKS2034			0.9	17
FOR BOOKCASES 21" X 30"			99			
20	28	BKS2028			0.8	14
FOR BOOKCASES 12" X 36"			55			
11	34	BKS1134			0.5	9
FOR BOOKCASES 12" X 30"			53			
11	28	BKS1128			0.5	8

S SPECIFY

Series Code Base
T - - -

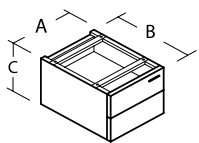
S Code: Consult the above product code list.
Base: Take Off finishes, see p.109, section 3.

Suspended pedestals on the work surface

Suspended pedestal with 2 - 6" drawers.

Pencil tray included in the 6" top drawer.

Noki locks standard, key locks available as an option (no upcharge). Will lock both drawers.

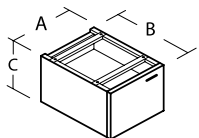


Dimensions			Price (without pull)		Spec.	
A	B	C	Code	T.F.L.	Cu.Ft.	lb
15½	18	12	SPUU	342	3.0	33

Suspended pedestal with 1 - 12" drawer.

Noki locks standard, key locks available as an option (no upcharge).

Lateral filing bars (letter size: AC-BL12) sold separately, refer to the Accessories price list.

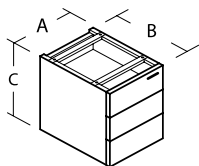


Dimensions			Price (without pull)		Spec.	
A	B	C	Code	T.F.L.	Cu.Ft.	lb
15½	18	12	SPF	342	3.0	33

Suspended pedestal with 3 - 6" drawers.

Pencil tray included in the 6" top drawer.

Noki locks standard, key locks available as an option (no upcharge). Will lock both drawers.



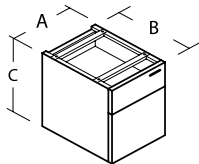
Dimensions			Price (without pull)		Spec.	
A	B	C	Code	T.F.L.	Cu.Ft.	lb
15½	18	18	SPUUU	477	4.3	39

Suspended pedestal with 1 - 6" drawer and 1 - 12" drawer.

Pencil tray included in the 6" top drawer.

Noki locks standard, key locks available as an option (no upcharge). Will lock both drawers.

Lateral filing bars (letter size: AC-BL12) sold separately, refer to the Accessories price list.



Dimensions			Price (without pull)		Spec.	
A	B	C	Code	T.F.L.	Cu.Ft.	lb
15½	18	18	SPUF	477	4.3	39

S SPECIFY

O OPTIONS

Series Code Base Fronts Pull Lock
 T - - - / - -

S Code: Consult the above product code list.

Base: Take Off finishes, [see p.109, section 3.](#)

Fronts: Take Off finishes, [see p.109, section 4.](#)

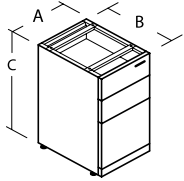
O Pull: Pull options, specify type, add \$22 per drawer, [see p.107.](#)

Lock: Locks with keys (**LS**) or keyed-alike (**LSK**) options available with no upcharge, [see p.62.](#)

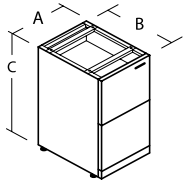
Specify code **LSK01** to the components in the first workstation; **LSK02** to the components in the second workstation, and so on to identify the keyed-alike products.

Freestanding pedestals - without top

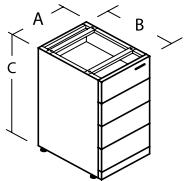
Freestanding surface-attached pedestal.
 Pencil tray included in the 6" top drawer.
 Use under surfaces 21" and deeper.
 Noki locks standard, key locks available as an option (no upcharge). Will lock both drawers.
 Lateral filing bars (letter size: AC-BL12) sold separately, refer to the Accessories price list.



**2 - 6" DRAWERS AND
1 - 12" FILE DRAWER**



2 - 12" FILE DRAWERS



4 - 6" DRAWERS

Dimensions			Price (without pull)		Spec.	
A	B	C	Code	T.F.L.	Cu.Ft.	lb
FREESTANDING PEDESTAL WITH 2 - 6" DRAWERS AND 1 - 12" FILE DRAWER.						
15½	18	27½	FPUFF	685	6.6	65
FREESTANDING PEDESTAL WITH 2 - 12" FILE DRAWERS.						
15½	18	27½	FPIFF	685	6.6	63
FREESTANDING PEDESTAL WITH 4 - 6" DRAWERS.						
15½	18	27½	FP4U	701	6.0	67

S SPECIFY

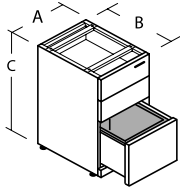
O OPTIONS

T - - - / - -

- S Code:** Consult the above product code list.
- Base:** Take Off finishes, [see p.109, section 3.](#)
- Fronts:** Take Off finishes, [see p.109, section 4.](#)
- O Pull:** Pull options, specify type, add \$22 per drawer, [see p.107.](#)
- Lock:** Locks with keys (**LS**) or keyed-alike (**LSK**) options available with no upcharge, [see p.62.](#)
 Specify code **LSK01** to the components in the first workstation; **LSK02** to the components in the second workstation, and so on to identify the keyed-alike products.

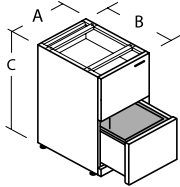
Freestanding pedestals - without top - integrated recycling bin

Freestanding surface-attached pedestal with 2 - 6" drawers and 1 recycling bin drawer.
 Pencil tray included in the 6" top drawer. Recycling bin included in the bottom drawer.
 Use under surfaces 21" and deeper.
 Noki locks standard, key locks available as an option (no upcharge). Will lock both drawers du haut.



Dimensions			Price (without pull)		Spec.	
A	B	C	Code		T.F.L.	Cu.Ft. lb
15½	18	27½	FPUUY		646	6.0 56

Freestanding surface-attached pedestal with 1 - 12" file drawer and 1 recycling bin drawer.
 Noki locks standard, key locks available as an option (no upcharge). Will lock top drawer. Recycling bin included in the bottom drawer.
 Lateral filing bars (letter size: AC-BL12) sold separately, refer to the Accessories price list.



Dimensions			Price (without pull)		Spec.	
A	B	C	Code		T.F.L.	Cu.Ft. lb
15½	18	27½	FPFY		646	6.0 54

S SPECIFY

Series Code Base Fronts Pull Lock
 T - - - / - -

O OPTIONS

- S Code:** Consult the above product code list.
- Base:** Take Off finishes, [see p.109, section 3.](#)
- Fronts:** Take Off finishes, [see p.109, section 4.](#)
- O Pull:** Pull options, specify type, add \$22 per drawer, [see p.107.](#)
- Lock:** Locks with keys (**LS**) or keyed-alike (**LSK**) options available with no upcharge, [see p.62.](#)
 Specify code **LSK01** to the components in the first workstation; **LSK02** to the components in the second workstation, and so on to identify the keyed-alike products.

Support pedestals

Support pedestal with 2 - 6" drawers and 1 - 12" file drawer.

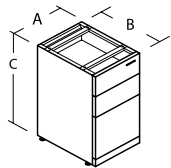
Use under surfaces 24" and deeper, and replaces an end panel (or leg) when necessary, [see p.76](#).

Pencil tray included in the 6" top drawer.

Lateral filing bars (letter size: AC-BL12) sold separately, refer to the Accessories price list.

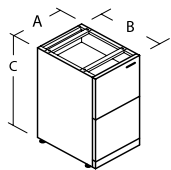
Noki locks standard, key locks available as an option (no upcharge). Will lock both drawers.

Must be used under a surface without base or modesty panel where the pedestal is positioned.



FSPUUF

Dimensions			Code	Price (without pull)		Spec.	
A	B	C		T.F.L.	Cu.Ft.	lb	
15½	24	27½	FSPUUF	699	7.5	70	
15½	24	27½	FSPFF	699	7.5	70	



FSPFF

S SPECIFY

O OPTIONS

T - - - / - -

S Code: Consult the above product code list.

Base: Take Off finishes, [see p.109, section 3](#).

Fronts: Take Off finishes, [see p.109, section 4](#).

O Pull: Pull options, specify type, add \$22 per drawer, [see p.107](#).

Lock: Locks with keys (**LS**) or keyed-alike (**LSK**) options available with no upcharge, [see p.62](#).

Specify code **LSK01** to the components in the first workstation; **LSK02** to the components in the second workstation, and so on to identify the keyed-alike products.

Support pedestals in metal

Freestanding surface-attached **metal** pedestal with center pull, with 2 or 3 drawers.

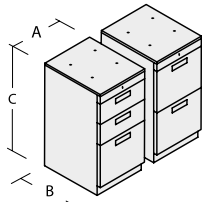
Pencil tray included in the 6" top drawer.

Use 22" deep pedestal under surfaces 24" and deeper.

Use 28" deep pedestal under surfaces 30" and deeper.

Explanations on pedestal dimensions are available, [see p.114](#).

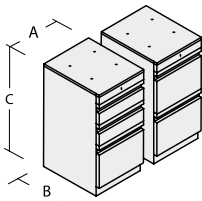
Lock & key included. NOKI lock or keyed-alike available as an option (no upcharge). Will lock all drawers.



SERIES 45

Dimensions					Price	Spec.	
A	B	C	Drawers	Code		Cu.Ft.	lb
15	28	27½	3	FP45-28-6612	809	9.1	90
15	22	27½	3	FP45-22-6612	785	6.8	75
15	28	27½	2	FP45-28-1212	797	9.1	90
15	22	27½	2	FP45-22-1212	728	6.8	75

Freestanding surface-attached **metal** pedestal with full width pull, with 2 or 3 drawers.



SERIES 47

Dimensions					Price	Spec.	
A	B	C	Drawers	Code		Cu.Ft.	lb
15	28	27½	3	FP47-28-6612	843	9.1	90
15	22	27½	3	FP47-22-6612	820	6.8	75
15	28	27½	2	FP47-28-1212	832	9.1	90
15	22	27½	2	FP47-22-1212	762	6.8	75

SPECIFY OPTION

Code Metal Lock
 - -

S Code: Consult the above product code list.

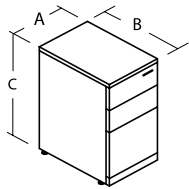
Metal: Specify the metal finish, refer to the current Artopex enamel finishes card.

For metallic finishes, add \$41 for the **1212** pedestal and \$46 for the **6612** pedestal.

Lock: Noki electronic lock (**LTI**) or keyed-alike (**K**) options available (no upcharge), [see p.62](#). Specify code **K01** to the components in the first workstation; **K02** to the components in the second workstation, and so on to identify the keyed-alike products.

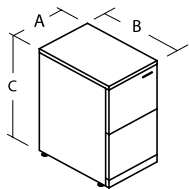
Freestanding pedestals 29" H.

Pedestal with 2 - 6" drawers and 1 - 12" file drawer. Can be placed next to a work surface.
 Pencil tray included in the 6" top drawer.
 Noki locks standard, key locks available as an option (no upcharge). Will lock both drawers.
 Lateral filing bars (letter size: AC-BL12) sold separately, refer to the Accessories price list.



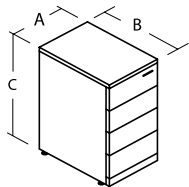
				L Lima 1"		M Mike 1 1/2"				
Dimensions				Price (without pull)		Price		Spec.		
A	B	C	Code	T.F.L.	H.P.L.	T.F.L.	H.P.L.	Cu.Ft.	lb (L)	lb (M)
15 1/2	24	29	FSUUF	699	762	814	943	7.5	79	83

Pedestal with 2 - 12" drawers. Can be placed next to a work surface.
 Noki locks standard, key locks available as an option (no upcharge). Will lock both drawers.
 Lateral filing bars (letter size: AC-BL12) sold separately, refer to the Accessories price list.
 In order to meet BIFMA safety standards, a counter-weight preventing pedestal tipping (when overloaded), can be factory installed.



				L Lima 1"		M Mike 1 1/2"				
Dimensions				Price (without pull)		Price		Spec.		
A	B	C	Code	T.F.L.	H.P.L.	T.F.L.	H.P.L.	Cu.Ft.	lb (L)	lb (M)
15 1/2	24	29	FSFF	699	762	814	943	7.5	77	81

Pedestal with 4 - 6" drawers. Can be placed next to a work surface.
 Pencil tray included in the 6" top drawer.
 Noki locks standard, key locks available as an option (no upcharge). Will lock both drawers.



				L Lima 1"		M Mike 1 1/2"				
Dimensions				Price (without pull)		Price		Spec.		
A	B	C	Code	T.F.L.	H.P.L.	T.F.L.	H.P.L.	Cu.Ft.	lb (L)	lb (M)
15 1/2	24	29	FS4U	714	779	832	964	7.5	81	85

S SPECIFY

O OPTIONS

T - Series - Code - Surface / Edge - Base / Fronts - Pull - C-Weight - Lock

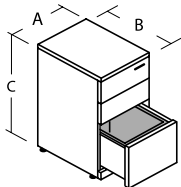
- S Series:** L or M see specifications p.58.
- Code:** Consult the above product code list.
- Surface:** Take Off finishes, see p.108, section 1.
- Edge:** Take Off finishes, see p.108, section 2.
- Base:** Take Off finishes, see p.109, section 3.
- Fronts (laminated):** Take Off finishes, see p.109, section 4.
- O Pulls:** Pull options, specify type, add \$22 per drawer, see p.107.
- Counter-weight: (FSFF only):** For counter-weight option, add (CW), add \$116.
- Lock:** Locks with keys (LS) or keyed-alike (LSK) options available with no upcharge, see p.62.
 Specify code LSK01 to the components in the first workstation; LSK02 to the components in the second workstation, and so on to identify the keyed-alike products.

Freestanding pedestals 29" H. (cont'd)

Pedestal with 2 - 6" drawers and 1 recycling bin drawer. Can be placed next to a work surface.

Pencil tray included in the 6" top drawer. Recycling bin included in the bottom drawer.

Noki locks standard, key locks available as an option (no upcharge). Will lock top 2 drawers.



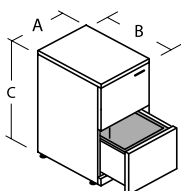
				L Lima 1"		M Mike 1 1/2"				
Dimensions				Price (without pull)		Price		Spec.		
A	B	C	Code	T.F.L.	H.P.L.	T.F.L.	H.P.L.	Cu.Ft.	lb (L)	lb (M)
15 1/2	24	29	FSUUY	659	718	768	889	7.5	71	75

Pedestal with 1 -12" file drawer and 1 recycling bin drawer. Can be placed next to a work surface.

Recycling bin included in the bottom drawer.

Noki locks standard, key locks available as an option (no upcharge). Will lock top drawer.

In order to meet BIFMA safety standards, a counter-weight preventing pedestal tipping (when overloaded), can be factory installed.



				L Lima 1"		M Mike 1 1/2"				
Dimensions				Price (without pull)		Price		Spec.		
A	B	C	Code	T.F.L.	H.P.L.	T.F.L.	H.P.L.	Cu.Ft.	lb (L)	lb (M)
15 1/2	24	29	FSFY	659	718	768	889	7.5	69	73

S SPECIFY

O OPTIONS

Series Code Surface Edge Base Fronts Pull C-Weight Lock

T - - - / - / - - - -

S Series: L or M see specifications p.58.

Code: Consult the above product code list.

Surface: Take Off finishes, see p.108, section 1.

Edge: Take Off finishes, see p.108, section 2.

Base: Take Off finishes, see p.109, section 3.

Fronts (laminated): Take Off finishes, see p.109, section 4.

O Pulls: Pull options, specify type, add \$22 per drawer, see p.107.

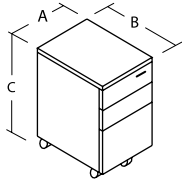
Counter-weight (FSFY only): For counter-weight option, add (CW), add \$116.

Lock: Locks with keys (LS) or keyed-alike (LSK) options available with no upcharge, see p.62.

Specify code **LSK01** to the components in the first workstation; **LSK02** to the components in the second workstation, and so on to identify the keyed-alike products.

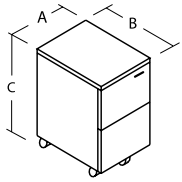
Mobile pedestals

Mobile pedestal with 2 - 6" drawers and 1 - 12" file drawer. Equipped with a 5th caster for stability.
 Noki locks standard, key locks available as an option (no upcharge). Will lock all drawers.
 Pencil tray included in the 6" top drawer.
 Striped or fluted edge not available.



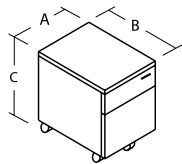
Dimensions			Price (without pull)		Spec.	
A	B	C	Code	T.F.L.	Cu.Ft.	lb
15½	20	27	MPUUF1520	685	6.5	61

Mobile pedestal with 2 - 12" file drawers. Equipped with a 5th caster for stability.
 In order to meet BIFMA safety standards, a counter-weight preventing pedestal tipping (when overloaded), can be factory installed.



Dimensions			Price (without pull)		Spec.	
A	B	C	Code	T.F.L.	Cu.Ft.	lb
15½	20	27	MPFF1520	685	6.5	61

Mobile pedestal with 1 - 6" drawer and 1 - 12" file drawer. Equipped with a 5th caster for stability.
 Pencil tray included in the 6" drawer.



Dimensions			Price (without pull)		Spec.	
A	B	C	Code	T.F.L.	Cu.Ft.	lb
15½	20	21	MPUF1520	558	5.1	55

S SPECIFY

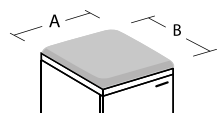
T - - - / - - - -

O OPTIONS

- S Code:** Consult the above product code list.
- Base:** Take Off finishes, [see p.109, section 3.](#)
- Fronts:** Take Off finishes, [see p.109, section 4.](#)
- O Pulls:** Pull options, specify type, add \$22 per drawer, [see p.107.](#)
- Counter-weight (MPFF only):** For counter-weight option, add **(CW)**, add \$116.
- Lock:** Locks with keys (**LS**) or keyed-alike (**LSK**) options available with no upcharge, [see p.62.](#)
 Specify code **LSK01** to the components in the first workstation; **LSK02** to the components in the second workstation, and so on to identify the keyed-alike products.

Cushions for mobile pedestal

Cushion for mobile pedestal.
Installs with Velcro® strips.



Dimensions			Code	Price					Spec.	
A	B	C		Gr.1	COM Gr.2	Gr.3	Gr.4	Gr.5	Cu.Ft.	lb
15½	20	1½	CUS2015	227	246	266	286	318	1.0	6

S SPECIFY

Series Code Fabric
T - - -

S Code: Consult the above product code list.

Fabric: Specify fabric for the cushion, refer to current Artopex seating fabric card.

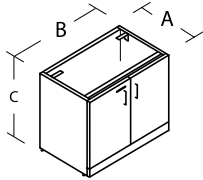
Cabinets without top

Surface-attached cabinet with 2 doors and 1 adjustable shelf.

Use 21" deep cabinet under surfaces 24" and deeper.

Use 24" deep cabinet under surfaces 30" and deeper.

Noki locks standard, key locks available as an option (no upcharge). Will lock boor doors.



Dimensions			Code	Price	Spec.	
A	B	C		T.F.L.	Cu.Ft.	lb
24	36	27½	LDN2436	746	17.8	98
24	30	27½	LDN2430	704	17.8	85
21	36	27½	LDN2136	715	15.8	83
21	30	27½	LDN2130	673	15.8	73

S SPECIFY

O OPTION

T - - - / - -

S **Code:** Consult the above product code list.

Base: Take Off finishes, [see p.109, section 3.](#)

Fronts: Take Off finishes, [see p.109, section 4.](#)

Pulls: Pulls included, specify type, [see p.107.](#)

O **Lock:** Locks with keys (**LS**) or keyed-alike (**LSK**) options available with no upcharge, [see p.62.](#)

Specify code **LSK01** to the components in the first workstation; **LSK02** to the components in the second workstation, and so on to identify the keyed-alike products.

Lateral file cabinets without top

Surface-attached cabinet with 2 - 12" lateral file drawers.

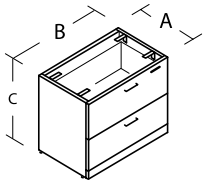
Use 21" deep cabinet under surfaces 24" and deeper.

Use 24" deep cabinet under surfaces 30" and deeper.

Lateral filing bars included, front-to-back filing bars (AC-BL15), refer to the Accessories price list.

In order to meet BIFMA safety standards, a counter-weight preventing cabinet tipping (when overloaded), can be factory installed.

Noki locks standard, key locks available as an option (no upcharge). Will lock both drawers.



Dimensions			Code	Price	Spec.	
A	B	C		T.F.L.	Cu.Ft.	lb
24	36	27½	LFN2436	854	17.8	130
24	30	27½	LFN2430	820	17.8	115
21	36	27½	LFN2136	826	15.8	117
21	30	27½	LFN2130	792	15.8	105

S SPECIFY

T - - - / - - -

O OPTIONS

S Code: Consult the above product code list.

Base: Take Off finishes, [see p.109, section 3.](#)

Fronts: Take Off finishes, [see p.109, section 4.](#)

Pulls: Pulls included, specify type, [see p.107.](#)

O Counter-weight: For counter-weight option (CW), add \$105.

Lock: Locks with keys (LS) or keyed-alike (LSK) options available with no upcharge, [see p.62.](#)

Specify code **LSK01** to the components in the first workstation; **LSK02** to the components in the second workstation, and so on to identify the keyed-alike products.

Combined storage units without top

Surface-attached combined storage unit with 2 - 6" drawers, 1 - 12" file drawer and 1 - 12" lateral file drawer.

Use 21" deep cabinet under surfaces 24" and deeper.

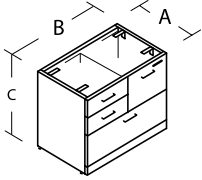
Use 24" deep cabinet under surfaces 30" and deeper.

Lateral filing bars included, front-to-back filing bars (AC-BL15), refer to the Accessories price list.

Pencil tray included in the 6" top drawer.

In order to meet BIFMA safety standards, a counter-weight preventing cabinet tipping (when overloaded), can be factory installed.

Noki locks standard, key locks available as an option (no upcharge). Will lock the 2 file drawers (right and bottom).



Dimensions			Code	Price	Spec.	
A	B	C		T.F.L.	Cu.Ft.	lb
24	36	27½	LCNL2436	1022	17.8	135
24	30	27½	LCNL2430	982	17.8	120
21	36	27½	LCNL2136	994	15.8	119
21	30	27½	LCNL2130	955	15.8	107

S SPECIFY

T - - - / - - -

O OPTIONS

S Code: Consult the above product code list.

Base: Take Off finishes, [see p.109, section 3.](#)

Fronts: Take Off finishes, [see p.109, section 4.](#)

Pulls: Pulls included, specify type, [see p.107.](#)

O Counter-weight: For the counter-weight option, add (CW), add \$94.

Lock: Locks with keys (LS) or keyed-alike (LSK) options available with no upcharge, [see p.62.](#)

Specify code **LSK01** to the components in the first workstation; **LSK02** to the components in the second workstation, and so on to identify the keyed-alike products.

Combined storage units without top

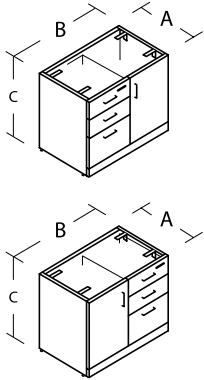
Surface-attached combined storage unit with 2 - 6" drawers, 1 - 12" file drawer and cabinet section with door.

Use 21" deep cabinet under surfaces 24" and deeper.

Use 24" deep cabinet under surfaces 30" and deeper.

Pencil tray included in the 6" top drawer.

Noki locks standard, key locks available as an option (no upcharge). Will lock all drawers.



Dimensions			Code	Price	Spec.	
A	B	C		T.F.L.	Cu.Ft.	lb
24	36	27½	LUUFDN2436	908	17.8	135
24	30	27½	LUUFDN2430	868	17.8	119
21	36	27½	LUUFDN2136	880	15.8	119
21	30	27½	LUUFDN2130	840	15.8	106
24	36	27½	LDUUFN2436	908	17.8	135
24	30	27½	LDUUFN2430	868	17.8	119
21	36	27½	LDUUFN2136	880	15.8	119
21	30	27½	LDUUFN2130	840	15.8	106

S SPECIFY

O OPTION

Series Code Base Fronts Pull Lock
 T - - - / - -

S Code: Consult the above product code list.

Base: Take Off finishes, see p.109, section 3.

Fronts: Take Off finishes, see p.109, section 4.

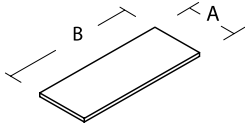
Pulls: Pulls included, specify type, see p.107.

O Lock: Locks with keys (LS) or keyed-alike (LSK) options available with no upcharge, see p.62.

Specify code **LSK01** to the components in the first workstation; **LSK02** to the components in the second workstation, and so on to identify the keyed-alike products.

Storage tops for 27¹/₂" H. or metal lateral filing

Tops for storage units 24" or 21" deep and for metal lateral files 18" deep (see "A" dimension).



			L Lima 1"		M Mike 1 1/2"				
Dimensions			Price		Price		Spec.		
A	B	Code	T.F.L.	H.P.L.	T.F.L.	H.P.L.	Cu.Ft.	lb (L)	lb (M)
24	108	LTOP24108	333	593	—	763	3.9	71	107
24	102	LTOP24102	319	559	—	721	3.7	67	101
24	90	LTOP2490	289	491	—	636	3.2	59	89
24	84	LTOP2484	268	460	—	593	3.0	55	83
24	78	LTOP2478	249	428	—	551	2.8	51	77
24	72	LTOP2472	227	398	317	512	2.6	47	71
24	66	LTOP2466	213	371	298	479	2.4	43	65
24	60	LTOP2460	195	338	272	435	2.2	39	59
24	54	LTOP2454	182	309	251	398	1.9	35	53
24	48	LTOP2448	167	281	230	360	1.7	32	47
24	42	LTOP2442	153	251	209	322	1.6	28	42
24	36	LTOP2436	139	221	189	283	1.3	24	36
24	30	LTOP2430	125	195	168	249	1.1	20	30
21	108	LTOP21108	310	537	—	691	3.4	62	93
21	102	LTOP21102	298	510	—	657	3.2	59	88
21	90	LTOP2190	272	460	—	590	2.8	52	78
21	84	LTOP2184	251	427	—	548	2.7	48	73
21	78	LTOP2178	231	394	—	506	2.5	45	67
21	72	LTOP2172	211	360	295	463	2.3	41	62
21	66	LTOP2166	204	337	277	432	2.1	38	57
21	60	LTOP2160	184	306	253	394	1.9	34	52
21	54	LTOP2154	171	282	234	361	1.7	31	47
21	48	LTOP2148	156	255	215	327	1.6	28	42
21	42	LTOP2142	143	229	195	293	1.3	24	36
21	36	LTOP2136	130	196	173	257	1.1	21	31
21	30	LTOP2130	119	179	155	227	0.9	17	26

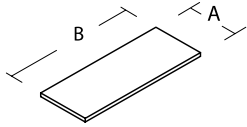
S SPECIFY

T - Series - Code - Surface / Edge

- S Series:** L or M see specifications p.58.
- Code:** Consult the above product code list.
- Surface:** Take Off finishes, see p.108, section 1.
- Edge:** Take Off finishes, see p.108, section 2.

Storage tops for 27¹/₂" H. or metal lateral filing (cont'd)

Tops for storage units 24" or 21" deep and for metal lateral files 18" deep (see "A" dimension).



			L Lima 1"		M Mike 1 1/2"				
Dimensions			Price		Price		Spec.		
A	B	Code	T.F.L.	H.P.L.	T.F.L.	H.P.L.	Cu.Ft.	lb (L)	lb (M)
18	108	LTOP18108	287	481	—	618	3.0	53	80
18	90	LTOP1890	254	429	—	543	2.5	44	67
18	84	LTOP1884	233	394	—	503	2.3	41	62
18	78	LTOP1878	213	360	—	461	2.1	38	58
18	72	LTOP1872	196	321	273	415	2.0	35	53
18	66	LTOP1866	194	303	256	386	1.8	32	49
18	60	LTOP1860	173	274	234	353	1.6	30	44
18	42	LTOP1842	133	207	180	263	1.1	21	31
18	36	LTOP1836	121	171	156	232	1.0	18	27
18	30	LTOP1830	112	164	142	205	0.8	15	22

S SPECIFY

Series Code Surface Edge

T - - - /

- S Series:** L or M [see specifications p.58.](#)
- Code:** Consult the above product code list.
- Surface:** Take Off finishes, [see p.108, section 1.](#)
- Edge:** Take Off finishes, [see p.108, section 2.](#)

Hutches & top storage



Hutch with laminate sides

open hutches	C02
hutches with hinged doors	C03
hutches with central opening and hinged doors	C07
hutches with flipper door(s)	C11
hutches with pivot-lift door(s)	C12

Hutches with metal legs

open hutches	C16
hutches with hinged doors	C17
hutches with central opening and hinged doors	C21
hutches with flipper door(s)	C25
hutches with pivot-lift door(s)	C26

Modular hutches

modular hutches	C30
storage modules for modular hutches	C31

Wall hutches

open wall mounted hutches	C35
wall mounted hutches with hinged doors	C36
wall mounted hutches with central opening and hinged doors	C39
wall mounted hutches with flipper door(s)	C43
wall mounted hutches with pivot-lift door(s)	C44
wall mounted modules	C47

Top storage

bookcase hutches	C48
bookcase hutches with door(s)	C49
corner rounded bookcase hutches	C57

Tackboards

tackboards for 43" H. hutches	C58
tackboards for 37" H. hutches	C60
tackboards for modular hutches	C62
wall mount brackets	C64
pigeonhole units	C65

Open hutches

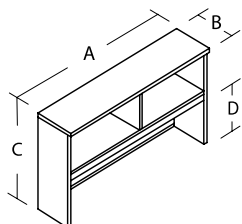
Open hutch with laminate sides.

Hutches 54" and longer have a central divider.

Hutch is equipped with a horizontal grommet at base and a round grommet (black) for fluorescent task light cabling.

A horizontal pigeonhole unit can be ordered separately, [see p.C65](#).

Do not install this hutch on a panel-attached surface, unless the surface is supported by floor supports.



					L Lima 1"	M Mike 1 1/2"					
Dimensions					Price		Price		Spec.		
A	B	C	D	Code	T.F.L.	H.P.L.	T.F.L.	H.P.L.	Cu.Ft.	lb (L)	lb (M)
43" H.											
84	14	43	26	HO8443	1010	1166	—	1352	35.8	198	207
78	14	43	26	HO7843	903	1051	—	1095	33.3	185	193
72	14	43	26	HO7243	826	961	908	1012	30.8	166	182
66	14	43	26	HO6643	781	908	860	957	28.3	156	170
60	14	43	26	HO6043	733	847	814	901	25.8	145	159
54	14	43	26	HO5443	667	771	745	823	23.3	137	149
48	14	43	26	HO4843	601	693	673	743	20.8	125	136
42	14	43	26	HO4243	557	638	631	692	18.3	115	124
36	14	43	26	HO3643	505	575	576	628	15.8	105	113
30	14	43	26	HO3043	458	520	529	573	13.3	95	101
24	14	43	26	HO2443	411	462	476	510	10.8	84	90
37" H.											
84	14	37	20	HO8437	894	1051	—	1240	29.8	173	181
78	14	37	20	HO7837	838	986	—	1032	27.7	161	169
72	14	37	20	HO7237	765	900	847	953	25.6	142	158
66	14	37	20	HO6637	723	849	805	901	23.6	132	147
60	14	37	20	HO6037	678	792	761	847	21.5	123	136
54	14	37	20	HO5437	615	719	694	772	19.9	115	127
48	14	37	20	HO4837	552	644	627	696	17.3	104	114
42	14	37	20	HO4237	510	592	586	646	15.2	94	103
36	14	37	20	HO3637	461	531	532	585	13.2	85	92
30	14	37	20	HO3037	419	480	490	534	11.1	75	82
24	14	37	20	HO2437	375	425	440	475	9.0	65	71

S SPECIFY

Series Code Surface Edge Base

T - - - / -

- S Series:** L or M [see specifications p.58](#).
- Code:** Consult the above product code list.
- Surface:** Take Off finishes, [see p.108, section 1](#).
- Edge:** Take Off finishes, [see p.108, section 2](#).
- Base:** Take Off finishes, [see p.109, section 4](#).

Hutches with hinged doors

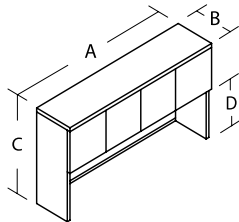
Hutch with hinged doors and laminate sides.

Hutch is equipped with a horizontal grommet at base and a round grommet (black) for fluorescent task light cabling.

A horizontal pigeonhole unit can be ordered separately, [see p.C65](#).

Do not install this hutch on a panel-attached surface, unless the surface is supported by floor supports.

Noki lock and key lock not included, available as an option.



							L Lima 1"		M Mike 1 1/2"				
Dimensions							Price		Price		Spec.		
A	B	C	D	E	F	Code	T.F.L.	H.P.L.	T.F.L.	H.P.L.	Cu.Ft.	lb (L)	lb (M)
43" H.													
84	14	43	26	5	3	HD8443	1309	1473	—	1627	35.8	225	243
78	14	43	26	5	3	HD7843	1209	1362	—	1514	33.3	210	227
72	14	43	26	4	2	HD7243	952	1088	1071	1169	30.8	197	213
66	14	43	26	4	2	HD6643	903	1027	1052	1141	28.3	184	199
60	14	43	26	4	2	HD6043	851	967	968	1049	25.8	172	185
54	14	43	26	4	2	HD5443	787	891	932	1004	23.3	159	171
48	14	43	26	3	2	HD4843	719	813	821	884	20.8	146	156
42	14	43	26	3	2	HD4243	695	780	803	859	18.3	133	142
36	14	43	26	2	1	HD3643	661	735	758	806	15.8	120	128
30	14	43	26	2	1	HD3043	568	631	689	728	13.3	108	114
24	14	43	26	2	1	HD2443	474	525	580	612	10.8	95	100
37" H.													
84	14	37	20	5	3	HD8437	1199	1362	—	1520	29.0	185	202
78	14	37	20	5	3	HD7837	1147	1301	—	1454	26.9	173	189
72	14	37	20	4	2	HD7237	893	1030	1015	1112	24.7	161	175
66	14	37	20	4	2	HD6637	847	972	999	1088	22.5	149	162
60	14	37	20	4	2	HD6037	800	914	919	999	20.3	137	149
54	14	37	20	4	2	HD5437	737	842	884	957	18.1	125	135
48	14	37	20	3	2	HD4837	673	767	777	840	16.0	112	122
42	14	37	20	3	2	HD4237	651	735	760	815	13.8	100	108
36	14	37	20	2	1	HD3637	619	694	718	767	11.6	88	95
30	14	37	20	2	1	HD3037	530	593	651	692	9.4	76	81
24	14	37	20	2	1	HD2437	439	490	546	578	9.4	76	81

E: Number of doors

F: Number of locks

S SPECIFY

O OPTION

T - - - / - - -

S Series: L or M [see specifications p.58](#).

Code: Consult the above product code list.

Surface: Take Off finishes, [see p.108, section 1](#).

Edge: Take Off finishes, [see p.108, section 2](#).

Base / Fronts: Take Off finishes, [see p.109, section 4](#).

O Lock: Noki electronic lock (L), key lock (LS), or keyed-alike (LSK) add \$66 per lock, [see p.62](#).

Specify code **LSK01** to the components in the first workstation; **LSK02** to the components in the second workstation, and so on to identify the keyed-alike products.

Hutches with hinged doors ("contemporary" laminate alum. frame or h-gloss white interior panel)

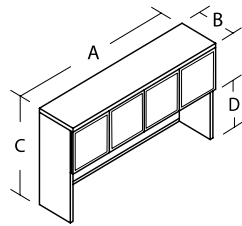
Hutch with hinged doors ("Contemporary" aluminum frame with laminate or H-Gloss White interior panel) and laminate sides

Hutch is equipped with a horizontal grommet at base and a round grommet (black) for fluorescent task light cabling.

A horizontal pigeonhole unit can be ordered separately, [see p.C65](#).

Do not install this hutch on a panel-attached surface, unless the surface is supported by floor supports.

No lock.



Code		L Lima 1"		M Mike 1 1/2"									
Dimensions		Doors		Price		Price		Spec.					
A	B	C	D	E	Laminate	H-Gloss white	T.F.L.	H.P.L.	T.F.L.	H.P.L.	Cu.Ft.	lb (L)	lb (M)
43" H.													
84	14	43	26	5	HDM8443	HDL8443	2806	2970	—	3124	35.8	225	243
78	14	43	26	5	HDM7843	HDL7843	2706	2859	—	3011	33.3	210	227
72	14	43	26	4	HDM7243	HDL7243	2149	2286	2269	2367	30.8	197	213
66	14	43	26	4	HDM6643	HDL6643	2101	2225	2250	2339	28.3	184	199
60	14	43	26	4	HDM6043	HDL6043	2049	2165	2166	2247	25.8	172	185
54	14	43	26	4	HDM5443	HDL5443	1984	2089	2130	2202	23.3	159	171
48	14	43	26	3	HDM4843	HDL4843	1618	1712	1719	1783	20.8	146	156
42	14	43	26	3	HDM4243	HDL4243	1594	1679	1702	1758	18.3	133	142
36	14	43	26	2	HDM3643	HDL3643	1261	1334	1357	1406	15.8	120	128
30	14	43	26	2	HDM3043	HDL3043	1167	1231	1288	1328	13.3	108	114
24	14	43	26	2	HDM2443	HDL2443	1074	1124	1179	1211	10.8	95	100
37" H.													
84	14	37	20	5	HDM8437	HDL8437	2696	2859	—	3017	29.0	185	202
78	14	37	20	5	HDM7837	HDL7837	2644	2798	—	2951	26.9	173	189
72	14	37	20	4	HDM7237	HDL7237	2091	2228	2213	2310	24.7	161	175
66	14	37	20	4	HDM6637	HDL6637	2045	2170	2197	2286	22.5	149	162
60	14	37	20	4	HDM6037	HDL6037	1998	2112	2116	2197	20.3	137	149
54	14	37	20	4	HDM5437	HDL5437	1935	2039	2082	2155	18.1	125	135
48	14	37	20	3	HDM4837	HDL4837	1572	1665	1675	1739	16.0	112	122
42	14	37	20	3	HDM4237	HDL4237	1550	1634	1659	1714	13.8	100	108
36	14	37	20	2	HDM3637	HDL3637	1219	1294	1318	1366	11.6	88	95
30	14	37	20	2	HDM3037	HDL3037	1130	1192	1251	1291	9.4	76	81
24	14	37	20	2	HDM2437	HDL2437	1038	1089	1145	1177	9.4	76	81

E: Number of doors

S SPECIFY

Series Code Surface Edge Base Fronts
 T - - - / - /

S Series: L or M [see specifications p.58](#).

Code: Consult the above product code list.

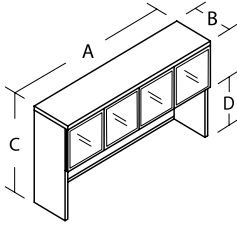
Surface: Take Off finishes, [see p.108, section 1](#).

Edge: Take Off finishes, [see p.108, section 2](#).

Base / Fronts (laminate): Take Off finishes, [see p.109, section 4](#).

Hutches with hinged doors ("contemporary" aluminum frame with acrylic interior panel)

Hutch with hinged doors ("Contemporary" aluminum frame with frosted acrylic interior panel) and laminate sides.
Hutch is equipped with a horizontal grommet at base and a round grommet (black) for fluorescent task light cabling.
A horizontal pigeonhole unit can be ordered separately, [see p.C65](#).
Do not install this hutch on a panel-attached surface, unless the surface is supported by floor supports.
No lock.



						L Lima 1"		M Mike 1 1/2"				
Dimensions						Price		Price		Spec.		
A	B	C	D	E	Code	T.F.L.	H.P.L.	T.F.L.	H.P.L.	Cu.Ft.	lb (L)	lb (M)
43" H.												
84	14	43	26	5	HDGiC8443	2648	2812	—	2966	35.8	225	243
78	14	43	26	5	HDGiC7843	2548	2701	—	2852	33.3	210	227
72	14	43	26	4	HDGiC7243	2023	2159	2143	2241	30.8	197	213
66	14	43	26	4	HDGiC6643	1975	2099	2123	2212	28.3	184	199
60	14	43	26	4	HDGiC6043	1923	2038	2039	2121	25.8	172	185
54	14	43	26	4	HDGiC5443	1858	1962	2003	2076	23.3	159	171
48	14	43	26	3	HDGiC4843	1524	1617	1625	1689	20.8	146	156
42	14	43	26	3	HDGiC4243	1499	1584	1607	1663	18.3	133	142
36	14	43	26	2	HDGiC3643	1197	1271	1294	1342	15.8	120	128
30	14	43	26	2	HDGiC3043	1103	1167	1224	1264	13.3	108	114
24	14	43	26	2	HDGiC2443	1010	1060	1115	1147	10.8	95	100
37" H.												
84	14	37	20	5	HDGiC8437	2538	2701	—	2859	29.0	185	202
78	14	37	20	5	HDGiC7837	2486	2640	—	2793	26.9	173	189
72	14	37	20	4	HDGiC7237	1965	2101	2087	2184	24.7	161	175
66	14	37	20	4	HDGiC6637	1918	2044	2070	2159	22.5	149	162
60	14	37	20	4	HDGiC6037	1871	1986	1990	2070	20.3	137	149
54	14	37	20	4	HDGiC5437	1808	1913	1956	2028	18.1	125	135
48	14	37	20	3	HDGiC4837	1477	1571	1581	1645	16.0	112	122
42	14	37	20	3	HDGiC4237	1455	1539	1564	1619	13.8	100	108
36	14	37	20	2	HDGiC3637	1155	1230	1254	1302	11.6	88	95
30	14	37	20	2	HDGiC3037	1066	1129	1187	1228	9.4	76	81
24	14	37	20	2	HDGiC2437	975	1025	1081	1113	9.4	76	81

E: Number of doors

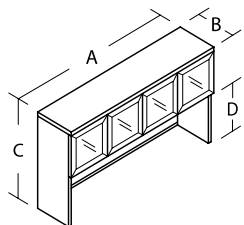
S SPECIFY

T - Series - Code - Surface / Edge - Base

- S Series:** L or M [see specifications p.58](#).
- Code:** Consult the above product code list.
- Surface:** Take Off finishes, [see p.108, section 1](#).
- Edge:** Take Off finishes, [see p.108, section 2](#).
- Base:** Take Off finishes, [see p.109, section 4](#).

Hutches with hinged doors ("traditional" aluminum frame with acrylic interior panel)

Hutch with hinged doors ("Traditional" aluminum frame with frosted acrylic interior panel) and laminate sides.
Hutch is equipped with a horizontal grommet at base and a round grommet (black) for fluorescent task light cabling.
A horizontal pigeonhole unit can be ordered separately, [see p.C65](#).
Do not install this hutch on a panel-attached surface, unless the surface is supported by floor supports.
No lock.



						L Lima 1"		M Mike 1 1/2"			
Dimensions						Price		Price		Spec.	
A	B	C	D	E	Code	T.F.L.	H.P.L.	T.F.L.	H.P.L.	Cu.Ft.	lb (L) lb (M)
43" H.											
84	14	43	26	5	HDGiA8443	2445	2605	—	2806	35.8	225 243
78	14	43	26	5	HDGiA7843	2350	2498	—	2694	33.3	210 227
72	14	43	26	4	HDGiA7243	1865	1997	2016	2113	30.8	197 213
66	14	43	26	4	HDGiA6643	1817	1938	1997	2085	28.3	184 199
60	14	43	26	4	HDGiA6043	1768	1879	1913	1993	25.8	172 185
54	14	43	26	4	HDGiA5443	1704	1805	1876	1948	23.3	159 171
48	14	43	26	3	HDGiA4843	1404	1494	1529	1593	20.8	146 156
42	14	43	26	3	HDGiA4243	1381	1462	1511	1566	18.3	133 142
36	14	43	26	2	HDGiA3643	1111	1183	1230	1279	15.8	120 128
30	14	43	26	2	HDGiA3043	1021	1082	1161	1200	13.3	108 114
24	14	43	26	2	HDGiA2443	931	979	1052	1084	10.8	95 100
37" H.											
84	14	37	20	5	HDGiA8437	2340	2498	—	2701	29.0	185 202
78	14	37	20	5	HDGiA7837	2290	2439	—	2635	26.9	173 189
72	14	37	20	4	HDGiA7237	1807	1939	1959	2057	24.7	161 175
66	14	37	20	4	HDGiA6637	1763	1884	1943	2032	22.5	149 162
60	14	37	20	4	HDGiA6037	1717	1828	1862	1943	20.3	137 149
54	14	37	20	4	HDGiA5437	1657	1758	1828	1901	18.1	125 135
48	14	37	20	3	HDGiA4837	1360	1450	1484	1548	16.0	112 122
42	14	37	20	3	HDGiA4237	1337	1419	1467	1524	13.8	100 108
36	14	37	20	2	HDGiA3637	1070	1143	1190	1239	11.6	88 95
30	14	37	20	2	HDGiA3037	985	1045	1123	1164	9.4	76 81
24	14	37	20	2	HDGiA2437	897	945	1018	1049	9.4	76 81

E: Number of doors

S SPECIFY

Series Code Surface Edge Base
 T - - - / -

- S Series:** L or M [see specifications p.58](#).
Code: Consult the above product code list.
Surface: Take Off finishes, [see p.108, section 1](#).
Edge: Take Off finishes, [see p.108, section 2](#).
Base: Take Off finishes, [see p.109, section 4](#).

Hutches with central opening and hinged doors

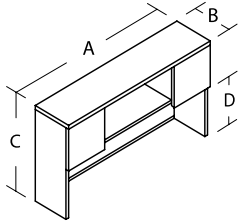
Hutch with central opening, hinged doors and laminate sides.

Hutch is equipped with a horizontal grommet at base and a round grommet (black) for fluorescent task light cabling.

A horizontal pigeonhole unit can be ordered separately, [see p.C65](#).

Do not install this hutch on a panel-attached surface, unless the surface is supported by floor supports.

Noki lock and key lock not included, available as an option.



					L Lima 1"		M Mike 1 1/2"				
Dimensions					Price		Price		Spec.		
A	B	C	D	Code	T.F.L.	H.P.L.	T.F.L.	H.P.L.	Cu.Ft.	lb (L)	lb (M)
43" H.											
72	14	43	26	HH7243	855	987	1007	1103	31.0	173	189
66	14	43	26	HH6643	807	928	987	1076	28.0	163	177
60	14	43	26	HH6043	758	870	903	983	26.0	152	166
54	14	43	26	HH5443	694	795	867	938	23.0	144	156
48	14	43	26	HH4843	663	754	788	851	21.0	132	143
42	14	43	26	HH4243	639	722	770	826	18.0	122	131
37" H.											
72	14	37	20	HH7237	799	931	949	1047	27.0	149	165
66	14	37	20	HH6637	754	875	933	1022	25.0	139	154
60	14	37	20	HH6037	708	820	853	933	22.0	130	143
54	14	37	20	HH5437	647	748	820	891	20.0	122	134
48	14	37	20	HH4837	618	708	744	807	18.0	111	121
42	14	37	20	HH4237	596	679	727	782	16.0	101	110

S SPECIFY

O OPTION

T - - - / - / -

S Series: L or M [see specifications p.58](#).

Code: Consult the above product code list.

Surface: Take Off finishes, [see p.108, section 1](#).

Edge: Take Off finishes, [see p.108, section 2](#).

Base / Fronts (laminated): Take Off finishes, [see p.109, section 4](#).

O Lock: Noki electronic lock (L), key lock (LS) or keyed-alike (LSK), options, add \$132, [see p.62](#).

Specify code **LSK01** to the components in the first workstation; **LSK02** to the components in the second workstation, and so on to identify the keyed-alike products.

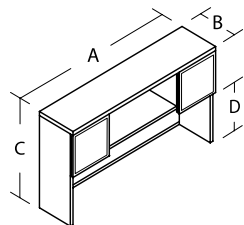
Hutches with central opening and hinged doors ("contemporary" laminate alum. frame or h-gloss white interior panel)

Hutch with central opening, hinged doors ("Contemporary" aluminum frame with laminate or H-Gloss White interior panel) and laminate sides. Hutch is equipped with a horizontal grommet at base and a round grommet (black) for fluorescent task light cabling.

A horizontal pigeonhole unit can be ordered separately, [see p.C65](#).

Do not install this hutch on a panel-attached surface, unless the surface is supported by floor supports.

No lock.



Code		L Lima 1"		M Mike 1 1/2"							
Dimensions				Doors		Price		Price		Spec.	
A	B	C	D	Laminate	H-Gloss white	T.F.L.	H.P.L.	T.F.L.	H.P.L.	Cu.Ft.	lb (L) lb (M)
43" H.											
72	14	43	26	HHM7243	HHL7243	1453	1585	1605	1702	31.0	173 189
66	14	43	26	HHM6643	HHL6643	1406	1527	1585	1674	28.0	163 177
60	14	43	26	HHM6043	HHL6043	1356	1469	1502	1582	26.0	152 166
54	14	43	26	HHM5443	HHL5443	1293	1394	1465	1537	23.0	144 156
48	14	43	26	HHM4843	HHL4843	1262	1352	1386	1450	21.0	132 143
42	14	43	26	HHM4243	HHL4243	1238	1320	1368	1425	18.0	122 131
37" H.											
72	14	37	20	HHM7237	HHL7237	1397	1529	1548	1646	27.0	149 165
66	14	37	20	HHM6637	HHL6637	1352	1473	1531	1620	25.0	139 154
60	14	37	20	HHM6037	HHL6037	1307	1418	1451	1531	22.0	130 143
54	14	37	20	HHM5437	HHL5437	1245	1346	1418	1489	20.0	122 134
48	14	37	20	HHM4837	HHL4837	1217	1307	1342	1406	18.0	111 121
42	14	37	20	HHM4237	HHL4237	1195	1277	1326	1381	16.0	101 110

S SPECIFY

Series Code Surface Edge Base Fronts

T - - - / - -

- S Series:** L or M [see specifications p.58](#).
- Code:** Consult the above product code list.
- Surface:** Take Off finishes, [see p.108, section 1](#).
- Edge:** Take Off finishes, [see p.108, section 2](#).
- Base / Fronts (laminate):** Take Off finishes, [see p.109, section 4](#).

Hutches with central opening and hinged doors ("contemporary" aluminum frame with acrylic interior panel)

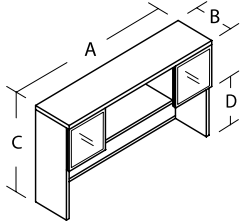
Hutch with central opening, hinged doors ("Contemporary" aluminum frame with frosted acrylic interior panel) and laminate sides.

Hutch is equipped with a horizontal grommet at base and a round grommet (black) for fluorescent task light cabling.

A horizontal pigeonhole unit can be ordered separately, [see p.C65](#).

Do not install this hutch on a panel-attached surface, unless the surface is supported by floor supports.

No lock.



					L Lima 1"		M Mike 1 1/2"				
Dimensions					Price		Price		Spec.		
A	B	C	D	Code	T.F.L.	H.P.L.	T.F.L.	H.P.L.	Cu.Ft.	lb (L)	lb (M)
43" H.											
72	14	43	26	HHGiC7243	1390	1522	1542	1639	31.0	173	189
66	14	43	26	HHGiC6643	1343	1464	1522	1612	28.0	163	177
60	14	43	26	HHGiC6043	1294	1406	1439	1519	26.0	152	166
54	14	43	26	HHGiC5443	1230	1331	1403	1474	23.0	144	156
48	14	43	26	HHGiC4843	1199	1289	1323	1387	21.0	132	143
42	14	43	26	HHGiC4243	1175	1257	1306	1362	18.0	122	131
37" H.											
72	14	37	20	HHGiC7237	1334	1466	1485	1583	27.0	149	165
66	14	37	20	HHGiC6637	1289	1410	1469	1558	25.0	139	154
60	14	37	20	HHGiC6037	1244	1355	1388	1469	22.0	130	143
54	14	37	20	HHGiC5437	1183	1284	1355	1427	20.0	122	134
48	14	37	20	HHGiC4837	1154	1244	1279	1343	18.0	111	121
42	14	37	20	HHGiC4237	1132	1214	1263	1318	16.0	101	110

S SPECIFY

Series Code Surface Edge Base
T - - - / -

S Series: L or M [see specifications p.58](#).

Code: Consult the above product code list.

Surface: Take Off finishes, [see p.108, section 1](#).

Edge: Take Off finishes, [see p.108, section 2](#).

Base: Take Off finishes, [see p.109, section 4](#).

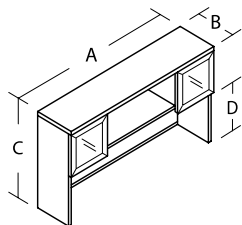
Hutches with central opening and hinged doors (“traditional” aluminum frame with acrylic interior panel)

Hutch with central opening, hinged doors ("Traditional" aluminum frame with frosted acrylic interior panel) and laminate sides. Hutch is equipped with a horizontal grommet at base and a round grommet (black) for fluorescent task light cabling.

A horizontal pigeonhole unit can be ordered separately, [see p.C65](#).

Do not install this hutch on a panel-attached surface, unless the surface is supported by floor supports.

No lock.



					L Lima 1"	M Mike 1 1/2"					
Dimensions					Price		Price		Spec.		
A	B	C	D	Code	T.F.L.	H.P.L.	T.F.L.	H.P.L.	Cu.Ft.	lb (L)	lb (M)
43" H.											
72	14	43	26	HHGiA7243	1327	1459	1478	1575	31.0	173	189
66	14	43	26	HHGiA6643	1279	1400	1459	1548	28.0	163	177
60	14	43	26	HHGiA6043	1231	1342	1375	1455	26.0	152	166
54	14	43	26	HHGiA5443	1166	1267	1339	1411	23.0	144	156
48	14	43	26	HHGiA4843	1135	1225	1260	1323	21.0	132	143
42	14	43	26	HHGiA4243	1112	1194	1242	1298	18.0	122	131
37" H.											
72	14	37	20	HHGiA7237	1271	1403	1421	1519	27.0	149	165
66	14	37	20	HHGiA6637	1225	1346	1405	1494	25.0	139	154
60	14	37	20	HHGiA6037	1180	1291	1324	1405	22.0	130	143
54	14	37	20	HHGiA5437	1119	1220	1291	1363	20.0	122	134
48	14	37	20	HHGiA4837	1090	1180	1216	1279	18.0	111	121
42	14	37	20	HHGiA4237	1068	1151	1199	1254	16.0	101	110

S SPECIFY

Series Code Surface Edge Base

T - - - / -

- S Series:** L or M [see specifications p.58](#).
- Code:** Consult the above product code list.
- Surface:** Take Off finishes, [see p.108, section 1](#).
- Edge:** Take Off finishes, [see p.108, section 2](#).
- Base:** Take Off finishes, [see p.109, section 4](#).

Hutches with flipper door(s)

Hutch with flipper door(s) and laminate sides.

Available with the standard closing mechanism or with the "Easy-Down" option allowing soft closing of the door(s).

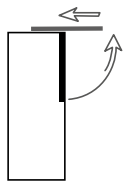
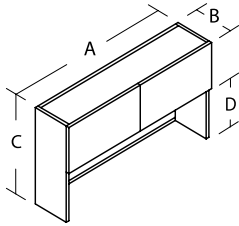
Hutch is equipped with a horizontal grommet at base and a round grommet (black) for fluorescent task light cabling.

A horizontal pigeonhole unit can be ordered separately, [see p.C65](#).

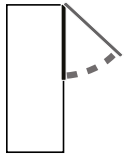
Do not install this hutch on a panel-attached surface, unless the surface is supported by floor supports.

Striped or fluted edge not available.

Noki lock and key lock not included, available as an option.



FLIPPER DOOR



"EASY DOWN"

Dimensions					Code	Price	Price	Spec.	
A	B	C	D	E		Standard (TD)	Easy-down (DW)	Cu.Ft.	lb
43" H.									
72	14	43	26	2	HF7243	1287	1393	30.8	197
66	14	43	26	2	HF6643	1088	1194	28.3	184
60	14	43	26	2	HF6043	1051	1156	25.8	172
54	14	43	26	2	HF5443	1008	1113	23.3	159
48	14	43	26	2	HF4843	958	1064	20.8	146
42	14	43	26	1	HF4243	827	880	18.3	133
36	14	43	26	1	HF3643	800	853	15.8	120
30	14	43	26	1	HF3043	695	748	13.3	108
24	14	43	26	1	HF2443	623	675	10.8	95
37" H.									
72	14	37	20	2	HF7237	1231	1337	26.9	173
66	14	37	20	2	HF6637	1035	1141	24.7	161
60	14	37	20	2	HF6037	1000	1106	22.5	149
54	14	37	20	2	HF5437	959	1065	20.3	137
48	14	37	20	2	HF4837	914	1020	18.1	125
42	14	37	20	1	HF4237	783	836	16.0	112
36	14	37	20	1	HF3637	760	813	13.8	100
30	14	37	20	1	HF3037	658	711	11.6	88
24	14	37	20	1	HF2437	589	641	9.4	76

E: Number of doors

S SPECIFY

O OPTION

Series Code Mechan. Base Fronts Lock
 T - - - / -

S Code: Consult the above product code list.

Mechanism: Specify door mechanism: Standard (TD) or with "Easy-down" soft-closing system (DW).

Base: Take Off finishes, [see p.109, section 3](#)

Fronts: Take Off finishes, [see p.109, section 4](#).

O Lock: Noki electronic lock (L), key lock (LS) or keyed-alike (LSK), add \$66 per door, [see p.62](#).

Specify code **LSK01** to the components in the first workstation; **LSK02** to the components in the second workstation, and so on to identify the keyed-alike products.

Hutches with pivot-lift door(s)

Hutch with pivot-lift door(s) and laminate sides. Doors equipped with a soft-close piston system.

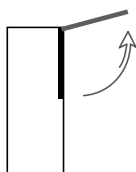
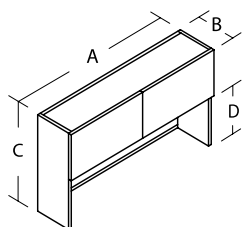
Hutch is equipped with a horizontal grommet at base and a round grommet (black) for fluorescent task light cabling.

A horizontal pigeonhole unit can be ordered separately, [see p.C65](#).

Do not install this hutch on a panel-attached surface, unless the surface is supported by floor supports.

Striped or fluted edge not available.

Noki lock and key lock not included, available as an option.



**PIVOT-LIFT
DOOR**

Dimensions					Price	Spec.		
A	B	C	D	E	Code	T.F.L.	Cu.Ft.	lb
43" H.								
72	14	43	26	2	HU7243	1593	30.8	197
66	14	43	26	2	HU6643	1394	28.3	184
60	14	43	26	2	HU6043	1356	25.8	172
54	14	43	26	2	HU5443	1313	23.3	159
48	14	43	26	2	HU4843	1264	20.8	146
42	14	43	26	1	HU4243	980	18.3	133
36	14	43	26	1	HU3643	953	15.8	120
30	14	43	26	1	HU3043	848	13.3	108
24	14	43	26	1	HU2443	776	10.8	95
37" H.								
72	14	37	20	2	HU7237	1537	26.9	173
66	14	37	20	2	HU6637	1341	24.7	161
60	14	37	20	2	HU6037	1306	22.5	149
54	14	37	20	2	HU5437	1265	20.3	137
48	14	37	20	2	HU4837	1220	18.1	125
42	14	37	20	1	HU4237	936	16.0	112
36	14	37	20	1	HU3637	913	13.8	100
30	14	37	20	1	HU3037	811	11.6	88
24	14	37	20	1	HU2437	741	9.4	76

E: Number of doors

S SPECIFY

O OPTION

Series Code Base Fronts Lock
 T - - - / -

S Code: Consult the above product code list.

Base: Take Off finishes, [see p.109, section 3](#).

Fronts: Take Off finishes, [see p.109, section 4](#).

O Lock: Noki electronic lock (L), key lock (LS) or keyed-alike (LSK), options, add \$66 per door, [see p.62](#).

Specify code **LSK01** to the components in the first workstation; **LSK02** to the components in the second workstation, and so on to identify the keyed-alike products.

Hutches with pivot-lift door(s) ("contemporary" laminate alum. frame or h-gloss white interior panel)

Hutch with pivot-lift door(s) ("Contemporary" aluminum frame with laminate or H-Gloss White interior panel) and laminate sides.

Doors equipped with a soft-close piston system.

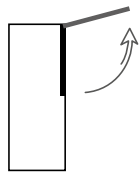
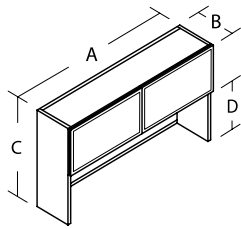
Hutch is equipped with a horizontal grommet at base and a round grommet (black) for fluorescent task light cabling.

A horizontal pigeonhole unit can be ordered separately, [see p.C65](#).

Do not install this hutch on a panel-attached surface, unless the surface is supported by floor supports.

Striped or fluted edge not available.

No lock.



**PIVOT-LIFT
DOOR**

					Code			
Dimensions					Doors		Price	Spec.
A	B	C	D	E	Laminate	H-Gloss white	T.F.L.	Cu.Ft. lb
43" H.								
72	14	43	26	2	HUM7243	HUL7243	2508	30.8 197
66	14	43	26	2	HUM6643	HUL6643	2309	28.3 184
60	14	43	26	2	HUM6043	HUL6043	2272	25.8 172
54	14	43	26	2	HUM5443	HUL5443	2229	23.3 159
48	14	43	26	2	HUM4843	HUL4843	2179	20.8 146
42	14	43	26	1	HUM4243	HUL4243	1438	18.3 133
36	14	43	26	1	HUM3643	HUL3643	1410	15.8 120
30	14	43	26	1	HUM3043	HUL3043	1306	13.3 108
24	14	43	26	1	HUM2443	HUL2443	1233	10.8 95
37" H.								
72	14	37	20	2	HUM7237	HUL7237	2452	26.9 173
66	14	37	20	2	HUM6637	HUL6637	2256	24.7 161
60	14	37	20	2	HUM6037	HUL6037	2221	22.5 149
54	14	37	20	2	HUM5437	HUL5437	2180	20.3 137
48	14	37	20	2	HUM4837	HUL4837	2135	18.1 125
42	14	37	20	1	HUM4237	HUL4237	1394	16.0 112
36	14	37	20	1	HUM3637	HUL3637	1371	13.8 100
30	14	37	20	1	HUM3037	HUL3037	1268	11.6 88
24	14	37	20	1	HUM2437	HUL2437	1199	9.4 76

E: Number of doors

S SPECIFY

Series Code Base Fronts
T - - - /

S Code: Consult the above product code list.

Base: Take Off finishes, [see p.109, section 3](#).

Fronts (laminate): Take Off finishes, [see p.109, section 4](#).

Hutches with pivot-lift door(s) ("contemporary" aluminum frame with acrylic interior panel)

Hutch with pivot-lift door(s) ("Contemporary" aluminum frame with frosted acrylic interior panel) and laminate sides.

Doors equipped with a soft-close piston system.

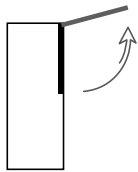
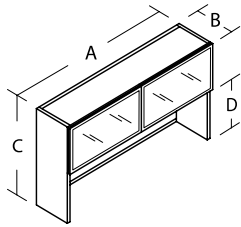
Hutch is equipped with a horizontal grommet at base and a round grommet (black) for fluorescent task light cabling.

A horizontal pigeonhole unit can be ordered separately, [see p.C65](#).

Do not install this hutch on a panel-attached surface, unless the surface is supported by floor supports.

Striped or fluted edge not available.

No lock.



**PIVOT-LIFT
DOOR**

Dimensions						Price	Spec.	
A	B	C	D	E	Code	T.F.L.	Cu.Ft.	lb
43" H.								
72	14	43	26	2	HUGiC7243	2368	30.8	197
66	14	43	26	2	HUGiC6643	2169	28.3	184
60	14	43	26	2	HUGiC6043	2132	25.8	172
54	14	43	26	2	HUGiC5443	2089	23.3	159
48	14	43	26	2	HUGiC4843	2039	20.8	146
42	14	43	26	1	HUGiC4243	1368	18.3	133
36	14	43	26	1	HUGiC3643	1341	15.8	120
30	14	43	26	1	HUGiC3043	1236	13.3	108
24	14	43	26	1	HUGiC2443	1164	10.8	95
37" H.								
72	14	37	20	2	HUGiC7237	2312	26.9	173
66	14	37	20	2	HUGiC6637	2116	24.7	161
60	14	37	20	2	HUGiC6037	2081	22.5	149
54	14	37	20	2	HUGiC5437	2041	20.3	137
48	14	37	20	2	HUGiC4837	1995	18.1	125
42	14	37	20	1	HUGiC4237	1324	16.0	112
36	14	37	20	1	HUGiC3637	1301	13.8	100
30	14	37	20	1	HUGiC3037	1199	11.6	88
24	14	37	20	1	HUGiC2437	1130	9.4	76

E: Number of doors

S SPECIFY

Series Code Base
T - - -

S Code: Consult the above product code list.
Base: Take Off finishes, [see p.109, section 3](#).

Hutches with pivot-lift door(s) ("traditional" aluminum frame with acrylic interior panel)

Hutch with pivot-lift door(s) ("Traditional" aluminum frame with frosted acrylic interior panel) and laminate sides.

Doors equipped with a soft-close piston system.

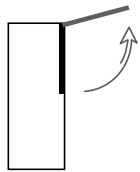
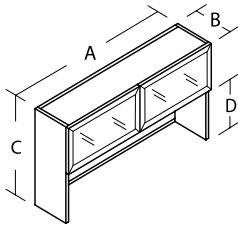
Hutch is equipped with a horizontal grommet at base and a round grommet (black) for fluorescent task light cabling.

A horizontal pigeonhole unit can be ordered separately, [see p.C65](#).

Do not install this hutch on a panel-attached surface, unless the surface is supported by floor supports.

Striped or fluted edge not available.

No lock.



**PIVOT-LIFT
DOOR**

Dimensions					Price	Spec.		
A	B	C	D	E	Code	T.F.L.	Cu.Ft.	lb
43" H.								
72	14	43	26	2	HUGiA7243	2111	30.8	197
66	14	43	26	2	HUGiA6643	1912	28.3	184
60	14	43	26	2	HUGiA6043	1874	25.8	172
54	14	43	26	2	HUGiA5443	1832	23.3	159
48	14	43	26	2	HUGiA4843	1782	20.8	146
42	14	43	26	1	HUGiA4243	1240	18.3	133
36	14	43	26	1	HUGiA3643	1212	15.8	120
30	14	43	26	1	HUGiA3043	1108	13.3	108
24	14	43	26	1	HUGiA2443	1035	10.8	95
37" H.								
72	14	37	20	2	HUGiA7237	2055	26.9	173
66	14	37	20	2	HUGiA6637	1859	24.7	161
60	14	37	20	2	HUGiA6037	1824	22.5	149
54	14	37	20	2	HUGiA5437	1783	20.3	137
48	14	37	20	2	HUGiA4837	1738	18.1	125
42	14	37	20	1	HUGiA4237	1196	16.0	112
36	14	37	20	1	HUGiA3637	1173	13.8	100
30	14	37	20	1	HUGiA3037	1070	11.6	88
24	14	37	20	1	HUGiA2437	1001	9.4	76

E: Number of doors

S SPECIFY

Series Code Base
T - - -

S Code: Consult the above product code list.
Base: Take Off finishes, [see p.109, section 3](#).

Open hutches

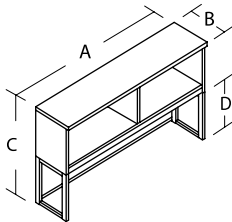
Open hutch with metal legs.

Hutches 54" and longer have a central divider.

Hutch is equipped with a horizontal grommet at base and a round grommet (black) for fluorescent task light cabling.

Do not install this hutch on a panel-attached surface, unless the surface is supported by floor supports.

Cannot accommodate a horizontal pigeonhole unit.



					S Sierra 1"	T Tango 1 1/2"						
Dimensions					Price		Price		Spec.			
A	B	C	D	Code	T.F.L.	H.P.L.	T.F.L.	H.P.L.	Cu.Ft.	lb (S)	lb (T)	
43" H.												
84	14	43	26	HO8443	1318	1474	—	1660	35.8	198	207	
78	14	43	26	HO7843	1211	1359	—	1403	33.3	185	193	
72	14	43	26	HO7243	1134	1269	1216	1320	30.8	166	182	
66	14	43	26	HO6643	1089	1216	1168	1265	28.3	156	170	
60	14	43	26	HO6043	1041	1155	1122	1209	25.8	145	159	
54	14	43	26	HO5443	975	1079	1053	1131	23.3	137	149	
48	14	43	26	HO4843	909	1001	981	1051	20.8	125	136	
42	14	43	26	HO4243	865	946	939	1000	18.3	115	124	
36	14	43	26	HO3643	813	883	884	936	15.8	105	113	
30	14	43	26	HO3043	766	828	837	881	13.3	95	101	
24	14	43	26	HO2443	719	770	784	818	10.8	84	90	
37" H.												
84	14	37	20	HO8437	1202	1359	—	1548	29.8	173	181	
78	14	37	20	HO7837	1146	1294	—	1340	27.7	161	169	
72	14	37	20	HO7237	1073	1208	1155	1261	25.6	142	158	
66	14	37	20	HO6637	1031	1157	1113	1209	23.6	132	147	
60	14	37	20	HO6037	986	1100	1069	1155	21.5	123	136	
54	14	37	20	HO5437	923	1027	1002	1080	19.9	115	127	
48	14	37	20	HO4837	860	952	935	1004	17.3	104	114	
42	14	37	20	HO4237	818	900	894	954	15.2	94	103	
36	14	37	20	HO3637	769	839	840	893	13.2	85	92	
30	14	37	20	HO3037	727	788	798	842	11.1	75	82	
24	14	37	20	HO2437	683	733	748	783	9.0	65	71	

S SPECIFY

Series Code Surface Edge Base Metal

T - - - / - -

S Series: S or T see specifications p.58.

Code: Consult the above product code list.

Surface: Take Off finishes, see p.108, section 1.

Edge: Take Off finishes, see p.108, section 2.

Base: Take Off finishes, see p.109, section 4.

Metal: Specify the finish: Black (3067), Charcoal (3064), Silver (3090) or Polar White (3002).

Hutches with hinged doors

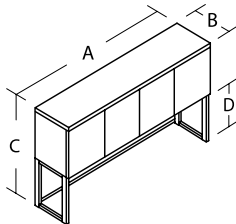
Hutch with hinged doors and metal legs.

Hutch is equipped with a horizontal grommet at base and a round grommet (black) for fluorescent task light cabling.

Do not install this hutch on a panel-attached surface, unless the surface is supported by floor supports.

Cannot accommodate a horizontal pigeonhole unit.

Noki lock and key lock not included, available as an option.



							S Sierra 1"	T Tango 1 1/2"						
Dimensions							Price		Price		Spec.			
A	B	C	D	E	F	Code	T.F.L.	H.P.L.	T.F.L.	H.P.L.	Cu.Ft.	lb (S)	lb (T)	
43" H.														
84	14	43	26	5	3	HD8443	1617	1781	—	1935	35.8	225	243	
78	14	43	26	5	3	HD7843	1517	1670	—	1822	33.3	210	227	
72	14	43	26	4	2	HD7243	1260	1396	1379	1477	30.8	197	213	
66	14	43	26	4	2	HD6643	1211	1335	1360	1449	28.3	184	199	
60	14	43	26	4	2	HD6043	1159	1275	1276	1357	25.8	172	185	
54	14	43	26	4	2	HD5443	1095	1199	1240	1312	23.3	159	171	
48	14	43	26	3	2	HD4843	1027	1121	1129	1192	20.8	146	156	
42	14	43	26	3	2	HD4243	1003	1088	1111	1167	18.3	133	142	
36	14	43	26	2	1	HD3643	969	1043	1066	1114	15.8	120	128	
30	14	43	26	2	1	HD3043	876	939	997	1036	13.3	108	114	
24	14	43	26	2	1	HD2443	782	833	888	920	10.8	95	100	
37" H.														
84	14	37	20	5	3	HD8437	1507	1670	—	1828	29.0	185	202	
78	14	37	20	5	3	HD7837	1455	1609	—	1762	26.9	173	189	
72	14	37	20	4	2	HD7237	1201	1338	1323	1420	24.7	161	175	
66	14	37	20	4	2	HD6637	1155	1280	1307	1396	22.5	149	162	
60	14	37	20	4	2	HD6037	1108	1222	1227	1307	20.3	137	149	
54	14	37	20	4	2	HD5437	1045	1150	1192	1265	18.1	125	135	
48	14	37	20	3	2	HD4837	981	1075	1085	1148	16.0	112	122	
42	14	37	20	3	2	HD4237	959	1043	1068	1123	13.8	100	108	
36	14	37	20	2	1	HD3637	927	1002	1026	1075	11.6	88	95	
30	14	37	20	2	1	HD3037	838	901	959	1000	9.4	76	81	
24	14	37	20	2	1	HD2437	747	798	854	886	9.4	76	81	

E: Number of doors

F: Number of locks

S SPECIFY

Series Code Surface Edge Base Fronts Metal Lock

T - - - / - - - -

O OPTION

S Series: S or T see specifications p.58.

Code: Consult the above product code list.

Surface: Take Off finishes, see p.108, section 1.

Edge: Take Off finishes, see p.108, section 2.

Base / Fronts: Take Off finishes, see p.109, section 4.

Metal: Specify the finish: Black (3067), Charcoal (3064), Silver (3090) or Polar White (3002).

O Lock: Noki electronic lock (L), key lock (LS) or keyed-alike (LSK), options, add \$66 per lock, see p.62.

Specify code LSK01 to the components in the first workstation; LSK02 to the components in the second workstation, and so on to identify the keyed-alike products.

Hutches with hinged doors ("contemporary" laminate alum. frame or h-gloss white interior panel)

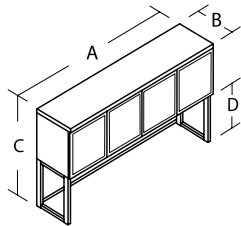
Hutch with hinged doors ("Contemporary" aluminum frame with laminate or H-Gloss White interior panel) and metal legs.

Hutch is equipped with a horizontal grommet at base and a round grommet (black) for fluorescent task light cabling.

Do not install this hutch on a panel-attached surface, unless the surface is supported by floor supports.

Cannot accommodate a horizontal pigeonhole unit.

No lock.



Code		S Sierra 1"		T Tango 1 1/2"									
Dimensions		Doors		Price		Price		Spec.					
A	B	C	D	E	Laminate	H-Gloss white	T.F.L.	H.P.L.	T.F.L.	H.P.L.	Cu.Ft.	lb (S)	lb (T)
43" H.													
84	14	43	26	5	HDM8443	HDL8443	3114	3278	—	3432	35.8	225	243
78	14	43	26	5	HDM7843	HDL7843	3014	3167	—	3319	33.3	210	227
72	14	43	26	4	HDM7243	HDL7243	2457	2594	2577	2675	30.8	197	213
66	14	43	26	4	HDM6643	HDL6643	2409	2533	2558	2647	28.3	184	199
60	14	43	26	4	HDM6043	HDL6043	2357	2473	2474	2555	25.8	172	185
54	14	43	26	4	HDM5443	HDL5443	2292	2397	2438	2510	23.3	159	171
48	14	43	26	3	HDM4843	HDL4843	1926	2020	2027	2091	20.8	146	156
42	14	43	26	3	HDM4243	HDL4243	1902	1987	2010	2066	18.3	133	142
36	14	43	26	2	HDM3643	HDL3643	1569	1642	1665	1714	15.8	120	128
30	14	43	26	2	HDM3043	HDL3043	1475	1539	1596	1636	13.3	108	114
24	14	43	26	2	HDM2443	HDL2443	1382	1432	1487	1519	10.8	95	100
37" H.													
84	14	37	20	5	HDM8437	HDL8437	3004	3167	—	3325	29.0	185	202
78	14	37	20	5	HDM7837	HDL7837	2952	3106	—	3259	26.9	173	189
72	14	37	20	4	HDM7237	HDL7237	2399	2536	2521	2618	24.7	161	175
66	14	37	20	4	HDM6637	HDL6637	2353	2478	2505	2594	22.5	149	162
60	14	37	20	4	HDM6037	HDL6037	2306	2420	2424	2505	20.3	137	149
54	14	37	20	4	HDM5437	HDL5437	2243	2347	2390	2463	18.1	125	135
48	14	37	20	3	HDM4837	HDL4837	1880	1973	1983	2047	16.0	112	122
42	14	37	20	3	HDM4237	HDL4237	1858	1942	1967	2022	13.8	100	108
36	14	37	20	2	HDM3637	HDL3637	1527	1602	1626	1674	11.6	88	95
30	14	37	20	2	HDM3037	HDL3037	1438	1500	1559	1599	9.4	76	81
24	14	37	20	2	HDM2437	HDL2437	1346	1397	1453	1485	9.4	76	81

E: Number of doors

S SPECIFY

Series Code Surface Edge Base Fronts Metal

T - - - / - / -

S Series: S or T see specifications p.58.

Code: Consult the above product code list.

Surface: Take Off finishes, see p.108, section 1.

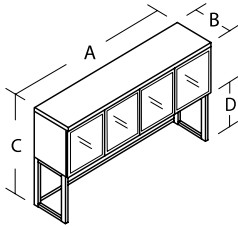
Edge: Take Off finishes, see p.108, section 2.

Base / Fronts (laminate): Take Off finishes, see p.109, section 4.

Metal: Specify the finish: Black (3067), Charcoal (3064), Silver (3090) or Polar White (3002).

Hutches with hinged doors ("contemporary" aluminum frame with acrylic interior panel)

Hutch with hinged doors ("Contemporary" aluminum frame with frosted acrylic interior panel) and metal legs.
 Hutch is equipped with a horizontal grommet at base and a round grommet (black) for fluorescent task light cabling.
 Do not install this hutch on a panel-attached surface, unless the surface is supported by floor supports.
 Cannot accommodate a horizontal pigeonhole unit.
 No lock.



						S Sierra 1"		T Tango 1 1/2"				
Dimensions						Price		Price		Spec.		
A	B	C	D	E	Code	T.F.L.	H.P.L.	T.F.L.	H.P.L.	Cu.Ft.	lb (S)	lb (T)
43" H.												
84	14	43	26	5	HDGiC8443	2956	3120	—	3274	35.8	225	243
78	14	43	26	5	HDGiC7843	2856	3009	—	3160	33.3	210	227
72	14	43	26	4	HDGiC7243	2331	2467	2451	2549	30.8	197	213
66	14	43	26	4	HDGiC6643	2283	2407	2431	2520	28.3	184	199
60	14	43	26	4	HDGiC6043	2231	2346	2347	2429	25.8	172	185
54	14	43	26	4	HDGiC5443	2166	2270	2311	2384	23.3	159	171
48	14	43	26	3	HDGiC4843	1832	1925	1933	1997	20.8	146	156
42	14	43	26	3	HDGiC4243	1807	1892	1915	1971	18.3	133	142
36	14	43	26	2	HDGiC3643	1505	1579	1602	1650	15.8	120	128
30	14	43	26	2	HDGiC3043	1411	1475	1532	1572	13.3	108	114
24	14	43	26	2	HDGiC2443	1318	1368	1423	1455	10.8	95	100
37" H.												
84	14	37	20	5	HDGiC8437	2846	3009	—	3167	29.0	185	202
78	14	37	20	5	HDGiC7837	2794	2948	—	3101	26.9	173	189
72	14	37	20	4	HDGiC7237	2273	2409	2395	2492	24.7	161	175
66	14	37	20	4	HDGiC6637	2226	2352	2378	2467	22.5	149	162
60	14	37	20	4	HDGiC6037	2179	2294	2298	2378	20.3	137	149
54	14	37	20	4	HDGiC5437	2116	2221	2264	2336	18.1	125	135
48	14	37	20	3	HDGiC4837	1785	1879	1889	1953	16.0	112	122
42	14	37	20	3	HDGiC4237	1763	1847	1872	1927	13.8	100	108
36	14	37	20	2	HDGiC3637	1463	1538	1562	1610	11.6	88	95
30	14	37	20	2	HDGiC3037	1374	1437	1495	1536	9.4	76	81
24	14	37	20	2	HDGiC2437	1283	1333	1389	1421	9.4	76	81

E: Number of doors

S SPECIFY

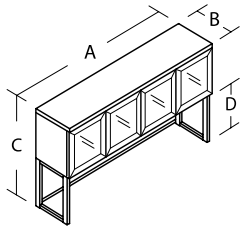
Series Code Surface Edge Base Metal

T - - - / - -

- S Series:** S or T see specifications p.58.
- Code:** Consult the above product code list.
- Surface:** Take Off finishes, see p.108, section 1.
- Edge:** Take Off finishes, see p.108, section 2.
- Base:** Take Off finishes, see p.109, section 4.
- Metal:** Specify the finish: Black (3067), Charcoal (3064), Silver (3090) or Polar White (3002).

Hutches with hinged doors (“traditional” aluminum frame with acrylic interior panel)

Hutch with hinged doors ("Traditional" aluminum frame with frosted acrylic interior panel) and metal legs.
 Hutch is equipped with a horizontal grommet at base and a round grommet (black) for fluorescent task light cabling.
 Do not install this hutch on a panel-attached surface, unless the surface is supported by floor supports.
 No lock.
 Cannot accommodate a horizontal pigeonhole unit.



						S Sierra 1"		T Tango 1 1/2"			
Dimensions						Price		Price		Spec.	
A	B	C	D	E	Code	T.F.L.	H.P.L.	T.F.L.	H.P.L.	Cu.Ft.	lb (S) lb (T)
43" H.											
84	14	43	26	5	HDGiA8443	2753	2913	—	3114	35.8	225 243
78	14	43	26	5	HDGiA7843	2658	2806	—	3002	33.3	210 227
72	14	43	26	4	HDGiA7243	2173	2305	2324	2421	30.8	197 213
66	14	43	26	4	HDGiA6643	2125	2246	2305	2393	28.3	184 199
60	14	43	26	4	HDGiA6043	2076	2187	2221	2301	25.8	172 185
54	14	43	26	4	HDGiA5443	2012	2113	2184	2256	23.3	159 171
48	14	43	26	3	HDGiA4843	1712	1802	1837	1901	20.8	146 156
42	14	43	26	3	HDGiA4243	1689	1770	1819	1874	18.3	133 142
36	14	43	26	2	HDGiA3643	1419	1491	1538	1587	15.8	120 128
30	14	43	26	2	HDGiA3043	1329	1390	1469	1508	13.3	108 114
24	14	43	26	2	HDGiA2443	1239	1287	1360	1392	10.8	95 100
37" H.											
84	14	37	20	5	HDGiA8437	2648	2806	—	3009	29.0	185 202
78	14	37	20	5	HDGiA7837	2598	2747	—	2943	26.9	173 189
72	14	37	20	4	HDGiA7237	2115	2247	2267	2365	24.7	161 175
66	14	37	20	4	HDGiA6637	2071	2192	2251	2340	22.5	149 162
60	14	37	20	4	HDGiA6037	2025	2136	2170	2251	20.3	137 149
54	14	37	20	4	HDGiA5437	1965	2066	2136	2209	18.1	125 135
48	14	37	20	3	HDGiA4837	1668	1758	1792	1856	16.0	112 122
42	14	37	20	3	HDGiA4237	1645	1727	1775	1832	13.8	100 108
36	14	37	20	2	HDGiA3637	1378	1451	1498	1547	11.6	88 95
30	14	37	20	2	HDGiA3037	1293	1353	1431	1472	9.4	76 81
24	14	37	20	2	HDGiA2437	1205	1253	1326	1357	9.4	76 81

E: Number of doors

S SPECIFY

Series Code Surface Edge Base Metal
 T - - - / - -

S Series: S or T see specifications p.58.

Code: Consult the above product code list.

Surface: Take Off finishes, see p.108, section 1.

Edge: Take Off finishes, see p.108, section 2.

Base: Take Off finishes, see p.109, section 4.

Metal: Specify the finish: Black (3067), Charcoal (3064), Silver (3090) or Polar White (3002).

Hutches with central opening and hinged doors

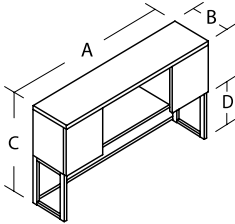
Hutch with central opening, hinged doors and metal legs.

Hutch is equipped with a horizontal grommet at base and a round grommet (black) for fluorescent task light cabling.

Do not install this hutch on a panel-attached surface, unless the surface is supported by floor supports.

Noki lock and key lock not included, available as an option.

Cannot accommodate a horizontal pigeonhole unit.



					S Sierra 1"		T Tango 1 1/2"				
Dimensions					Price		Price		Spec.		
A	B	C	D	Code	T.F.L.	H.P.L.	T.F.L.	H.P.L.	Cu.Ft.	lb (S)	lb (T)
43" H.											
72	14	43	26	HH7243	1163	1295	1315	1411	31.0	173	189
66	14	43	26	HH6643	1115	1236	1295	1384	28.0	163	177
60	14	43	26	HH6043	1066	1178	1211	1291	26.0	152	166
54	14	43	26	HH5443	1002	1103	1175	1246	23.0	144	156
48	14	43	26	HH4843	971	1062	1096	1159	21.0	132	143
42	14	43	26	HH4243	947	1030	1078	1134	18.0	122	131
37" H.											
72	14	37	20	HH7237	1107	1239	1257	1355	27.0	149	165
66	14	37	20	HH6637	1062	1183	1241	1330	25.0	139	154
60	14	37	20	HH6037	1016	1128	1161	1241	22.0	130	143
54	14	37	20	HH5437	955	1056	1128	1199	20.0	122	134
48	14	37	20	HH4837	926	1016	1052	1115	18.0	111	121
42	14	37	20	HH4237	904	987	1035	1090	16.0	101	110

S SPECIFY

O OPTION

Series Code Surface Edge Base Fronts Metal Lock

T - - - / - / - -

S Series: S or T see specifications p.58.

Code: Consult the above product code list.

Surface: Take Off finishes, see p.108, section 1.

Edge: Take Off finishes, see p.108, section 2.

Base / Fronts (laminated): Take Off finishes, see p.109, section 4.

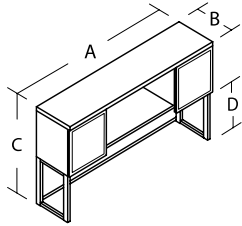
Metal: Specify the finish: Black (3067), Charcoal (3064), Silver (3090) or Polar White (3002).

O Lock: Noki electronic lock (L), key lock (LS) or keyed-alike (LSK), options, add \$132, see p.62.

Specify code LSK01 to the components in the first workstation; LSK02 to the components in the second workstation, and so on to identify the keyed-alike products.

Hutches with central opening and hinged doors ("contemporary" laminate alum. frame or h-gloss white interior panel)

Hutch with central opening, hinged doors ("Contemporary" aluminum frame with laminate or H-Gloss White interior panel) and metal legs. Hutch is equipped with a horizontal grommet at base and a round grommet (black) for fluorescent task light cabling. Do not install this hutch on a panel-attached surface, unless the surface is supported by floor supports. Cannot accommodate a horizontal pigeonhole unit. No lock.



Code		S Sierra 1"		T Tango 1 1/2"								
Dimensions				Doors		Price		Price		Spec.		
A	B	C	D	Laminate	H-Gloss white	T.F.L.	H.P.L.	T.F.L.	H.P.L.	Cu.Ft.	lb (S)	lb (T)
43" H.												
72	14	43	26	HHM7243	HHL7243	1761	1893	1913	2010	31.0	173	189
66	14	43	26	HHM6643	HHL6643	1714	1835	1893	1982	28.0	163	177
60	14	43	26	HHM6043	HHL6043	1664	1777	1810	1890	26.0	152	166
54	14	43	26	HHM5443	HHL5443	1601	1702	1773	1845	23.0	144	156
48	14	43	26	HHM4843	HHL4843	1570	1660	1694	1758	21.0	132	143
42	14	43	26	HHM4243	HHL4243	1546	1628	1676	1733	18.0	122	131
37" H.												
72	14	37	20	HHM7237	HHL7237	1705	1837	1856	1954	27.0	149	165
66	14	37	20	HHM6637	HHL6637	1660	1781	1839	1928	25.0	139	154
60	14	37	20	HHM6037	HHL6037	1615	1726	1759	1839	22.0	130	143
54	14	37	20	HHM5437	HHL5437	1553	1654	1726	1797	20.0	122	134
48	14	37	20	HHM4837	HHL4837	1525	1615	1650	1714	18.0	111	121
42	14	37	20	HHM4237	HHL4237	1503	1585	1634	1689	16.0	101	110

S SPECIFY

Series Code Surface Edge Base Fronts Metal

T - - - / - / -

- S Series:** S or T see specifications p.58.
- Code:** Consult the above product code list.
- Surface:** Take Off finishes, see p.108, section 1.
- Edge:** Take Off finishes, see p.108, section 2.
- Base / Fronts (laminate):** Take Off finishes, see p.109, section 4.
- Metal:** Specify the finish: Black (3067), Charcoal (3064), Silver (3090) or Polar White (3002).

Hutches with central opening and hinged doors ("contemporary" aluminum frame with acrylic interior panel)

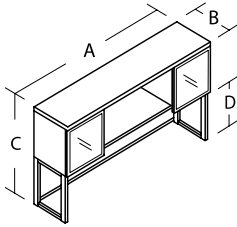
Hutch with central opening, hinged doors ("Contemporary" aluminum frame with laminate or H-Gloss White interior panel) and metal legs.

Hutch is equipped with a horizontal grommet at base and a round grommet (black) for fluorescent task light cabling.

Do not install this hutch on a panel-attached surface, unless the surface is supported by floor supports.

Cannot accommodate a horizontal pigeonhole unit.

No lock.



					S Sierra 1"		T Tango 1 1/2"				
Dimensions					Price		Price		Spec.		
A	B	C	D	Code	T.F.L.	H.P.L.	T.F.L.	H.P.L.	Cu.Ft.	lb (S)	lb (T)
43" H.											
72	14	43	26	HHGiC7243	1698	1830	1850	1947	31.0	173	189
66	14	43	26	HHGiC6643	1651	1772	1830	1920	28.0	163	177
60	14	43	26	HHGiC6043	1602	1714	1747	1827	26.0	152	166
54	14	43	26	HHGiC5443	1538	1639	1711	1782	23.0	144	156
48	14	43	26	HHGiC4843	1507	1597	1631	1695	21.0	132	143
42	14	43	26	HHGiC4243	1483	1565	1614	1670	18.0	122	131
37" H.											
72	14	37	20	HHGiC7237	1642	1774	1793	1891	27.0	149	165
66	14	37	20	HHGiC6637	1597	1718	1777	1866	25.0	139	154
60	14	37	20	HHGiC6037	1552	1663	1696	1777	22.0	130	143
54	14	37	20	HHGiC5437	1491	1592	1663	1735	20.0	122	134
48	14	37	20	HHGiC4837	1462	1552	1587	1651	18.0	111	121
42	14	37	20	HHGiC4237	1440	1522	1571	1626	16.0	101	110

S SPECIFY

Series Code Surface Edge Base Metal
 T - - - / - -

S Series: S or T see specifications p.58.

Code: Consult the above product code list.

Surface: Take Off finishes, see p.108, section 1.

Edge: Take Off finishes, see p.108, section 2.

Base: Take Off finishes, see p.109, section 4.

Metal: Specify the finish: Black (3067), Charcoal (3064), Silver (3090) or Polar White (3002).

Hutches with central opening and hinged doors ("traditional" aluminum frame - acrylic interior panel)

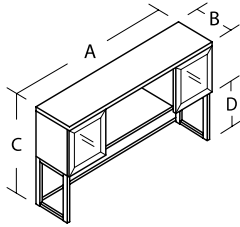
Hutch with central opening, hinged doors ("Traditional" aluminum frame with frosted acrylic interior panel) and metal legs.

Hutch is equipped with a horizontal grommet at base and a round grommet (black) for fluorescent task light cabling.

Do not install this hutch on a panel-attached surface, unless the surface is supported by floor supports.

Cannot accommodate a horizontal pigeonhole unit.

No lock.



					S Sierra 1"	T Tango 1 1/2"					
Dimensions					Price				Spec.		
A	B	C	D	Code	T.F.L.	H.P.L.	T.F.L.	H.P.L.	Cu.Ft.	lb (S)	lb (T)
43" H.											
72	14	43	26	HHGiA7243	1635	1767	1786	1883	31.0	173	189
66	14	43	26	HHGiA6643	1587	1708	1767	1856	28.0	163	177
60	14	43	26	HHGiA6043	1539	1650	1683	1763	26.0	152	166
54	14	43	26	HHGiA5443	1474	1575	1647	1719	23.0	144	156
48	14	43	26	HHGiA4843	1443	1533	1568	1631	21.0	132	143
42	14	43	26	HHGiA4243	1420	1502	1550	1606	18.0	122	131
37" H.											
72	14	37	20	HHGiA7237	1579	1711	1729	1827	27.0	149	165
66	14	37	20	HHGiA6637	1533	1654	1713	1802	25.0	139	154
60	14	37	20	HHGiA6037	1488	1599	1632	1713	22.0	130	143
54	14	37	20	HHGiA5437	1427	1528	1599	1671	20.0	122	134
48	14	37	20	HHGiA4837	1398	1488	1524	1587	18.0	111	121
42	14	37	20	HHGiA4237	1376	1459	1507	1562	16.0	101	110

S SPECIFY

Series Code Surface Edge Base Metal

T - - - / - -

S Series: S or T see specifications p.58.

Code: Consult the above product code list.

Surface: Take Off finishes, see p.108, section 1.

Edge: Take Off finishes, see p.108, section 2.

Base: Take Off finishes, see p.109, section 4.

Metal: Specify the finish: Black (3067), Charcoal (3064), Silver (3090) or Polar White (3002).

Hutches with flipper door(s)

Hutch with flipper door(s) and metal legs.

Available with the standard closing mechanism or with the "Easy-Down" option allowing soft-closing of the door(s).

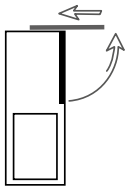
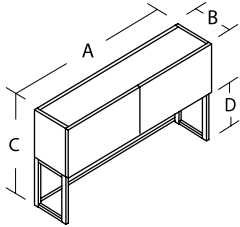
Hutch is equipped with a horizontal grommet at base and a round grommet (black) for fluorescent task light cabling.

Do not install this hutch on a panel-attached surface, unless the surface is supported by floor supports.

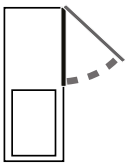
Striped or fluted edge not available.

Cannot accommodate a horizontal pigeonhole unit.

Noki lock and key lock not included, available as an option.



FLIPPER DOOR



"EASY DOWN"

Dimensions					Price	Price	Spec.		
A	B	C	D	E	Code	Standard (TD)	Easy-down (DW)	Cu.Ft.	lb
43" H.									
72	14	43	26	2	HF7243	1595	1539	30.8	197
66	14	43	26	2	HF6643	1396	1343	28.3	184
60	14	43	26	2	HF6043	1359	1308	25.8	172
54	14	43	26	2	HF5443	1316	1267	23.3	159
48	14	43	26	2	HF4843	1266	1222	20.8	146
42	14	43	26	1	HF4243	1135	1091	18.3	133
36	14	43	26	1	HF3643	1108	1068	15.8	120
30	14	43	26	1	HF3043	1003	966	13.3	108
24	14	43	26	1	HF2443	931	897	10.8	95
37" H.									
72	14	37	20	2	HF7237	1539	1645	26.9	173
66	14	37	20	2	HF6637	1343	1449	24.7	161
60	14	37	20	2	HF6037	1308	1414	22.5	149
54	14	37	20	2	HF5437	1267	1373	20.3	137
48	14	37	20	2	HF4837	1222	1328	18.1	125
42	14	37	20	1	HF4237	1091	1144	16.0	112
36	14	37	20	1	HF3637	1068	1121	13.8	100
30	14	37	20	1	HF3037	966	1019	11.6	88
24	14	37	20	1	HF2437	897	949	9.4	76

E: Number of doors

S SPECIFY

O OPTION

T - - - - / - -

S Code: Consult the above product code list.

Mechanism: Specify door mechanism: Standard (TD) or with "Easy-down" soft-closing system (DW).

Base: Take Off finishes, [see p.109, section 3](#)

Fronts: Take Off finishes, [see p.109, section 4](#).

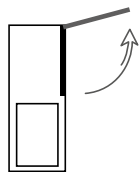
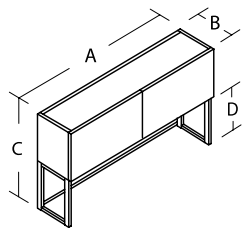
Metal: Specify the finish: Black (3067), Charcoal (3064), Silver (3090) or Polar White (3002).

O Lock: Noki electronic lock (L), key lock (LS) or keyed-alike (LSK), add \$66 per door, [see p.62](#).

Specify code **LSK01** to the components in the first workstation; **LSK02** to the components in the second workstation, and so on to identify the keyed-alike products.

Hutches with pivot-lift door(s)

Hutch with pivot-lift door(s) and metal legs. Equipped with a soft-close piston system.
 Hutch is equipped with a horizontal grommet at base and a round grommet (black) for fluorescent task light cabling.
 Do not install this hutch on a panel-attached surface, unless the surface is supported by floor supports.
 Striped or fluted edge not available.
 Cannot accommodate a horizontal pigeonhole unit.
 Noki lock and key lock not included, available as an option.



PIVOT-LIFT DOOR

Dimensions					Price	Spec.		
A	B	C	D	E	Code	T.F.L.	Cu.Ft.	lb
43" H.								
72	14	43	26	2	HU7243	1901	30.8	197
66	14	43	26	2	HU6643	1702	28.3	184
60	14	43	26	2	HU6043	1664	25.8	172
54	14	43	26	2	HU5443	1621	23.3	159
48	14	43	26	2	HU4843	1572	20.8	146
42	14	43	26	1	HU4243	1288	18.3	133
36	14	43	26	1	HU3643	1261	15.8	120
30	14	43	26	1	HU3043	1156	13.3	108
24	14	43	26	1	HU2443	1084	10.8	95
37" H.								
72	14	37	20	2	HU7237	1845	26.9	173
66	14	37	20	2	HU6637	1649	24.7	161
60	14	37	20	2	HU6037	1614	22.5	149
54	14	37	20	2	HU5437	1573	20.3	137
48	14	37	20	2	HU4837	1528	18.1	125
42	14	37	20	1	HU4237	1244	16.0	112
36	14	37	20	1	HU3637	1221	13.8	100
30	14	37	20	1	HU3037	1119	11.6	88
24	14	37	20	1	HU2437	1049	9.4	76

E: Number of doors

S SPECIFY

O OPTION

T - - - / - -

S Code: Consult the above product code list.

Base: Take Off finishes, see p.109, section 3

Fronts: Take Off finishes, see p.109, section 4.

Metal: Specify the finish: Black (3067), Charcoal (3064), Silver (3090) or Polar White (3002).

O Lock: Noki electronic lock (L), key lock (LS) or keyed-alike (LSK), add \$66 per door, see p.62.

Specify code **LSK01** to the components in the first workstation; **LSK02** to the components in the second workstation, and so on to identify the keyed-alike products.

Hutches with pivot-lift door(s) ("contemporary" laminate alum. frame or h-gloss white interior panel)

Hutch with pivot-lift door(s) ("Contemporary" aluminum frame with laminate or H-Gloss White interior panel) and metal legs.

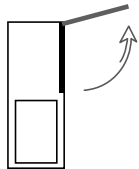
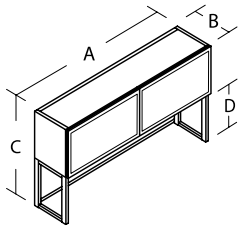
Hutch is equipped with a horizontal grommet at base and a round grommet (black) for fluorescent task light cabling.

Do not install this hutch on a panel-attached surface, unless the surface is supported by floor supports.

Striped or fluted edge not available.

Cannot accommodate a horizontal pigeonhole unit.

No lock.



**PIVOT-LIFT
DOOR**

					Code					
Dimensions					Doors		Price	Spec.		
A	B	C	D	E	Laminate	H-Gloss white	T.F.L.	Cu.Ft	lb	
43" H.										
72	14	43	26	2	HUM7243	HUL7243	2816	30.8	197	
66	14	43	26	2	HUM6643	HUL6643	2617	28.3	184	
60	14	43	26	2	HUM6043	HUL6043	2580	25.8	172	
54	14	43	26	2	HUM5443	HUL5443	2537	23.3	159	
48	14	43	26	2	HUM4843	HUL4843	2487	20.8	146	
42	14	43	26	1	HUM4243	HUL4243	1746	18.3	133	
36	14	43	26	1	HUM3643	HUL3643	1718	15.8	120	
30	14	43	26	1	HUM3043	HUL3043	1614	13.3	108	
24	14	43	26	1	HUM2443	HUL2443	1541	10.8	95	
37" H.										
72	14	37	20	2	HUM7237	HUL7237	2760	26.9	173	
66	14	37	20	2	HUM6637	HUL6637	2564	24.7	161	
60	14	37	20	2	HUM6037	HUL6037	2529	22.5	149	
54	14	37	20	2	HUM5437	HUL5437	2488	20.3	137	
48	14	37	20	2	HUM4837	HUL4837	2443	18.1	125	
42	14	37	20	1	HUM4237	HUL4237	1702	16.0	112	
36	14	37	20	1	HUM3637	HUL3637	1679	13.8	100	
30	14	37	20	1	HUM3037	HUL3037	1576	11.6	88	
24	14	37	20	1	HUM2437	HUL2437	1507	9.4	76	

E: Number of doors

S SPECIFY

T - - - / -

S Code: Consult the above product code list.

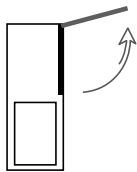
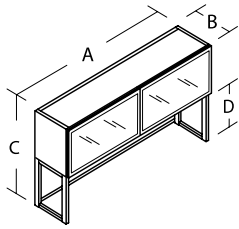
Base: Take Off finishes, see p.109, section 3.

Fronts: Take Off finishes, see p.109, section 4.

Metal: Specify the finish: Black (3067), Charcoal (3064), Silver (3090) or Polar White (3002).

Hutches with pivot-lift door(s) ("contemporary" aluminum frame with acrylic interior panel)

Hutch with pivot-lift door(s) ("Contemporary" aluminum frame with frosted acrylic interior panel) and metal legs.
Hutch is equipped with a horizontal grommet at base and a round grommet (black) for fluorescent task light cabling.
Do not install this hutch on a panel-attached surface, unless the surface is supported by floor supports.
Striped or fluted edge not available.
Cannot accommodate a horizontal pigeonhole unit.
No lock.



**PIVOT-LIFT
DOOR**

Dimensions					Price	Spec.		
A	B	C	D	E	Code	T.F.L.	Cu.Ft.	lb
43" H.								
72	14	43	26	2	HUGiC7243	2676	30.8	197
66	14	43	26	2	HUGiC6643	2477	28.3	184
60	14	43	26	2	HUGiC6043	2440	25.8	172
54	14	43	26	2	HUGiC5443	2397	23.3	159
48	14	43	26	2	HUGiC4843	2347	20.8	146
42	14	43	26	1	HUGiC4243	1676	18.3	133
36	14	43	26	1	HUGiC3643	1649	15.8	120
30	14	43	26	1	HUGiC3043	1544	13.3	108
24	14	43	26	1	HUGiC2443	1472	10.8	95
37" H.								
72	14	37	20	2	HUGiC7237	2620	26.9	173
66	14	37	20	2	HUGiC6637	2424	24.7	161
60	14	37	20	2	HUGiC6037	2389	22.5	149
54	14	37	20	2	HUGiC5437	2349	20.3	137
48	14	37	20	2	HUGiC4837	2303	18.1	125
42	14	37	20	1	HUGiC4237	1632	16.0	112
36	14	37	20	1	HUGiC3637	1609	13.8	100
30	14	37	20	1	HUGiC3037	1507	11.6	88
24	14	37	20	1	HUGiC2437	1438	9.4	76

E: Number of doors

S SPECIFY

Series Code Base Metal
 T - - - -

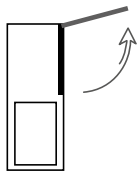
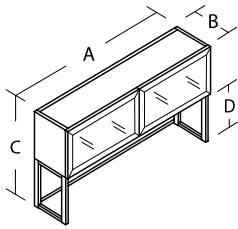
S Code: Consult the above product code list.

Base: Take Off finishes, see p.109, section 3

Metal: Specify the finish: Black (3067), Charcoal (3064), Silver (3090) or Polar White (3002).

Hutches with pivot-lift door(s) ("traditional" aluminum frame with acrylic interior panel)

Hutch with pivot-lift door(s) ("Traditional" aluminum frame with frosted acrylic interior panel) and metal legs.
 Hutch is equipped with a horizontal grommet at base and a round grommet (black) for fluorescent task light cabling.
 Do not install this hutch on a panel-attached surface, unless the surface is supported by floor supports.
 Striped or fluted edge not available.
 Cannot accommodate a horizontal pigeonhole unit.
 No lock.



PIVOT-LIFT DOOR

Dimensions					Price	Spec.		
A	B	C	D	E	Code	T.F.L.	Cu.Ft.	lb
43" H.								
72	14	43	26	2	HUGiA7243	2419	30.8	197
66	14	43	26	2	HUGiA6643	2220	28.3	184
60	14	43	26	2	HUGiA6043	2182	25.8	172
54	14	43	26	2	HUGiA5443	2140	23.3	159
48	14	43	26	2	HUGiA4843	2090	20.8	146
42	14	43	26	1	HUGiA4243	1548	18.3	133
36	14	43	26	1	HUGiA3643	1520	15.8	120
30	14	43	26	1	HUGiA3043	1416	13.3	108
24	14	43	26	1	HUGiA2443	1343	10.8	95
37" H.								
72	14	37	20	2	HUGiA7237	2363	26.9	173
66	14	37	20	2	HUGiA6637	2167	24.7	161
60	14	37	20	2	HUGiA6037	2132	22.5	149
54	14	37	20	2	HUGiA5437	2091	20.3	137
48	14	37	20	2	HUGiA4837	2046	18.1	125
42	14	37	20	1	HUGiA4237	1504	16.0	112
36	14	37	20	1	HUGiA3637	1481	13.8	100
30	14	37	20	1	HUGiA3037	1378	11.6	88
24	14	37	20	1	HUGiA2437	1309	9.4	76

E: Number of doors

S SPECIFY

T - - - -

S Code: Consult the above product code list.
Base: Take Off finishes, see p.109, section 3
Metal: Specify the finish: Black (3067), Charcoal (3064), Silver (3090) or Polar White (3002).

Modular hutches

Modular hutch with integrated horizontal pigeonhole unit.

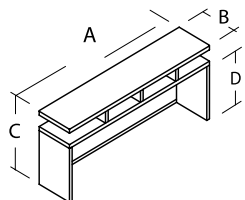
One or more storage module(s) can be installed on a modular hutch.

The 27" H. hutch with storage module has an overall height of 43".

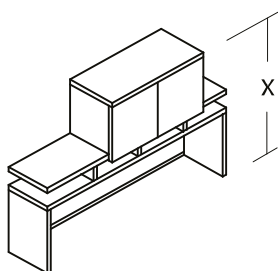
The 21" H. hutch with storage module has an overall height of 37".

Hutch is equipped with a horizontal grommet at base. Black finish.

Do not install this hutch on to a panel-attached surface, unless the surface is supported by floor supports.



Dimensions					Price	Spec.	
A	B	C	D	Code	T.F.L.	Cu.Ft.	lb
43" H.							
84	13	27	20	HM8427	950	21.5	140
78	13	27	20	HM7827	903	20.0	131
72	13	27	20	HM7227	854	19.0	123
66	13	27	20	HM6627	811	17.0	115
60	13	27	20	HM6027	763	15.5	106
54	13	27	20	HM5427	724	14.0	98
48	13	27	20	HM4827	683	12.5	90
42	13	27	20	HM4227	642	11.0	82
36	13	27	20	HM3627	586	9.5	73
30	13	27	20	HM3027	539	8.0	65
37" H.							
84	13	21	14	HM8421	834	17.0	123
78	13	21	14	HM7821	788	16.0	116
72	13	21	14	HM7221	743	15.0	108
66	13	21	14	HM6621	702	13.4	101
60	13	21	14	HM6021	660	12.2	93
54	13	21	14	HM5421	616	11.1	86
48	13	21	14	HM4821	584	9.9	78
42	13	21	14	HM4221	546	8.7	71
36	13	21	14	HM3621	493	7.5	63
30	13	21	14	HM3021	449	6.3	56



Storage module can be installed in various positions.

27" H. hutch: X = 43" total

21" H. hutch: X = 37" total

S SPECIFY

Series Code Base
 T - - -

S Code: Consult the above product code list.

Base: Take Off finishes, [see p.109, section 3](#)

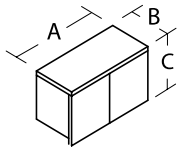
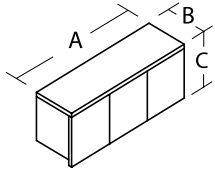
Storage modules for modular hutches

Storage modules with hinged doors for modular hutch.

Installs without hardware on the modular hutch.

Can be easily moved from left to right.

Noki lock and key lock not included, available as an option.



						L Lima 1"		M Mike 1 1/2"				
Dimensions						Price		Price		Spec.		
A	B	C	D	F	Code	T.F.L.	H.P.L.	T.F.L.	H.P.L.	Cu.Ft.	lb (L)	lb (M)
42" H.												
42	14	16 1/2	3	2	HB42	574	639	666	681	7.4	76	85
30" H.												
30	14	16 1/2	2	1	HB30	488	527	545	556	5.4	58	64

D: Number of doors

F: Number of locks

S SPECIFY

O OPTION

T - - - / - - -

S Series: L or M [see specifications p.58.](#)

Code: Consult the above product code list.

Surface: Take Off finishes, [see p.108, section 1.](#)

Edge: Take Off finishes, [see p.108, section 2.](#)

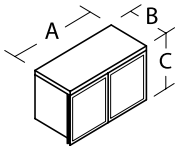
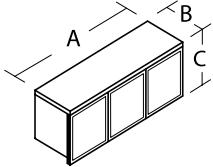
Base / Fronts (laminate): Take Off finishes, [see p.109, section 4.](#)

O Lock: Noki electronic lock (L), key lock (LS) or keyed-alike (LSK), options, add \$66 per lock, [see p.62.](#)

Specify code **LSK01** to the components in the first workstation; **LSK02** to the components in the second workstation, and so on to identify the keyed-alike products.

Storage modules for modular hutches (“contemporary” laminate alum. frame or h-gloss white interior panel)

Storage modules with hinged doors (“Contemporary” aluminum frame with laminate or H-Gloss White interior panel) for modular hutch.
 Installs without hardware on the modular hutch.
 Can be easily moved from left to right.
 No lock.



Code		L Lima 1"		M Mike 1 ½"								
Dimensions		Doors		Price		Price		Spec.				
A	B	C	D	Laminate	H-Gloss white	T.F.L.	H.P.L.	T.F.L.	H.P.L.	Cu.Ft.	lb (L)	lb (M)
42" H.												
42	14	16½	3	HBM42	HBL42	1473	1538	1564	1580	7.4	76	85
30" H.												
30	14	16½	2	HBM30	HBL30	1088	1126	1144	1155	5.4	58	64

D: Number of doors

S SPECIFY

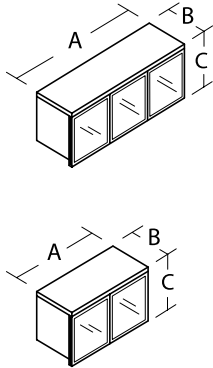
Series Code Surface Edge Base Fronts

T - - - / - -

- S Series:** L or M see specifications p.58.
- Code:** Consult the above product code list.
- Surface:** Take Off finishes, see p.108, section 1.
- Edge:** Take Off finishes, see p.108, section 2.
- Base / Fronts (laminate):** Take Off finishes, see p.109, section 4.

Storage modules for modular hutches ("contemporary" aluminum frame with acrylic interior panel)

Storage modules with hinged doors ("Contemporary" aluminum frame with frosted acrylic interior panel) for modular hutch.
Installs without hardware on the modular hutch.
Can be easily moved from left to right.
No lock.



				L Lima 1"		M Mike 1 1/2"					
Dimensions				Price		Price		Spec.			
A	B	C	D	Code	T.F.L.	H.P.L.	T.F.L.	H.P.L.	Cu.Ft.	lb (L)	lb (M)
42" H.											
42	14	16 1/2	3	HBGiC42	1378	1443	1470	1485	7.4	76	85
30" H.											
30	14	16 1/2	2	HBGiC30	1024	1063	1080	1091	5.4	58	64

D: Number of doors

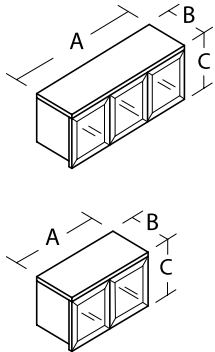
S SPECIFY

Series Code Surface Edge Base
 T - - - / -

- S** Series: L or M see specifications p.58.
- Code:** Consult the above product code list.
- Surface:** Take Off finishes, see p.108, section 1.
- Edge:** Take Off finishes, see p.108, section 2.
- Base:** Take Off finishes, see p.109, section 4.

Storage modules for modular hutches (“traditional” aluminum frame with acrylic interior panel)

Storage modules with hinged doors (“Traditional” aluminum frame with frosted acrylic interior panel) for modular hutch.
 Installs without hardware on the modular hutch.
 Can be easily moved from left to right.
 No lock.



					L Lima 1"		M Mike 1 ½"				
Dimensions					Price		Price		Spec.		
A	B	C	D	Code	T.F.L.	H.P.L.	T.F.L.	H.P.L.	Cu.Ft.	lb (L)	lb (M)
42" H.											
42	14	16½	3	HBGiA42	1222	1298	1373	1388	7.4	76	85
30" H.											
30	14	16½	2	HBGiA30	909	958	1016	1027	5.4	58	64

D: Number of doors

S SPECIFY

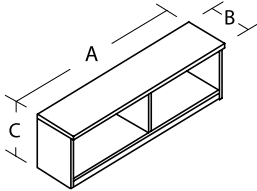
Series Code Surface Edge Base

T - - - / -

- S Series:** L or M [see specifications p.58.](#)
- Code:** Consult the above product code list.
- Surface:** Take Off finishes, [see p.108, section 1.](#)
- Edge:** Take Off finishes, [see p.108, section 2.](#)
- Base:** Take Off finishes, [see p.109, section 4.](#)

Open wall mounted hutches

Open wall mounted hutch.
Hutches 54" and longer have a central divider.
Wall mounting brackets included.



			L Lima 1"		M Mike 1 1/2"						
Dimensions			Price		Price		Spec.				
A	B	C	Code		T.F.L.	H.P.L.	T.F.L.	H.P.L.	Cu.Ft.	lb (L)	lb (M)
72	14 1/2	16	HWO7216		602	682	651	704	13.0	103	119
66	14 1/2	16	HWO6616		561	637	618	662	12.0	95	110
60	14 1/2	16	HWO6016		521	592	573	622	11.0	88	102
54	14 1/2	16	HWO5416		482	548	524	579	10.0	80	93
48	14 1/2	16	HWO4816		443	505	459	537	9.0	73	84
42	14 1/2	16	HWO4216		415	463	431	495	8.0	65	75
36	14 1/2	16	HWO3616		387	422	402	453	7.0	57	66
30	14 1/2	16	HWO3016		361	382	375	411	6.0	49	57
24	14 1/2	16	HWO2416		333	343	350	370	4.6	42	48

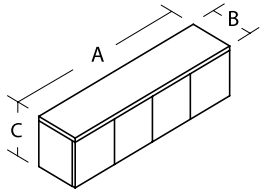
S SPECIFY

Series Code Surface Edge Base
T - - - / -

- S** **Series:** L or M [see specifications p.58.](#)
Code: Consult the above product code list.
Surface: Take Off finishes, [see p.108, section 1.](#)
Edge: Take Off finishes, [see p.108, section 2.](#)
Base: Take Off finishes, [see p.109, section 4.](#)

Wall mounted hutches with hinged doors

Open wall mounted hutch with hinged doors.
 Wall mounting brackets included.
 Noki lock and key lock not included, available as an option.



						L Lima 1"	M Mike 1 1/2"						
Dimensions						Price		Price		Spec.			
A	B	C	D	F	Code	T.F.L.	H.P.L.	T.F.L.	H.P.L.	Cu.Ft.	lb (L)	lb (M)	
72	14½	16	4	2	HWD7216	758	884	953	980	13.0	121	137	
66	14½	16	4	2	HWD6616	729	847	920	945	12.0	112	126	
60	14½	16	4	2	HWD6016	667	774	859	882	11.0	103	116	
54	14½	16	4	2	HWD5416	618	715	805	826	10.0	94	106	
48	14½	16	3	2	HWD4816	546	631	715	734	9.0	85	95	
42	14½	16	3	2	HWD4216	514	590	666	681	8.0	76	85	
36	14½	16	2	1	HWD3616	470	528	583	597	7.0	67	74	
30	14½	16	2	1	HWD3016	437	486	545	556	6.0	58	64	
24	14½	16	2	1	HWD2416	375	416	452	461	4.6	48	54	

D: Number of doors
 F: Number of locks

S SPECIFY

Series Code Surface Edge Base Fronts Lock

T - - - / - / -

O OPTION

S Series: L or M [see specifications p.58.](#)
Code: Consult the above product code list.
Surface: Take Off finishes, [see p.108, section 1.](#)
Edge: Take Off finishes, [see p.108, section 2.](#)
Base / Fronts: Take Off finishes, [see p.109, section 4.](#)

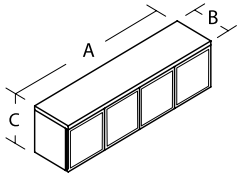
O Lock: Noki electronic lock (**L**), key lock (**LS**) or keyed-alike (**LSK**), options, add \$66 per lock, [see p.62.](#)
 Specify code **LSK01** to the components in the first workstation; **LSK02** to the components in the second workstation, and so on to identify the keyed-alike products.

Wall mounted hutches with hinged doors - aluminum frame

Open wall mounted hutch with hinged aluminum framed doors.

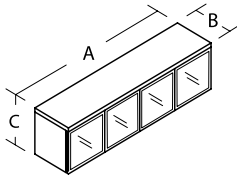
Wall mounting brackets included.

No lock.



Contemporary aluminum frame / Laminate or H-Gloss White interior panel

Code		L Lima 1"		M Mike 1 1/2"								
Dimensions		Doors		Price		Price		Spec.				
A	B	C	D	Laminate	H-Gloss white	T.F.L.	H.P.L.	T.F.L.	H.P.L.	Cu.Ft.	lb (L)	lb (M)
72	14 1/2	16	4	HWDM7216	HWDL7216	1956	2082	2151	2178	13.0	121	137
66	14 1/2	16	4	HWDM6616	HWDL6616	1927	2045	2118	2143	12.0	112	126
60	14 1/2	16	4	HWDM6016	HWDL6016	1865	1972	2057	2080	11.0	103	116
54	14 1/2	16	4	HWDM5416	HWDL5416	1816	1913	2003	2024	10.0	94	106
48	14 1/2	16	3	HWDM4816	HWDL4816	1444	1530	1614	1632	9.0	85	95
42	14 1/2	16	3	HWDM4216	HWDL4216	1412	1488	1564	1580	8.0	76	85
36	14 1/2	16	2	HWDM3616	HWDL3616	1069	1128	1183	1197	7.0	67	74
30	14 1/2	16	2	HWDM3016	HWDL3016	1036	1086	1144	1155	6.0	58	64
24	14 1/2	16	2	HWDM2416	HWDL2416	975	1015	1052	1060	4.6	48	54



Contemporary aluminum frame/Acrylic interior panel

Code		L Lima 1"		M Mike 1 1/2"								
Dimensions		Doors		Price		Price		Spec.				
A	B	C	D	Acrylic		T.F.L.	H.P.L.	T.F.L.	H.P.L.	Cu.Ft.	lb (L)	lb (M)
72	14 1/2	16	4	HWDGiC7216		1829	1956	2024	2052	13.0	121	137
66	14 1/2	16	4	HWDGiC6616		1801	1918	1991	2016	12.0	112	126
60	14 1/2	16	4	HWDGiC6016		1738	1846	1931	1954	11.0	103	116
54	14 1/2	16	4	HWDGiC5416		1690	1786	1877	1898	10.0	94	106
48	14 1/2	16	3	HWDGiC4816		1350	1436	1519	1538	9.0	85	95
42	14 1/2	16	3	HWDGiC4216		1318	1394	1470	1485	8.0	76	85
36	14 1/2	16	2	HWDGiC3616		1005	1064	1119	1133	7.0	67	74
30	14 1/2	16	2	HWDGiC3016		972	1022	1080	1091	6.0	58	64
24	14 1/2	16	2	HWDGiC2416		911	952	988	997	4.6	48	54

D: Number of doors

S SPECIFY

Series Code Surface Edge Base Fronts
 T - - - / - -

S Series: L or M see specifications p.58.

Code: Consult the above product code list.

Surface: Take Off finishes, see p.108, section 1.

Edge: Take Off finishes, see p.108, section 2.

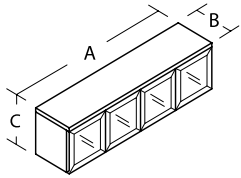
Base / Fronts (HWDM): Take Off finishes, see p.109, section 4.

wall mounted hutches with hinged doors - aluminum frame (cont'd)

Open wall mounted hutch with hinged aluminum framed doors.

Wall mounting brackets included.

No lock.



Traditional aluminum frame / Acrylic interior panel

Code					L Lima 1"		M Mike 1 1/2"				
Dimensions				Doors	Price		Price		Spec.		
A	B	C	D	Acrylic	T.F.L.	H.P.L.	T.F.L.	H.P.L.	Cu.Ft.	lb (L)	lb (M)
72	14 1/2	16	4	HWDGiA7216	1702	1828	1896	1925	13.0	121	137
66	14 1/2	16	4	HWDGiA6616	1673	1791	1863	1889	12.0	112	126
60	14 1/2	16	4	HWDGiA6016	1610	1719	1804	1826	11.0	103	116
54	14 1/2	16	4	HWDGiA5416	1562	1659	1749	1770	10.0	94	106
48	14 1/2	16	3	HWDGiA4816	1254	1340	1423	1441	9.0	85	95
42	14 1/2	16	3	HWDGiA4216	1222	1298	1373	1388	8.0	76	85
36	14 1/2	16	2	HWDGiA3616	942	1000	1055	1069	7.0	67	74
30	14 1/2	16	2	HWDGiA3016	909	958	1016	1027	6.0	58	64
24	14 1/2	16	2	HWDGiA2416	847	889	924	933	4.6	48	54

D: Number of doors

S SPECIFY

Series Code Surface Edge Base
 T - - - / -

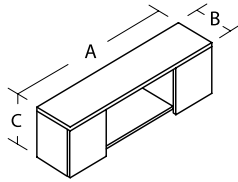
- S** **Series:** L or M see specifications p.58.
- Code:** Consult the above product code list.
- Surface:** Take Off finishes, see p.108, section 1.
- Edge:** Take Off finishes, see p.108, section 2.
- Base:** Take Off finishes, see p.109, section 4.

Wall mounted hutches with central opening and hinged doors

Wall mounted hutch with central opening, hinged doors.

Wall mounting brackets included.

Noki lock and key lock not included, available as an option.



				L Lima 1"		M Mike 1 1/2"				
Dimensions				Price		Price		Spec.		
A	B	C	Code	T.F.L.	H.P.L.	T.F.L.	H.P.L.	Cu.Ft.	lb (L)	lb (M)
72	14 1/2	16	HWH7216	693	820	888	915	13.0	103	119
66	14 1/2	16	HWH6616	663	782	854	879	12.0	95	110
60	14 1/2	16	HWH6016	601	710	794	816	11.0	88	102
54	14 1/2	16	HWH5416	552	650	740	761	10.0	80	93
48	14 1/2	16	HWH4816	513	600	682	701	9.0	73	84
42	14 1/2	16	HWH4216	481	558	633	648	8.0	65	75

S SPECIFY

O OPTION

T - Series - Code - Surface / Edge - Base / Fronts - Lock

S Series: L or M see specifications p.58.

Code: Consult the above product code list.

Surface: Take Off finishes, see p.108, section 1.

Edge: Take Off finishes, see p.108, section 2.

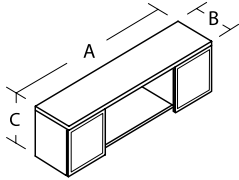
Base / Fronts: Take Off finishes, see p.109, section 4.

O Lock: Noki electronic lock (L), key lock (LS) or keyed-alike (LSK), options, add \$132, see p.62.

Specify code **LSK01** to the components in the first workstation; **LSK02** to the components in the second workstation, and so on to identify the keyed-alike products.

Wall mounted hutches with central opening and hinged doors ("contemporary" laminate alum. frame or h-gloss white interior panel)

Wall mounted hutch with central opening, hinged doors ("Contemporary" aluminum frame with laminate or H-Gloss White interior panel).
Wall mounting brackets included.
No lock.



Code			L Lima 1"		M Mike 1 1/2"						
Dimensions			Doors		Price		Price		Spec.		
A	B	C	Laminate	Gloss white	T.F.L.	H.P.L.	T.F.L.	H.P.L.	Cu.Ft.	lb (L)	lb (M)
72	14 1/2	16	HWHM7216	HWHL7216	1293	1419	1487	1515	13.0	103	119
66	14 1/2	16	HWHM6616	HWHL6616	1263	1382	1453	1478	12.0	95	110
60	14 1/2	16	HWHM6016	HWHL6016	1200	1309	1394	1416	11.0	88	102
54	14 1/2	16	HWHM5416	HWHL5416	1152	1250	1340	1361	10.0	80	93
48	14 1/2	16	HWHM4816	HWHL4816	1112	1199	1282	1300	9.0	73	84
42	14 1/2	16	HWHM4216	HWHL4216	1080	1157	1232	1247	8.0	65	75

S SPECIFY

Series Code Surface Edge Base Fronts
 T - - - / - -

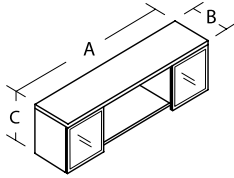
- S Series:** L or M see specifications p.58.
- Code:** Consult the above product code list.
- Surface:** Take Off finishes, see p.108, section 1.
- Edge:** Take Off finishes, see p.108, section 2.
- Base / Fronts (HWHM):** Take Off finishes, see p.109, section 4.

Wall mounted hutches with central opening and hinged doors ("contemporary" aluminum frame with acrylic interior panel)

Wall mounted hutch with central opening, hinged doors ("Contemporary" aluminum frame with frosted acrylic interior panel).

Wall mounting brackets included.

No lock.



Dimensions			Code	L Lima 1"		M Mike 1 1/2"		Spec.		
A	B	C	Acrylic	T.F.L.	H.P.L.	T.F.L.	H.P.L.	Cu.Ft.	lb (L)	lb (M)
72	14½	16	HWHGiC7216	1229	1355	1423	1451	13.0	103	119
66	14½	16	HWHGiC6616	1199	1318	1389	1415	12.0	95	110
60	14½	16	HWHGiC6016	1136	1245	1330	1352	11.0	88	102
54	14½	16	HWHGiC5416	1088	1186	1276	1297	10.0	80	93
48	14½	16	HWHGiC4816	1048	1135	1218	1236	9.0	73	84
42	14½	16	HWHGiC4216	1016	1093	1168	1184	8.0	65	75

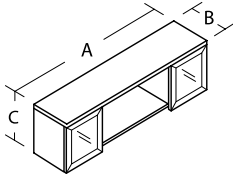
S SPECIFY

Series Code Surface Edge Base
 T - - - / -

- S Series:** L or M [see specifications p.58.](#)
- Code:** Consult the above product code list.
- Surface:** Take Off finishes, [see p.108, section 1.](#)
- Edge:** Take Off finishes, [see p.108, section 2.](#)
- Base:** Take Off finishes, [see p.109, section 4.](#)

Wall mounted hutches with central opening and hinged doors ("traditional" aluminum frame with acrylic interior panel)

Wall mounted hutch with central opening, hinged doors ("Traditional" aluminum frame with frosted acrylic interior panel).
Wall mounting brackets included.
No lock.



				L Lima 1"		M Mike 1 1/2"				
Dimensions				Price		Price		Spec.		
A	B	C	Code	T.F.L.	H.P.L.	T.F.L.	H.P.L.	Cu.Ft.	lb (L)	lb (M)
72	14 1/2	16	HWHGiA7216	1165	1291	1360	1387	13.0	103	119
66	14 1/2	16	HWHGiA6616	1135	1254	1326	1351	12.0	95	110
60	14 1/2	16	HWHGiA6016	1073	1181	1266	1288	11.0	88	102
54	14 1/2	16	HWHGiA5416	1024	1122	1212	1233	10.0	80	93
48	14 1/2	16	HWHGiA4816	985	1071	1154	1173	9.0	73	84
42	14 1/2	16	HWHGiA4216	953	1030	1104	1120	8.0	65	75

S SPECIFY

Series Code Surface Edge Base
 T - - - / -

- S Series:** L or M [see specifications p.58.](#)
- Code:** Consult the above product code list.
- Surface:** Take Off finishes, [see p.108, section 1.](#)
- Edge:** Take Off finishes, [see p.108, section 2.](#)
- Base:** Take Off finishes, [see p.109, section 4.](#)

Wall mounted hutches with flipper door(s)

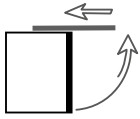
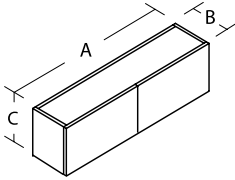
Wall mounted hutch with flipper door(s).

Available with the standard closing mechanism or with the "Easy-down" option allowing soft-closing of the door(s).

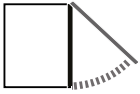
Fixtures murales includes.

Striped or fluted edge not available.

Noki lock and key lock not included, available as an option.



FLIPPER DOOR



"EASY DOWN"

Dimensions				Code	Price		Spec.	
A	B	C	D		Standard (TD)	Easy-down (DW)	Cu.Ft.	lb
72	14	16	2	HWF7216	855	960	12.7	121
66	14	16	2	HWF6616	813	919	11.7	112
60	14	16	2	HWF6016	769	875	10.7	103
54	14	16	2	HWF5416	734	839	9.7	94
48	14	16	2	HWF4816	696	802	8.6	85
42	14	16	1	HWF4216	564	617	7.6	76
36	14	16	1	HWF3616	527	580	6.6	67
30	14	16	1	HWF3016	490	542	5.6	58
24	14	16	1	HWF2416	451	504	4.6	48

D: Number of doors

S SPECIFY

O OPTION

T - - - - / -

S Code: Consult the above product code list.

Mechanism: Specify door mechanism: Standard (TD) or with "Easy-down" soft-closing system (DW).

Base: Take Off finishes, [see p.109, section 3](#)

Fronts: Take Off finishes, [see p.109, section 4](#).

O Lock: Noki electronic lock (L), key lock (LS) or keyed-alike (LSK), add \$66 per door, [see p.62](#).

Specify code **LSK01** to the components in the first workstation; **LSK02** to the components in the second workstation, and so on to identify the keyed-alike products.

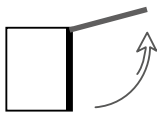
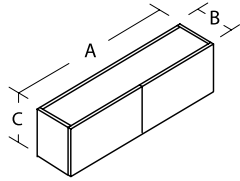
Wall mounted hutches with pivot-lift door(s)

Wall mounted hutch with pivot-lift door(s). Equipped with a soft-close piston system.

Wall mounting brackets included.

Striped or fluted edge not available.

Noki lock and key lock not included, available as an option.



**PIVOT-LIFT
DOOR**

Dimensions				Code	Price	Spec.	
A	B	C	D		T.F.L.	Cu.Ft.	lb
72	14	16	2	HWU7216	1161	12.7	121
66	14	16	2	HWU6616	1119	11.7	112
60	14	16	2	HWU6016	1075	10.7	103
54	14	16	2	HWU5416	1040	9.7	94
48	14	16	2	HWU4816	1002	8.6	85
42	14	16	1	HWU4216	717	7.6	76
36	14	16	1	HWU3616	680	6.6	67
30	14	16	1	HWU3016	642	5.6	58
24	14	16	1	HWU2416	604	4.6	48

S SPECIFY

O OPTION

Series Code Base Fronts Lock
 T - - - / -

S Code: Consult the above product code list.

Base: Take Off finishes, [see p.109, section 3](#)

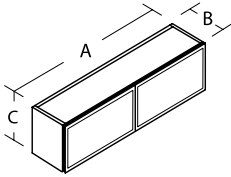
Fronts: Take Off finishes, [see p.109, section 4](#).

O Lock: Noki electronic lock (L), key lock (LS) or keyed-alike (LSK), add \$66 per door, [see p.62](#).

Specify code **LSK01** to the components in the first workstation; **LSK02** to the components in the second workstation, and so on to identify the keyed-alike products.

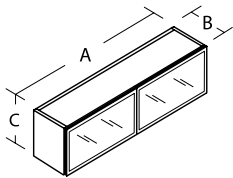
Hutches with pivot-lift door(s) - aluminum frame

Wall mounted hutch with pivot-lift aluminum framed door(s). Equipped with a soft-close piston system.
 Wall mounting brackets included.
 Striped or fluted edge not available.
 No lock.



Contemporary aluminum frame/Laminate or H-Gloss White interior panel

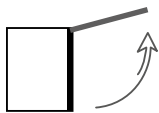
				Code				
Dimensions		Doors		Price	Spec.			
A	B	C	D	Laminate	H-Gloss white	T.F.L.	Cu.Ft.	lb
72	14	16	2	HWUM7216	HWUL7216	2076	12.7	121
66	14	16	2	HWUM6616	HWUL6616	2034	11.7	112
60	14	16	2	HWUM6016	HWUL6016	1990	10.7	103
54	14	16	2	HWUM5416	HWUL5416	1955	9.7	94
48	14	16	2	HWUM4816	HWUL4816	1917	8.6	85
42	14	16	1	HWUM4216	HWUL4216	1175	7.6	76
36	14	16	1	HWUM3616	HWUL3616	1137	6.6	67
30	14	16	1	HWUM3016	HWUL3016	1100	5.6	58
24	14	16	1	HWUM2416	HWUL2416	1062	4.6	48



Contemporary aluminum frame/Acrylic interior panel

				Code		Price	Spec.	
Dimensions				Acrylic	T.F.L.	Cu.Ft.	lb	
A	B	C	D					
72	14	16	2	HWUGiC7216	1936	12.7	121	
66	14	16	2	HWUGiC6616	1894	11.7	112	
60	14	16	2	HWUGiC6016	1850	10.7	103	
54	14	16	2	HWUGiC5416	1815	9.7	94	
48	14	16	2	HWUGiC4816	1778	8.6	85	
42	14	16	1	HWUGiC4216	1106	7.6	76	
36	14	16	1	HWUGiC3616	1068	6.6	67	
30	14	16	1	HWUGiC3016	1031	5.6	58	
24	14	16	1	HWUGiC2416	992	4.6	48	

D: Number of doors



PIVOT-LIFT DOOR

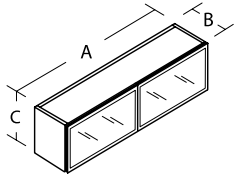
S SPECIFY

Series Code Base Fronts
 T - - - /

S Code: Consult the above product code list.
Base / Fronts (HWDM): Take Off finishes, see p.109, section 4.

Hutches with pivot-lift door(s) - aluminum frame (cont'd)

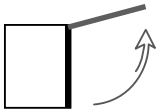
Wall mounted hutch with pivot-lift aluminum framed door(s). Equipped with a soft-close piston system.
 Wall mounting brackets included.
 Striped or fluted edge not available.
 No lock.



Traditional aluminum frame / Acrylic interior panel

Dimensions				Code	Price	Spec.	
A	B	C	D	Acrylic	T.F.L.	Cu.Ft.	lb
72	14	16	2	HWUGiA7216	1679	12.7	121
66	14	16	2	HWUGiA6616	1637	11.7	112
60	14	16	2	HWUGiA6016	1593	10.7	103
54	14	16	2	HWUGiA5416	1558	9.7	94
48	14	16	2	HWUGiA4816	1520	8.6	85
42	14	16	1	HWUGiA4216	977	7.6	76
36	14	16	1	HWUGiA3616	939	6.6	67
30	14	16	1	HWUGiA3016	902	5.6	58
24	14	16	1	HWUGiA2416	864	4.6	48

D: Number of doors



PIVOT-LIFT DOOR

S SPECIFY

Series Code Base Fronts
 T - - - /

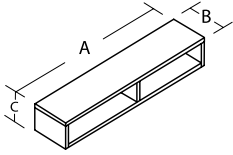
S Code: Consult the above product code list.
 Base / Fronts (HWUM): Take Off finishes, see p.109, section 4.

Wall mounted modules

Wall module, interior dimension 5 1/2".

Modules 54" and longer have a central divider.

Wall mounting brackets included, able to support a regular & non excessive load.



Dimensions			Code	Price	Spec.	
A	B	C		T.F.L.	Cu.Ft.	lb
72	10	7 1/2	HWB107207	481	4.4	88
66	10	7 1/2	HWB106607	449	4.0	85
60	10	7 1/2	HWB106007	418	3.7	82
54	10	7 1/2	HWB105407	386	3.3	79
48	10	7 1/2	HWB104807	356	3.0	59
42	10	7 1/2	HWB104207	337	2.6	56
36	10	7 1/2	HWB103607	318	2.2	53
30	10	7 1/2	HWB103007	300	1.9	50
24	10	7 1/2	HWB102407	281	1.5	47

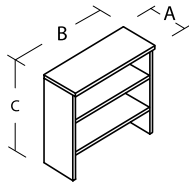
S SPECIFY

Series Code Base
 T - - -

S Code: Consult the above product code list.
Base: Take Off finishes, [see p.109, section 3.](#)

Bookcase hutches

Bookcase hutch.
 2 shelves: 1 fixed & 1 adjustable.
 Hutch is equipped with a horizontal grommet at base. Black finish.



			L Lima 1"	M Mike 1 1/2"						
Dimensions			Price		Price		Spec.			
A	B	C	Code	T.F.L.	H.P.L.	T.F.L.	H.P.L.	Cu.Ft.	lb (L)	lb (M)
43" H.										
14	36	43	HBK3643	557	629	691	733	15.0	85	91
14	30	43	HBK3043	503	573	644	679	12.6	75	80
37" H.										
14	36	37	HBK3637	480	550	575	618	13.0	76	82
14	30	37	HBK3037	429	497	531	567	10.9	67	71

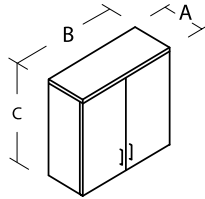
S SPECIFY

T - Series - Code - Surface / Edge - Base

- S Series:** L or M [see specifications p.58.](#)
- Code:** Consult the above product code list.
- Surface:** Take Off finishes, [see p.108, section 1.](#)
- Edge:** Take Off finishes, [see p.108, section 2.](#)
- Base:** Take Off finishes, [see p.109, section 4.](#)

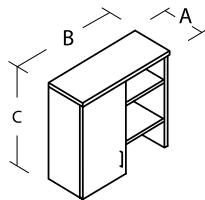
Bookcase hutches with door(s)

Bookcase hutch with 2 doors.
 2 shelves: 1 fixed & 1 adjustable.
 Noki lock and key lock not included, available as an option. Will lock both doors.



				L Lima 1"		M Mike 1 1/2"				
Dimensions				Price		Price		Spec.		
A	B	C	Code	T.F.L.	H.P.L.	T.F.L.	H.P.L.	Cu.Ft.	lb (L)	lb (M)
43" H.										
14	36	43	HPDD3643	749	822	883	925	15.0	134	139
14	30	43	HPDD3043	695	766	836	871	12.6	117	122
37" H.										
14	36	37	HPDD3637	672	743	768	811	13.0	119	124
14	30	37	HPDD3037	622	690	724	759	10.9	104	108

Bookcase hutch with door at left.
 2 shelves: 1 fixed & 1 adjustable.
 Noki lock not included, available as an option.



				L Lima 1"		M Mike 1 1/2"				
Dimensions				Price		Price		Spec.		
A	B	C	Code	T.F.L.	H.P.L.	T.F.L.	H.P.L.	Cu.Ft.	lb (L)	lb (M)
43" H.										
14	36	43	HPDO3643	653	726	788	829	15.0	116	121
14	30	43	HPDO3043	600	670	740	776	12.6	102	107
37" H.										
14	36	37	HPDO3637	576	647	672	715	13.0	103	108
14	30	37	HPDO3037	526	594	628	663	10.9	91	95

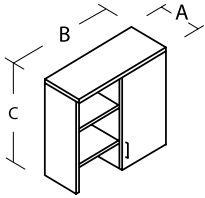
S SPECIFY								O OPTION											
Series	Code	Surface	Edge	Base	Fronts	Pull	Lock												
T -	<input type="text"/>	-	<input type="text"/>	-	<input type="text"/>	/	<input type="text"/>	-	<input type="text"/>	/	<input type="text"/>	-	<input type="text"/>	-	<input type="text"/>	-	<input type="text"/>		
S	Series: L or M see specifications p.58.																		
	Code: Consult the above product code list.																		
	Surface: Take Off finishes, see p.108, section 1.																		
	Edge: Take Off finishes, see p.108, section 2.																		
	Base / Fronts: Take Off finishes, see p.109, section 4.																		
	Pull: Pulls included, specify type, see p.107.																		
O	Lock: Noki electronic lock (L), key lock (LS) or keyed-alike (LSK), add \$66, see p.62. specify code LSK01 to the components in the first workstation; LSK02 to the components in the second workstation, and so on to identify the keyed-alike products.																		

Bookcase hutches with door(s) (cont'd)

Bookcase hutch with door at right.

2 shelves: 1 fixed & 1 adjustable.

Noki lock and key lock not included, available as an option.



			L Lima 1"		M Mike 1 1/2"					
Dimensions				Price		Price		Spec.		
A	B	C	Code	T.F.L.	H.P.L.	T.F.L.	H.P.L.	Cu.Ft.	lb (L)	lb (M)
43" H.										
14	36	43	HPOD3643	653	726	788	829	15.0	116	121
14	30	43	HPOD3043	600	670	740	776	12.6	102	107
37" H.										
14	36	37	HPOD3637	576	647	672	715	13.0	103	108
14	30	37	HPOD3037	526	594	628	663	10.9	91	95

S SPECIFY

O OPTION

T - - - / - / - - -

S Series: L or M [see specifications p.58.](#)

Code: Consult the above product code list.

Surface: Take Off finishes, [see p.108, section 1.](#)

Edge: Take Off finishes, [see p.108, section 2.](#)

Base / Fronts: Take Off finishes, [see p.109, section 4.](#)

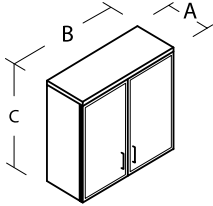
Pull: Pulls included, specify type, [see p.107.](#)

O Lock: Noki electronic lock (L), key lock (LS) or keyed-alike (LSK), add \$66, [see p.62.](#)

specify code **LSK01** to the components in the first workstation; **LSK02** to the components in the second workstation, and so on to identify the keyed-alike products.

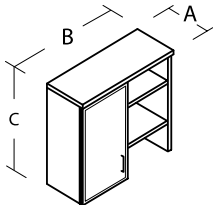
Bookcase hutches with door(s) ("contemporary" laminate alum. frame or h-gloss white interior panel)

Bookcase hutch with 2 doors.
2 shelves: 1 fixed & 1 adjustable.
No lock.



Code		L Lima 1"		M Mike 1 1/2"					
Dimensions			Doors		Price		Price		Spec.
A	B	C	Laminate	H-Gloss white	T.F.L.	H.P.L.	T.F.L.	H.P.L.	Cu.Ft. lb (L) lb (M)
43" H.									
14	36	43	HPDDM3643	HPDDL3643	1596	1669	1730	1772	15.0 134 139
14	30	43	HPDDM3043	HPDDL3043	1542	1613	1683	1718	12.6 117 122
37" H.									
14	36	37	HPDDM3637	HPDDL3637	1519	1590	1615	1658	13.0 119 124
14	30	37	HPDDM3037	HPDDL3037	1469	1537	1571	1606	10.9 104 108

Bookcase hutch with 1 door at left.
2 shelves: 1 fixed & 1 adjustable.
No lock.



Code		L Lima 1"		M Mike 1 1/2"					
Dimensions			Doors		Price		Price		Spec.
A	B	C	Laminate	H-Gloss white	T.F.L.	H.P.L.	T.F.L.	H.P.L.	Cu.Ft. lb (L) lb (M)
43" H.									
14	36	43	HPDOM3643	HPDOL3643	1077	1150	1211	1253	15.0 116 121
14	30	43	HPDOM3043	HPDOL3043	1023	1093	1164	1199	12.6 102 107
37" H.									
14	36	37	HPDOM3637	HPDOL3637	1000	1070	1096	1139	13.0 103 108
14	30	37	HPDOM3037	HPDOL3037	949	1018	1052	1087	10.9 91 95

S SPECIFY

Series Code Surface Edge Base Fronts Pull
T - - - / - / -

S Series: L or M [see specifications p.58.](#)

Code: Consult the above product code list.

Surface: Take Off finishes, [see p.108, section 1.](#)

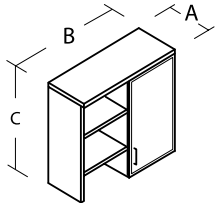
Edge: Take Off finishes, [see p.108, section 2.](#)

Base / Fronts (HP_M): Take Off finishes, [see p.109, section 4.](#)

Pull: Pulls included, specify type, [see p.107.](#)

Bookcase hutches with door(s) ("contemporary" laminate alum. frame or h-gloss white interior panel) (cont'd)

Bookcase hutch with 1 door at right.
 2 shelves: 1 fixed & 1 adjustable.
 No lock.



Code		L Lima 1"		M Mike 1 1/2"							
Dimensions			Doors		Price		Price		Spec.		
A	B	C	Laminate	H-Gloss white	T.F.L.	H.P.L.	T.F.L.	H.P.L.	Cu.Ft.	lb (L)	lb (M)
43" H.											
14	36	43	HPODM3643	HPODL3643	1077	1150	1211	1253	15.0	116	121
14	30	43	HPODM3043	HPODL3043	1023	1093	1164	1199	12.6	102	107
37" H.											
14	36	37	HPODM3637	HPODL3637	1000	1070	1096	1139	13.0	103	108
14	30	37	HPODM3037	HPODL3037	949	1018	1052	1087	10.9	91	95

S SPECIFY

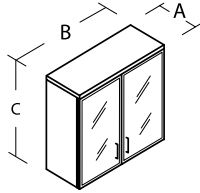
Series Code Surface Edge Base Fronts Pull

T - - - / - / -

- S Series:** L or M see specifications p.58.
- Code:** Consult the above product code list.
- Surface:** Take Off finishes, see p.108, section 1.
- Edge:** Take Off finishes, see p.108, section 2.
- Base / Fronts (HP_M):** Take Off finishes, see p.109, section 4.
- Pull:** Pulls included, specify type, see p.107.

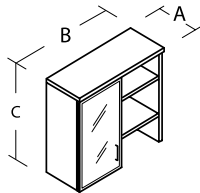
Bookcase hutches with door(s) ("contemporary" aluminum frame with acrylic interior panel)

Bookcase hutch with 2 doors.
2 shelves: 1 fixed & 1 adjustable.
No lock.



				L Lima 1"		M Mike 1 1/2"				
Dimensions				Price		Price		Spec.		
A	B	C	Code	T.F.L.	H.P.L.	T.F.L.	H.P.L.	Cu.Ft.	lb (L)	lb (M)
43" H.										
14	36	43	HPDDGiC3643	1455	1528	1590	1631	15.0	134	139
14	30	43	HPDDGiC3043	1401	1472	1542	1577	12.6	117	122
37" H.										
14	36	43	HPDDGiC3637	1378	1449	1474	1517	13.0	119	124
14	30	43	HPDDGiC3037	1328	1396	1430	1465	10.9	104	108

Bookcase hutch with 1 door at left.
2 shelves: 1 fixed & 1 adjustable.
No lock.



				L Lima 1"		M Mike 1 1/2"				
Dimensions				Price		Price		Spec.		
A	B	C	Code	T.F.L.	H.P.L.	T.F.L.	H.P.L.	Cu.Ft.	lb (L)	lb (M)
43" H.										
14	36	43	HPDOGiC3643	1007	1079	1141	1183	15.0	116	121
14	30	43	HPDOGiC3043	953	1023	1093	1129	12.6	102	107
37" H.										
14	36	37	HPDOGiC3637	930	1000	1025	1068	13.0	103	108
14	30	37	HPDOGiC3037	879	947	981	1016	10.9	91	95

S SPECIFY

Series Code Surface Edge Base Pull
T - - - / - -

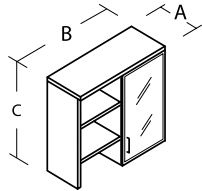
- S Series:** L or M see specifications p.58.
- Code:** Consult the above product code list.
- Surface:** Take Off finishes, see p.108, section 1.
- Edge:** Take Off finishes, see p.108, section 2.
- Base:** Take Off finishes, see p.109, section 4.
- Pull:** Pulls included, specify type, see p.107.

Bookcase hutches with door(s) ("contemporary" aluminum frame with acrylic interior panel) (cont'd)

Bookcase hutch with 1 door at right.

2 shelves: 1 fixed & 1 adjustable.

No lock.



			L Lima 1"	M Mike 1 1/2"						
Dimensions			Price		Price		Spec.			
A	B	C	Code	T.F.L.	H.P.L.	T.F.L.	H.P.L.	Cu.Ft.	lb (L)	lb (M)
43" H.										
14	36	43	HPODGiC3643	1007	1079	1141	1183	15.0	116	121
14	30	43	HPODGiC3043	953	1023	1093	1129	12.6	102	107
37" H.										
14	36	37	HPODGiC3637	930	1000	1025	1068	13.0	103	108
14	30	37	HPODGiC3037	879	947	981	1016	10.9	91	95

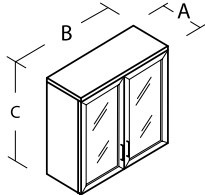
S SPECIFY

Series Code Surface Edge Base Pull
 T - - - / - -

- S Series:** L or M see specifications p.58.
- Code:** Consult the above product code list.
- Surface:** Take Off finishes, see p.108, section 1.
- Edge:** Take Off finishes, see p.108, section 2.
- Base:** Take Off finishes, see p.109, section 4.
- Pull:** Pulls included, specify type, see p.107.

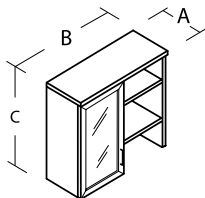
Bookcase hutches with door(s) ("traditional" aluminum frame with acrylic interior panel)

Bookcase hutch with 2 doors.
2 shelves: 1 fixed & 1 adjustable.
No lock.



				L Lima 1"		M Mike 1 1/2"				
Dimensions				Price		Price		Spec.		
A	B	C	Code	T.F.L.	H.P.L.	T.F.L.	H.P.L.	Cu.Ft.	lb (L)	lb (M)
43" H.										
14	36	43	HPDDGiA3643	1199	1272	1333	1375	15.0	134	139
14	30	43	HPDDGiA3043	1145	1216	1286	1321	12.6	117	122
37" H.										
14	36	37	HPDDGiA3637	1122	1192	1218	1261	13.0	119	124
14	30	37	HPDDGiA3037	1071	1140	1174	1209	10.9	104	108

Bookcase hutch with 1 door at left ("Traditional" aluminum frame with frosted acrylic interior panel).
2 shelves: 1 fixed & 1 adjustable.
No lock.



				L Lima 1"		M Mike 1 1/2"				
Dimensions				Price		Price		Spec.		
A	B	C	Code	T.F.L.	H.P.L.	T.F.L.	H.P.L.	Cu.Ft.	lb (L)	lb (M)
43" H.										
14	36	43	HPDOGiA3643	1103	1176	1238	1279	15.0	116	121
14	30	43	HPDOGiA3043	1049	1120	1190	1225	12.6	102	107
37" H.										
14	36	37	HPDOGiA3637	1026	1097	1122	1165	13.0	103	108
14	30	37	HPDOGiA3037	976	1044	1078	1113	10.9	91	95

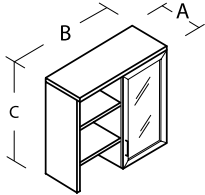
S SPECIFY

Series Code Surface Edge Base Pull
T - - - / - -

- S Series:** L or M see specifications p.58.
- Code:** Consult the above product code list.
- Surface:** Take Off finishes, see p.108, section 1.
- Edge:** Take Off finishes, see p.108, section 2.
- Base:** Take Off finishes, see p.109, section 4.
- Pull:** Pulls included, specify type, see p.107.

Bookcase hutches with door(s) ("traditional" aluminum frame with acrylic interior panel) (cont'd)

Bookcase hutch with 1 door at right.
2 shelves: 1 fixed & 1 adjustable.
No lock.



			L Lima 1"	M Mike 1 1/2"						
Dimensions			Price		Price		Spec.			
A	B	C	Code	T.F.L.	H.P.L.	T.F.L.	H.P.L.	Cu.Ft.	lb (L)	lb (M)
43" H.										
14	36	43	HPODGiA3643	1103	1176	1238	1279	15.0	116	121
14	30	43	HPODGiA3043	1049	1120	1190	1225	12.6	102	107
37" H.										
14	36	37	HPODGiA3637	1026	1097	1122	1165	13.0	103	108
14	30	37	HPODGiA3037	976	1044	1078	1113	10.9	91	95

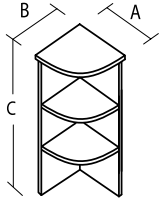
S SPECIFY

Series Code Surface Edge Base Pull
T - - - / - -

- S Series:** L or M see specifications p.58.
- Code:** Consult the above product code list.
- Surface:** Take Off finishes, see p.108, section 1.
- Edge:** Take Off finishes, see p.108, section 2.
- Base:** Take Off finishes, see p.109, section 4.
- Pull:** Pulls included, specify type, see p.107.

Corner rounded bookcase hutches

Corner rounded bookcase hutch.
Bottom shelf is adjustable, top one is fixed.



				L Lima 1"		M Mike 1 1/2"				
Dimensions				Price		Price		Spec.		
A	B	C	Code	T.F.L.	H.P.L.	T.F.L.	H.P.L.	Cu.Ft.	lb (L)	lb (M)
14	14	43	HC43	597	653	633	689	5.7	39	42
14	14	37	HC37	553	609	589	645	4.9	35	38

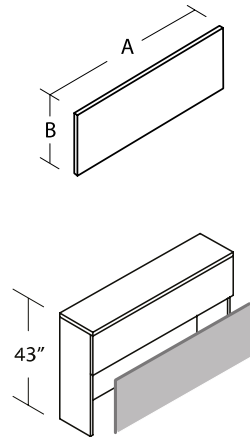
S SPECIFY

Series Code Surface Edge Base
T - - - / -

- S Series:** L or M [see specifications p.58.](#)
- Code:** Consult the above product code list.
- Surface:** Take Off finishes, [see p.108, section 1.](#)
- Edge:** Take Off finishes, [see p.108, section 2.](#)
- Base:** Take Off finishes, [see p.109, section 4.](#)

Tackboards for 43" H. hutches without horizontal pigeonhole

Tackboard for hutch.
 Installs under 43" H. hutches, with Velcro® strips.
 Allows access to the hutch's wiring grommet.



Dimensions			Code	Price					Spec.	
A	B			Gr.1	COM Gr.2	Gr.3	Gr.4	Gr.5	Cu.Ft.	lb
82	25	for 84" hutch	BT8225	384	430	472	497	517	2.2	21
76	25	for 78" hutch	BT7625	358	399	439	462	480	2.0	21
70	25	for 72" hutch	BT7025	331	371	405	430	448	1.8	19
64	25	for 66" hutch	BT6425	294	329	362	383	402	1.7	17
58	25	for 60" hutch	BT5825	248	279	304	311	318	1.5	16
52	25	for 54" hutch	BT5225	234	263	287	294	303	1.4	14
46	25	for 48" hutch	BT4625	228	253	273	283	290	1.2	12
40	25	for 42" hutch	BT4025	193	216	232	241	249	1.1	11
34	25	for 36" hutch	BT3425	177	196	216	223	231	0.9	9
28	25	for 30" hutch	BT2825	163	178	195	205	210	0.8	8
22	25	for 24" hutch	BT2225	151	163	176	185	193	0.6	6

S SPECIFY

Code Fabric
 AC - -

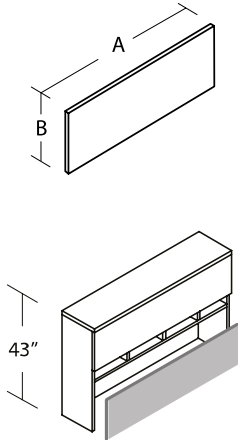
S Code: Consult the above product code list.
Fabric: Refer to current Artopex panel fabric card.

Tackboards for 43" H. hutches with horizontal pigeonhole

Tackboard for hutch.

Installs under 43" H. hutches with horizontal pigeonhole unit, with Velcro strips.

Allows access to the hutch's wiring grommet.



Dimensions			Code	Price					Spec.	
A	B			Gr.1	COM Gr.2	Gr.3	Gr.4	Gr.5	Cu.Ft.	lb
82	21	for 84" hutch	BT8221	355	400	442	468	487	2.2	21
76	21	for 78" hutch	BT7621	330	371	410	433	452	2.0	21
70	21	for 72" hutch	BT7021	304	343	377	403	421	1.8	19
64	21	for 66" hutch	BT6421	267	303	336	356	376	1.7	17
58	21	for 60" hutch	BT5821	222	254	278	286	292	1.5	16
52	21	for 54" hutch	BT5221	210	239	262	270	277	1.4	14
46	21	for 48" hutch	BT4621	204	230	250	259	266	1.2	12
40	21	for 42" hutch	BT4021	171	194	210	218	227	1.1	11
34	21	for 36" hutch	BT3421	155	175	194	202	210	0.9	9
28	21	for 30" hutch	BT2821	142	157	174	184	189	0.8	8
22	21	for 24" hutch	BT2221	131	143	157	165	174	0.6	6

S SPECIFY

Code Fabric
 AC - -

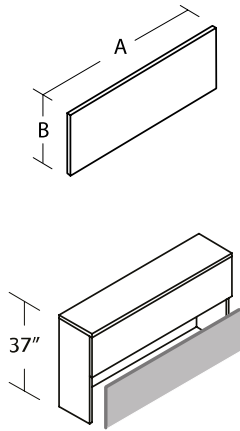
S Code: Consult the above product code list.
Fabric: Refer to current Artopex panel fabric card.

Tackboards for 37" H. hutches without horizontal pigeonhole

Tackboard for hutch.

Installs under 37" H. hutches, with Velcro® strips.

Allows access to the hutch's wiring grommet.



Dimensions			Code	Price					Spec.	
A	B			Gr.1	COM Gr.2	Gr.3	Gr.4	Gr.5	Cu.Ft.	lb
82	19	for 84" hutch	BT8219	349	394	436	461	481	2.2	21
76	19	for 78" hutch	BT7619	323	365	404	428	446	2.0	21
70	19	for 72" hutch	BT7019	298	337	372	397	416	1.8	19
64	19	for 66" hutch	BT6419	262	297	330	351	371	1.7	17
58	19	for 60" hutch	BT5819	217	250	273	282	287	1.5	16
52	19	for 54" hutch	BT5219	206	234	257	265	273	1.4	14
46	19	for 48" hutch	BT4619	200	226	245	255	264	1.2	12
40	19	for 42" hutch	BT4019	167	190	207	215	222	1.1	11
34	19	for 36" hutch	BT3419	153	172	191	199	206	0.9	9
28	19	for 30" hutch	BT2819	140	155	172	182	187	0.8	8
22	19	for 24" hutch	BT2219	129	141	155	164	172	0.6	6

S SPECIFY

Code Fabric
 AC - -

S Code: Consult the above product code list.

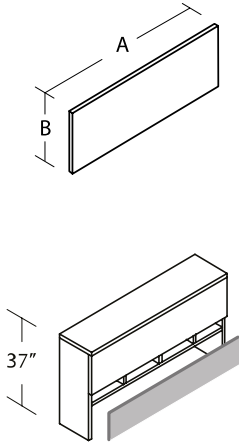
Fabric: Refer to current Artopex panel fabric card.

Tackboards for 37" H. hutches with horizontal pigeonhole

Tackboard for hutch.

Installs under 37" H. hutches with horizontal pigeonhole unit, with Velcro® strips.

Allows access to the hutch's wiring grommet.



Dimensions			Code	Price					Spec.	
A	B			Gr.1	COM Gr.2	Gr.3	Gr.4	Gr.5	Cu.Ft.	lb
82	15	for 84" hutch	BT8215	334	381	422	448	468	2.2	21
76	15	for 78" hutch	BT7615	310	352	392	415	432	2.0	21
70	15	for 72" hutch	BT7015	287	326	361	385	403	1.8	19
64	15	for 66" hutch	BT6415	251	286	320	341	360	1.7	17
58	15	for 60" hutch	BT5815	208	240	264	272	277	1.5	16
52	15	for 54" hutch	BT5215	197	226	250	256	265	1.4	14
46	15	for 48" hutch	BT4615	193	219	238	248	256	1.2	12
40	15	for 42" hutch	BT4015	161	184	200	208	217	1.1	11
34	15	for 36" hutch	BT3415	147	166	186	194	201	0.9	9
28	15	for 30" hutch	BT2815	135	151	167	177	182	0.8	8
22	15	for 24" hutch	BT2215	125	138	152	160	168	0.6	6

S SPECIFY

Code Fabric
 AC - -

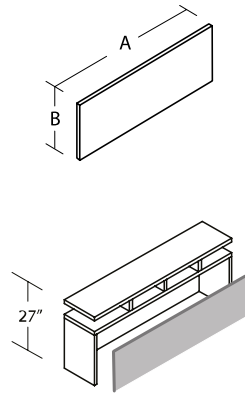
S Code: Consult the above product code list.
Fabric: Refer to current Artopex panel fabric card.

Tackboards for 27" H. modular hutches

Tackboard for hutch.

Installs under 27" H. modular hutches, with Velcro® strips.

Allows access to the hutch's wiring grommet.



Dimensions		Code	Price					Spec.		
A	B		Gr.1	COM Gr.2	Gr.3	Gr.4	Gr.5	Cu.Ft.	lb	
82	19	for 84" hutch	BT8219	349	394	436	461	481	2.2	21
76	19	for 78" hutch	BT7619	323	365	404	428	446	2.0	21
70	19	for 72" hutch	BT7019	298	337	372	397	416	1.8	19
64	19	for 66" hutch	BT6419	262	297	330	351	371	1.7	17
58	19	for 60" hutch	BT5819	217	250	273	282	287	1.5	16
52	19	for 54" hutch	BT5219	206	234	257	265	273	1.4	14
46	19	for 48" hutch	BT4619	200	226	245	255	264	1.2	12
40	19	for 42" hutch	BT4019	167	190	207	215	222	1.1	11
34	19	for 36" hutch	BT3419	153	172	191	199	206	0.9	9
28	19	for 30" hutch	BT2819	140	155	172	182	187	0.8	8
22	19	for 24" hutch	BT2219	129	141	155	164	172	0.6	6

S SPECIFY

Code Fabric
 AC - -

S Code: Consult the above product code list.

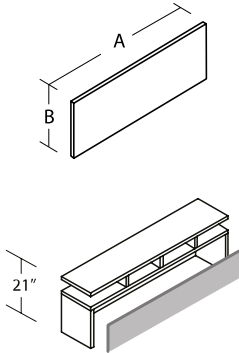
Fabric: Refer to current Artopex panel fabric card.

Tackboards for 21" H. modular hutches

Tackboard for hutch.

Installs under 27" H. modular hutches, with Velcro® strips.

Allows access to the hutch's wiring grommet.



Dimensions			Code	Price					Spec.	
A	B			Gr.1	COM Gr.2	Gr.3	Gr.4	Gr.5	Cu.Ft.	lb
82	13	for 84" hutch	BT8213	338	383	425	450	471	2.2	21
76	13	for 78" hutch	BT7613	314	355	395	418	437	2.0	21
70	13	for 72" hutch	BT7013	290	329	364	389	407	1.8	19
64	13	for 66" hutch	BT6413	255	290	323	344	364	1.7	17
58	13	for 60" hutch	BT5813	212	244	268	276	282	1.5	16
52	13	for 54" hutch	BT5213	201	231	254	262	270	1.4	14
46	13	for 48" hutch	BT4613	198	224	243	253	262	1.2	12
40	13	for 42" hutch	BT4013	160	187	198	211	216	1.1	11
34	13	for 36" hutch	BT3413	145	165	182	189	200	0.9	9
28	13	for 30" hutch	BT2813	134	149	165	177	182	0.8	8
22	13	for 24" hutch	BT2213	123	132	149	158	166	0.6	6

S SPECIFY

Code Fabric
 AC - -

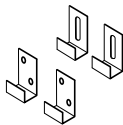
S Code: Consult the above product code list.
Fabric: Refer to current Artopex panel fabric card.

Wall mount brackets for hutch-type tackboards

Hook brackets for installing a hutch-type tackboard on a wall.

Order 2 packs for tackboards 60" and over.

Available in 4 colors.



	Code	Price	Spec.	
Pack of 4	BTHK	50	0.1	1



WARNING:

Cannot be used with "BTL" tackboards.

S SPECIFY

AC - Code - Metal

S Code: Consult the above product code list.

Metal: Specify the finish: Black (3067), Charcoal (3064), Silver (3090) or Polar White (3002).

Pigeonhole units

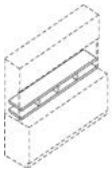
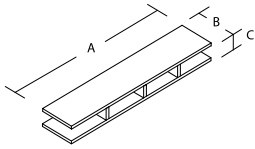
Horizontal pigeonhole unit.

Can be installed on a credenza or suspended underneath a hutch.

Cannot be installed under a hutch with metal sides.

Mounting hardware included (to be used when suspending under a hutch)

Select the appropriate tackboard, [see p.C58 to C61](#)



**INSTALLED ON
A CREDENZA**



**INSTALLED
UNDERNEATH
A HUTCH**

Dimensions				Code	Price	Spec.	
A	B	C				Cu.Ft.	lb
82	11	5	for 84" hutch	PiH82	670	4.0	37
76	11	5	for 78" hutch	PiH76	634	3.7	34
70	11	5	for 72" hutch	PiH70	598	3.5	32
64	11	5	for 66" hutch	PiH64	566	3.2	29
58	11	5	for 60" hutch	PiH58	532	2.9	27
52	11	5	for 54" hutch	PiH52	496	2.6	24
46	11	5	for 48" hutch	PiH46	463	2.3	22
40	11	5	for 42" hutch	PiH40	431	2.0	19
34	11	5	for 36" hutch	PiH34	397	1.7	16
28	11	5	for 30" hutch	PiH28	361	1.4	14
22	11	5	for 24" hutch	PiH22	323	1.1	11

S SPECIFY

Series Code Base
 T - - -

S Code: Consult the above product code list.

Base: Take Off finishes, [see p.109, section 3](#).

Edge will match the selected "Base" finish.

Tables & storage / Layering S-T



Tables and returns

rectangular tables	D02
reversible returns and bridge-returns	D10
bridge-surfaces	D13
rectangular surface-mounted layering tables with "L" support	D15
rectangular surface-mounted layering tables with "L" support	D23
"D" shaped surface-mounted layering tables with "L" support	D24
"D" shaped surface-mounted layering tables with adjustable support	D26
arched surface-mounted layering tables with "L" support	D28
arched surface-mounted layering tables with adjustable support	D32
rectangular surface-mounted layering tables with "L" support	D34
rectangular surface-mounted layering tables with adjustable support	D43

Storage

credenzas	D46
storage units - 23" H.	D51
storage for layering tables	D53
cushion for storage units	D55

Rectangular tables (combined material end panels)

29" H. rectangular table with combined-material (metal-laminate) end panels.

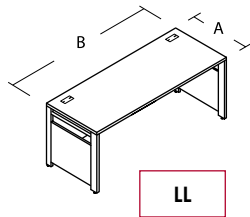
Available with 2 full end panels (LL), full / recessed end panels (LC) or recessed / full end panels (CL).

Tables 36" deep are only available with full end panels (LL) on each side.

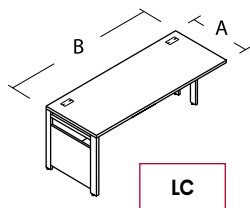
Tables with 2 recessed end panels (CC) can be found at [p.D08-D09](#).

Includes a full height modesty panel, 4" from the floor.

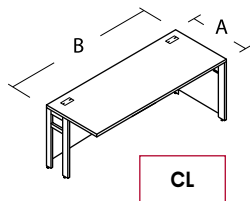
Tables 42" and less in length have 1 central grommet included.



LL



LC



CL

		S Sierra 1"		T Tango 1 1/2"			
Dimensions		Price		Price		Spec.	
A	B	Code	T.F.L.	H.P.L.	T.F.L.	H.P.L.	Cu.Ft. lb (S) lb (T)
36	84	LL end panels only TiX3684	1080	1297	—	1403	11.1 193 241
36	78	LL end panels only TiX3678	1062	1251	—	1348	10.5 183 227
36	72	LL end panels only TiX3672	1042	1203	1068	1293	9.8 173 214
36	66	LL end panels only TiX3666	986	1177	1040	1258	9.2 163 201
36	60	LL end panels only TiX3660	952	1131	1007	1205	8.6 153 188
36	54	LL end panels only TiX3654	919	1089	985	1164	8.0 143 174
36	48	LL end panels only TiX3648	887	1044	963	1122	7.4 134 161
30	84	TiX3084	986	1178	—	1268	9.2 168 208
30	78	TiX3078	969	1139	—	1222	8.7 159 196
30	72	TiX3072	952	1100	989	1177	8.1 150 185
30	66	TiX3066	917	1062	956	1128	7.6 142 173
30	60	TiX3060	887	1022	926	1082	7.7 133 162
30	54	TiX3054	858	988	910	1051	6.6 125 150
30	48	TiX3048	827	950	892	1016	6.1 116 139
30	42	TiX3042	792	910	851	959	5.6 107 127
30	36	TiX3036	759	868	816	910	5.1 99 116
30	30	TiX3030	750	836	798	877	4.6 90 104
30	24	TiX3024	734	796	772	838	4.1 80 92



WARNING:

The recessed end panel always has an "open" design.

S SPECIFY

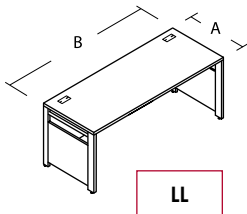
Series Code Legs Surface Edge Base Metal Grommet M-Outlet Modesty
 T - - - / - - - - - -

O OPTIONS

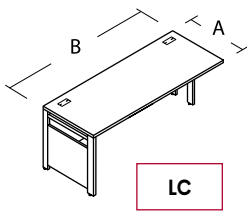
- S Series:** S or T see specifications p.58.
- Code:** Consult the above product code list.
- Legs:** Specify end panel configuration: (LL), (LC), (CL).
- Surface:** Take Off finishes, see p.108, section 1.
- Edge:** Take Off finishes, see p.108, section 2.
- Base:** Take Off finishes, see p.109, section 4.
- Metal leg:** Specify the finish: Black (3067), Charcoal (3064), Silver (3090) or Polar White (3002).
- Grommet:** Specify the color of the grommet, White (G1) or Charcoal (G2) or "No Grommet" (NG) option, no charge, see p.62 to 64.
- O Multi-Outlet:** Option of 1-circuit multi-outlet (EC...) at left ...L, centered ...C and/or at right ...R, add \$213 each or option of standard multi-outlet (UC...) at left ...L, centered ...C and/or at right ...R, add \$213, see p.65.
 On tables 36" or less in length, only the centered multi-outlet (ECC/UCC) is available.
- Modesty:** Option of 18" high (U18) or 9" high (U9) modesty panel, no charge, see p.67.

Rectangular tables (combined material end panels) (cont'd)

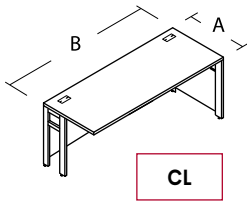
29" H. rectangular table with combined-material (metal-laminate) end panels.
 Available with 2 full end panels (LL), full / recessed end panels (LC) or recessed / full end panels (CL).
 Tables 36" deep are only available with full end panels (LL) on each side.
 Tables with 2 recessed end panels (CC) can be found at p.D08-D09.
 Includes a full height modesty panel, 4" from the floor.
 Tables 42" and less in length have 1 central grommet included.



LL




LC



CL

			S Sierra 1"		T Tango 1 1/2"				
Dimensions			Price		Price		Spec.		
A	B	Code	T.F.L.	H.P.L.	T.F.L.	H.P.L.	Cu.Ft.	lb (S)	lb (T)
24	84	TiX2484	884	1055	—	1131	7.4	143	175
24	78	TiX2478	870	1023	—	1093	7.0	136	165
24	72	TiX2472	856	992	906	1056	6.5	128	155
24	66	TiX2466	833	952	876	1013	6.1	120	145
24	60	TiX2460	792	917	845	970	5.7	113	136
24	54	TiX2454	766	886	823	935	5.3	105	126
24	48	TiX2448	747	860	810	910	4.9	98	116
24	42	TiX2442	712	818	781	860	4.5	90	106
24	36	TiX2436	678	778	761	828	4.1	83	96
24	30	TiX2430	652	748	751	814	3.7	75	87
24	24	TiX2424	627	719	735	785	3.7	68	77

 **WARNING:**
 The recessed end panel always has an "open" design.

S SPECIFY							O OPTIONS				
Series	Code	Legs	Surface	Edge	Base	Metal	Grommet	M-Outlet	Modesty		
T -	<input type="text"/>	-	<input type="text"/>	/	<input type="text"/>	-	<input type="text"/>	-	<input type="text"/>	-	<input type="text"/>

S Series: S or T see specifications p.58.
Code: Consult the above product code list.
Legs: Specify end panel configuration: (LL), (LC), (CL).
Surface: Take Off finishes, see p.108, section 1.
Edge: Take Off finishes, see p.108, section 2.
Base: Take Off finishes, see p.109, section 4.
Metal leg: Specify the finish: Black (3067), Charcoal (3064), Silver (3090) or Polar White (3002).
Grommet: Specify the color of the grommet, White (G1) or Charcoal (G2) or "No Grommet" (NG) option, no charge, see p.62 to 64.
O Multi-Outlet: Option of 1-circuit multi-outlet (EC...) at left ...L, centered ...C and/or at right ...R, add \$213 each or option of standard multi-outlet (UC...) at left ...L, centered ...C and/or at right ...R, add \$213 each, see p.65. On tables 36" or less in length, only the centered multi-outlet (ECC/UCC) is available.
Modesty: Option of 18" high (U18) or 9" high (U9) modesty panel, no charge, see p.67.

Rectangular tables (perforated metal end panels)

29" H. rectangular table with perforated metal end panels.

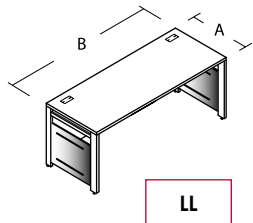
Available with 2 full end panels (LL), full / recessed end panels (LC) or recessed / full end panels (CL).

Tables 36" deep are only available with full end panels (LL) on each side.

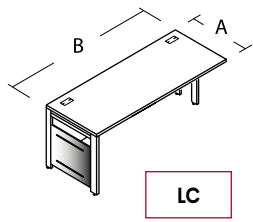
Tables with 2 recessed end panels (CC) can be found at p.D08-D09.

Includes a full height modesty panel, 4" from the floor.

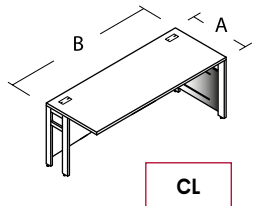
Tables 42" and less in length have 1 central grommet included.



LL



LC



CL

				S Sierra 1"		T Tango 1 1/2"				
Dimensions				Price		Price		Spec.		
A	B		Code	T.F.L.	H.P.L.	T.F.L.	H.P.L.	Cu.Ft.	lb (S)	lb (T)
36	84	LL end panels only	TiM3684	1080	1297	—	1403	11.1	193	241
36	78	LL end panels only	TiM3678	1062	1251	—	1348	10.5	183	227
36	72	LL end panels only	TiM3672	1042	1203	1068	1293	9.8	173	214
36	66	LL end panels only	TiM3666	986	1177	1040	1258	9.2	163	201
36	60	LL end panels only	TiM3660	952	1131	1007	1205	8.6	153	188
36	54	LL end panels only	TiM3654	919	1089	985	1164	8.0	143	174
36	48	LL end panels only	TiM3648	887	1044	963	1122	7.4	134	161
30	84		TiM3084	986	1178	—	1268	9.2	168	208
30	78		TiM3078	969	1139	—	1222	8.7	159	196
30	72		TiM3072	952	1100	989	1177	8.1	150	185
30	66		TiM3066	917	1062	956	1128	7.6	142	173
30	60		TiM3060	887	1022	926	1082	7.7	133	162
30	54		TiM3054	858	988	910	1051	6.6	125	150
30	48		TiM3048	827	950	892	1016	6.1	116	139
30	42		TiM3042	792	910	851	959	5.6	107	127
30	36		TiM3036	759	868	816	910	5.1	99	116
30	30		TiM3030	750	836	798	877	4.6	90	104
30	24		TiM3024	734	796	772	838	4.1	80	92



WARNING:

The recessed end panel always has an "open" design.

S SPECIFY

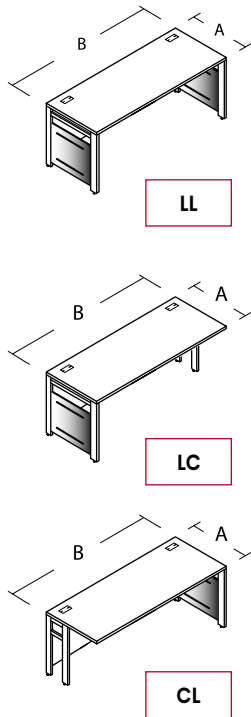
Series Code Legs Surface Edge Base Metal Grommet M-Outlet Modesty
 T - - - / - - - - - -

O OPTIONS


- S Series:** S or T see specifications p.58.
- Code:** Consult the above product code list.
- Legs:** Specify end panel configuration: (LL), (LC), (CL) .
- Surface:** Take Off finishes, see p.108, section 1.
- Edge:** Take Off finishes, see p.108, section 2.
- Base:** Take Off finishes, see p.109, section 4.
- Metal leg:** Specify the finish: Black (3067), Charcoal (3064), Silver (3090) or Polar White (3002).
- Grommet:** Specify the color of the grommet, White (G1) or Charcoal (G2) or "No Grommet" (NG) option, no charge, see p.62 to 64.
- O Multi-Outlet:** Option of 1-circuit multi-outlet (EC...) at left ...L, centered ...C and/or at right ...R, add \$213 each or option of standard multi-outlet (UC...) at left ...L, centered ...C and/or at right ...R, add \$213 each, see p.65.
 On tables 36" or less in length, only the centered multi-outlet (ECC/UCC) is available.
- Modesty:** Option of 18" high (U18) or 9" high (U9) modesty panel, no charge, see p.67.

Rectangular tables (perforated metal end panels) (cont'd)

29" H. rectangular table with perforated metal end panels.
 Available with 2 full end panels (LL), full / recessed end panels (LC) or recessed / full end panels (CL).
 Tables 36" deep are only available with full end panels (LL) on each side.
 Tables with 2 recessed end panels (CC) can be found at p.D08-D09.
 Includes a full height modesty panel, 4" from the floor.
 Tables 42" and less in length have 1 central grommet included.



			S Sierra 1"		T Tango 1 1/2"				
Dimensions			Price		Price		Spec.		
A	B	Code	T.F.L.	H.P.L.	T.F.L.	H.P.L.	Cu.Ft.	lb (S)	lb (T)
24	84	TiM2484	884	1055	—	1131	7.4	143	175
24	78	TiM2478	870	1023	—	1093	7.0	136	165
24	72	TiM2472	856	992	906	1056	6.5	128	155
24	66	TiM2466	833	952	876	1013	6.1	120	145
24	60	TiM2460	792	917	845	970	5.7	113	136
24	54	TiM2454	766	886	823	935	5.3	105	126
24	48	TiM2448	747	860	810	910	4.9	98	116
24	42	TiM2442	712	818	781	860	4.5	90	106
24	36	TiM2436	678	778	761	828	4.1	83	96
24	30	TiM2430	652	748	751	814	3.7	75	87
24	24	TiM2424	627	719	735	785	3.7	68	77

 **WARNING:**
 The recessed end panel always has an "open" design.

S SPECIFY							O OPTIONS					
Series	Code	Legs	Surface	Edge	Base	Metal	Grommet	M-Outlet	Modesty			
T -	<input type="text"/>	-	<input type="text"/>	<input type="text"/>	/	<input type="text"/>	-	<input type="text"/>	-	<input type="text"/>	-	<input type="text"/>

S Series: S or T see specifications p.58.
Code: Consult the above product code list.
Legs: Specify end panel configuration: (LL), (LC), (CL).
Surface: Take Off finishes, see p.108, section 1.
Edge: Take Off finishes, see p.108, section 2.
Base: Take Off finishes, see p.109, section 4.
Metal leg: Specify the finish: Black (3067), Charcoal (3064), Silver (3090) or Polar White (3002).
Grommet: Specify the color of the grommet, White (G1) or Charcoal (G2) or "No Grommet" (NG) option, no charge, see p.62 to 64.
O Multi-Outlet: Option of 1-circuit multi-outlet (EC...) at left ...L, centered ...C and/or at right ...R, add \$213 each or option of standard multi-outlet (UC...) at left ...L, centered ...C and/or at right ...R, add \$213 each, see p.65. On tables 36" or less in length, only the centered multi-outlet (ECC/UCC) is available.
Modesty: Option of 18" high (U18) or 9" high (U9) modesty panel, no charge, see p.67.

Rectangular tables (open metal end panels)

29" H. rectangular table with open metal end panels.

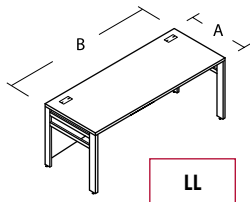
Available with 2 full end panels (LL), full / recessed end panels (LC) or recessed / full end panels (CL).

Tables 36" deep are only available with full end panels (LL) on each side.

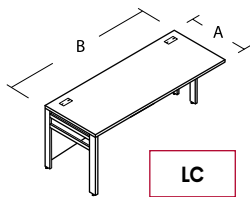
Tables with 2 recessed end panels (CC) can be found at [p.D08-D09](#).

Includes a full height modesty panel, 4" from the floor.

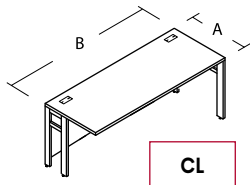
Tables 42" and less in length have 1 central grommet included.



LL



LC



CL

		S Sierra 1"		T Tango 1 1/2"			
Dimensions		Price		Price		Spec.	
A	B	Code	T.F.L.	H.P.L.	T.F.L.	H.P.L.	Cu.Ft. lb (S) lb (T)
36	84	LL end panels only TiO3684	926	1143	—	1249	11.1 174 222
36	78	LL end panels only TiO3678	908	1097	—	1194	10.5 164 209
36	72	LL end panels only TiO3672	888	1049	914	1139	9.8 154 196
36	66	LL end panels only TiO3666	832	1023	886	1104	9.2 145 182
36	60	LL end panels only TiO3660	798	977	853	1051	8.6 135 169
36	54	LL end panels only TiO3654	765	935	831	1010	8.0 125 156
36	48	LL end panels only TiO3648	733	890	809	968	7.4 115 143
30	84	TiO3084	865	1057	—	1147	9.2 151 191
30	78	TiO3078	848	1018	—	1101	8.7 143 180
30	72	TiO3072	831	979	868	1056	8.1 134 168
30	66	TiO3066	796	941	835	1007	7.6 125 157
30	60	TiO3060	766	901	805	961	7.7 117 145
30	54	TiO3054	737	867	789	930	6.6 108 134
30	48	TiO3048	706	829	771	895	6.1 99 122
30	42	TiO3042	671	789	730	838	5.6 91 111
30	36	TiO3036	638	747	695	789	5.1 82 99
30	30	TiO3030	629	715	677	756	4.6 74 88
30	24	TiO3024	613	675	651	717	4.1 64 75

S SPECIFY

Series Code Legs Surface Edge Base Metal Grommet M-Outlet Modesty
 T - - - / - - - - - -

O OPTIONS

- S Series:** S or T see specifications p.58.
- Code:** Consult the above product code list.
- Legs:** Specify end panel configuration: (LL), (LC), (CL).
- Surface:** Take Off finishes, see p.108, section 1.
- Edge:** Take Off finishes, see p.108, section 2.
- Base:** Take Off finishes, see p.109, section 4.
- Metal leg:** Specify the finish: Black (3067), Charcoal (3064), Silver (3090) or Polar White (3002).
- Grommet:** Specify the color of the grommet, White (G1) or Charcoal (G2) or "No Grommet" (NG) option, no charge, see p.62 to 64.
- O Multi-Outlet:** Option of 1-circuit multi-outlet (EC...) at left ...L, centered ...C and/or at right ...R, add \$213 each or option of standard multi-outlet (UC...) at left ...L, centered ...C and/or at right ...R, add \$213 each, see p.65.
 On tables 36" or less in length, only the centered multi-outlet (ECC/UCC) is available.
- Modesty:** Option of 18" high (U18) or 9" high (U9) modesty panel, no charge, see p.67.

Rectangular tables (open metal end panels) (cont'd)

29" H. rectangular table with open metal end panels.

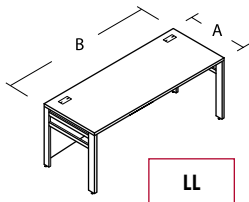
Available with 2 full end panels (LL), full / recessed end panels (LC) or recessed / full end panels (CL).

Tables 36" deep are only available with full end panels (LL) on each side.

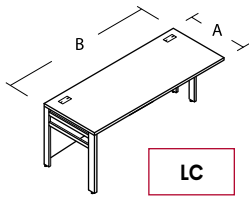
Tables with 2 recessed end panels (CC) can be found at p.D08-D09.

Includes a full height modesty panel, 4" from the floor.

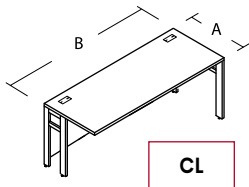
Tables 42" and less in length have 1 central grommet included.



LL



LC



CL

			S Sierra 1"		T Tango 1 1/2"				
Dimensions			Price		Price		Spec.		
A	B	Code	T.F.L.	H.P.L.	T.F.L.	H.P.L.	Cu.Ft.	lb (S)	lb (T)
24	84	TiO2484	774	945	—	1021	7.4	129	161
24	78	TiO2478	760	913	—	983	7.0	121	151
24	72	TiO2472	746	882	796	946	6.5	113	141
24	66	TiO2466	723	842	766	903	6.1	106	131
24	60	TiO2460	682	807	735	860	5.7	98	121
24	54	TiO2454	656	776	713	825	5.3	91	111
24	48	TiO2448	637	750	700	800	4.9	83	102
24	42	TiO2442	602	708	671	750	4.5	76	92
24	36	TiO2436	568	668	651	718	4.1	68	82
24	30	TiO2430	542	638	641	704	3.7	61	72
24	24	TiO2424	517	609	625	675	3.7	53	62

S SPECIFY

Series Code Legs Surface Edge Base Metal Grommet M-Outlet Modesty
 T - - - / - - - - - -

O OPTIONS

S Series: S or T see specifications p.58.

Code: Consult the above product code list.

Legs: Specify end panel configuration: (LL), (LC), (CL).

Surface: Take Off finishes, see p.108, section 1.

Edge: Take Off finishes, see p.108, section 2.

Base: Take Off finishes, see p.109, section 4.

Metal leg: Specify the finish: Black (3067), Charcoal (3064), Silver (3090) or Polar White (3002).

Grommet: Specify the color of the grommet, White (G1) or Charcoal (G2) or "No Grommet" (NG) option, no charge, see p.62 to 64.

O Multi-Outlet: Option of 1-circuit multi-outlet (EC...) at left ...L, centered ...C and/or at right ...R, add \$213 each or option of standard multi-outlet (UC...) at left ...L, centered ...C and/or at right ...R, add \$213 each, see p.65. On tables 36" or less in length, only the centered multi-outlet (ECC/UCC) is available.

Modesty: Option of 18" high (U18) or 9" high (U9) modesty panel, no charge, see p.67.

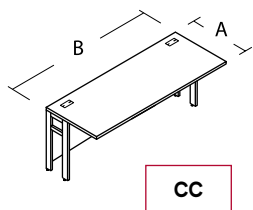
Rectangular tables (open metal "CC" end panels)

29" H. rectangular table with open metal end panels. Available with 2 recessed end panels.

This table features the same specifications as the 3 previous tables.

Includes a full height modesty panel, 4" from the floor.

Tables 42" and less in length have 1 central grommet included.



		S Sierra 1"		T Tango 1 1/2"					
Dimensions			Price		Price		Spec.		
A	B	Code	T.F.L.	H.P.L.	T.F.L.	H.P.L.	Cu.Ft.	lb (S)	lb (T)
30	84	TiO3084CC	799	991	—	1081	9.2	154	194
30	78	TiO3078CC	782	952	—	1035	8.7	145	182
30	72	TiO3072CC	765	913	802	990	8.1	136	171
30	66	TiO3066CC	730	875	769	941	7.6	128	159
30	60	TiO3060CC	700	835	739	895	7.1	119	148
30	54	TiO3054CC	671	801	723	864	6.6	111	136
30	48	TiO3048CC	640	763	705	829	6.1	102	125
30	42	TiO3042CC	605	723	664	772	5.6	93	113
30	36	TiO3036CC	572	681	629	723	5.1	85	102
30	30	TiO3030CC	563	649	611	690	4.6	76	90
30	24	TiO3024CC	547	609	585	651	4.1	67	78
24	84	TiO2484CC	752	923	—	999	7.4	134	166
24	78	TiO2478CC	738	891	—	961	7.0	126	156
24	72	TiO2472CC	724	860	774	924	6.5	119	146
24	66	TiO2466CC	701	820	744	881	6.1	111	136
24	60	TiO2460CC	660	785	713	838	5.7	103	126
24	54	TiO2454CC	634	754	691	803	5.3	96	117
24	48	TiO2448CC	615	728	678	778	4.9	88	107
24	42	TiO2442CC	580	686	649	728	4.5	81	97
24	36	TiO2436CC	546	646	629	696	4.1	73	87
24	30	TiO2430CC	520	616	619	682	3.7	66	77
24	24	TiO2424CC	495	587	603	653	3.3	58	67

S SPECIFY

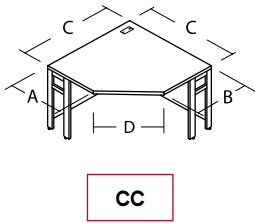
Series Code Surface Edge Base Metal Grommet M-Outlet Modesty
 T - - - / - - - - -

O OPTIONS

- S Series:** S or T see specifications p.58.
- Code:** Consult the above product code list.
- Surface:** Take Off finishes, see p.108, section 1.
- Edge:** Take Off finishes, see p.108, section 2.
- Base:** Take Off finishes, see p.109, section 4.
- Metal leg:** Specify the finish: Black (3067), Charcoal (3064), Silver (3090) or Polar White (3002).
- Grommet:** Specify the color of the grommet, White (G1) or Charcoal (G2) or "No Grommet" (NG) option, no charge, see p.62 to 64.
- O Multi-Outlet:** Option of 1-circuit multi-outlet (EC...) at left ...L, centered ...C and/or at right ...R, add \$213 each or option of standard multi-outlet (UC...) at left ...L, centered ...C and/or at right ...R, add \$213 each, see p.65.
 On tables 36" or less in length, only the centered multi-outlet (ECC/UCC) is available.
- Modesty:** Option of 18" high (U18) or 9" high (U9) modesty panel, no charge, see p.67.

Corner tables (open metal "CC" end panels)

90° corner table with recessed open metal end panels. Woodgrain is positioned at a 45° angle on these surfaces.
 For corners **CSO3042CC** and **CSO2436CC**: the "D" dimension being 17" limits the keyboard choice.



				S Sierra 1"		T Tango 1 1/2"			
Dimensions				Price		Price		Spec.	
A	B	C	D	Code	T.F.L.	H.P.L.	T.F.L.	H.P.L.	Cu.Ft. lb (S) lb (T)
30	30	48	25 1/2	CSO3048CC	954	1187	1122	1326	8.6 135 169
30	30	42	17	CSO3042CC	887	1092	1059	1216	7.2 115 141
24	24	48	34	CSO2448CC	924	1153	1088	1291	8.6 131 163
24	24	42	25 1/2	CSO2442CC	857	1058	1025	1181	7.2 112 137
24	24	36	17	CSO2436CC	785	956	952	1067	6.0 94 113
18	18	36	25 1/2	CSO1836CC	752	924	919	1033	6.0 91 109

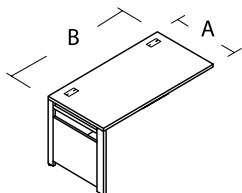
S SPECIFY					O OPTIONS														
Series	Code	Surface	Edge	Base	Metal	Grommet	M-Outlet	Modesty											
T -	<input type="text"/>	-	<input type="text"/>	-	<input type="text"/>	/	<input type="text"/>	-	<input type="text"/>	-	<input type="text"/>	-	<input type="text"/>	-	<input type="text"/>	-	<input type="text"/>	-	<input type="text"/>
S	Series: S or T see specifications p.58.																		
	Code: Consult the above product code list.																		
	Surface: Take Off finishes, see p.108, section 1.																		
	Edge: Take Off finishes, see p.108, section 2.																		
	Base: Take Off finishes, see p.109, section 4.																		
	Metal leg: Specify the finish: Black (3067), Charcoal (3064), Silver (3090) or Polar White (3002).																		
	Grommet: Specify the color of the grommet, White (G1) or Charcoal (G2) or "No Grommet" (NG) option, no charge, see p.62 to 64.																		
O	Multi-Outlet: Option of 1-circuit multi-outlet (EC...) at left ...L, centered ...C and/or at right ...R, add \$213 each or option of standard multi-outlet (UC...) at left ...L, centered ...C and/or at right ...R, add \$213 each, see p.65. On tables 36" or less in length, only the centered multi-outlet (ECC/UCC) is available.																		
	Modesty: Option of 18" high (U18) or 9" high (U9) modesty panel, no charge, see p.67.																		

Reversible returns (combined material end panel)

29" H. reversible return with combined material (metal-laminate) end panel.

Includes a full height modesty panel, 4" from the floor.

Returns 42" and less in length have 1 central grommet included.



			S Sierra 1"		T Tango 1 1/2"				
Dimensions			Price		Price		Spec.		
A	B	Code	T.F.L.	H.P.L.	T.F.L.	H.P.L.	Cu.Ft.	lb (S)	lb (T)
24	60	RERX2460	626	732	658	800	5.0	97	120
24	54	RERX2454	589	690	628	749	4.6	89	111
24	48	RERX2448	551	648	598	699	4.2	78	96
24	42	RERX2442	514	606	569	648	3.9	70	86
24	36	RERX2436	479	567	550	616	3.5	63	78
24	30	RERX2430	452	536	540	603	3.2	56	68
21	48	RERX2148	534	623	581	668	3.8	72	88
21	42	RERX2142	497	583	545	620	3.5	64	78
21	36	RERX2136	465	560	525	592	3.2	57	70
21	30	RERX2130	438	518	512	581	2.9	50	60
18	48	RERX1848	523	604	570	644	3.3	66	82
18	42	RERX1842	487	567	527	600	3.0	58	71
18	36	RERX1836	457	547	517	587	2.7	51	63
18	30	RERX1830	431	506	504	565	2.4	44	53

S SPECIFY

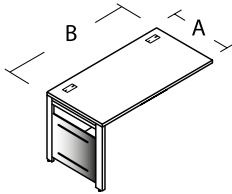
Series Code Surface Edge Base Metal Grommet M-Outlet Modesty
 T - - - / - - - - -

O OPTIONS

- S Series:** S or T see specifications p.58.
- Code:** Consult the above product code list.
- Surface:** Take Off finishes, see p.108, section 1.
- Edge:** Take Off finishes, see p.108, section 2.
- Base:** Take Off finishes, see p.109, section 4.
- Metal leg:** Specify the finish: Black (3067), Charcoal (3064), Silver (3090) or Polar White (3002).
- Grommet:** Specify the color of the grommet, White (G1) or Charcoal (G2) or "No Grommet" (NG) option, no charge, see p.62 to 64.
- O Multi-Outlet:** Option of 1-circuit multi-outlet (EC...) at left ...L, centered ...C and/or at right ...R, add \$213 each or option of standard multi-outlet (UC...) at left ...L, centered ...C and/or at right ...R, add \$213 each, see p.65.
 On tables 36" or less in length, only the centered multi-outlet (ECC/UCC) is available.
- Modesty:** Option of 18" high (U18) or 9" high (U9) modesty panel, no charge, see p.67.

Reversible returns (perforated metal end panel)

29" H. reversible return with perforated metal end panel.
Includes a full height modesty panel, 4" from the floor.
Returns 42" and less in length have 1 central grommet included.



Dimensions		Code	S Sierra 1"		T Tango 1 1/2"		Spec.		
A	B		T.F.L.	H.P.L.	T.F.L.	H.P.L.	Cu.Ft.	lb (S)	lb (T)
24	60	RERM2460	626	732	658	800	5.0	97	120
24	54	RERM2454	589	690	628	749	4.6	89	111
24	48	RERM2448	551	648	598	699	4.2	78	96
24	42	RERM2442	514	606	569	648	3.9	70	86
24	36	RERM2436	479	567	550	616	3.5	63	78
24	30	RERM2430	452	536	540	603	3.2	56	68
21	48	RERM2148	534	623	581	668	3.8	72	88
21	42	RERM2142	497	583	545	620	3.5	64	78
21	36	RERM2136	465	560	525	592	3.2	57	70
21	30	RERM2130	438	518	512	581	2.9	50	60
18	48	RERM1848	523	604	570	644	3.3	66	82
18	42	RERM1842	487	567	527	600	3.0	58	71
18	36	RERM1836	457	547	517	587	2.7	51	63
18	30	RERM1830	431	506	504	565	2.4	44	53

S SPECIFY

Series Code Surface Edge Base Metal Grommet M-Outlet Modesty
T - - - / - - - - - -

O OPTIONS

S Series: S or T [see specifications p.58](#).

Code: Consult the above product code list.

Surface: Take Off finishes, [see p.108, section 1](#).

Edge: Take Off finishes, [see p.108, section 2](#).

Base: Take Off finishes, [see p.109, section 4](#).

Metal leg: Specify the finish: Black (3067), Charcoal (3064), Silver (3090) or Polar White (3002).

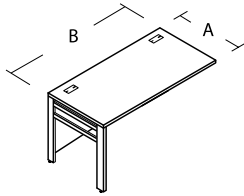
Grommet: Specify the color of the grommet, White (G1) or Charcoal (G2) or "No Grommet" (NG) option, no charge, [see p.62 to 64](#).

O Multi-Outlet: Option of 1-circuit multi-outlet (EC...) at left ...L, centered ...C and/or at right ...R, add \$213 each or option of standard multi-outlet (UC...) at left ...L, centered ...C and/or at right ...R, add \$213 each, [see p.65](#).
On tables 36" or less in length, only the centered multi-outlet (ECC/UCC) is available.

Modesty: Option of 18" high (U18) or 9" high (U9) modesty panel, no charge, [see p.67](#).

Reversible returns (open metal end panel)

29" H. reversible return with open metal end panel.
Includes a full height modesty panel, 4" from the floor.
Returns 42" and less in length have 1 central grommet included.



		S Sierra 1"		T Tango 1 1/2"					
Dimensions		Price		Price		Spec.			
A	B	Code	T.F.L.	H.P.L.	T.F.L.	H.P.L.	Cu.Ft.	lb (S)	lb (T)
24	60	RERO2460	571	677	603	745	5.0	90	113
24	54	RERO2454	534	635	573	694	4.6	82	104
24	48	RERO2448	496	593	543	644	4.2	71	89
24	42	RERO2442	459	551	514	593	3.9	63	79
24	36	RERO2436	424	512	495	561	3.5	56	71
24	30	RERO2430	397	481	485	548	3.2	49	61
21	48	RERO2148	484	573	531	618	3.8	66	82
21	42	RERO2142	448	534	495	571	3.5	58	72
21	36	RERO2136	416	510	475	542	3.2	51	64
21	30	RERO2130	388	469	462	531	2.9	44	54
18	48	RERO1848	473	554	520	594	3.3	61	76
18	42	RERO1842	438	517	477	550	3.0	54	66
18	36	RERO1836	407	497	468	538	2.7	46	58
18	30	RERO1830	382	457	454	516	2.4	38	48

S SPECIFY

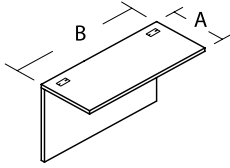
Series Code Surface Edge Base Metal Grommet M-Outlet Modesty
 T - - - / - - - - - -

O OPTIONS

- S Series:** S or T [see specifications p.58](#).
- Code:** Consult the above product code list.
- Surface:** Take Off finishes, [see p.108, section 1](#).
- Edge:** Take Off finishes, [see p.108, section 2](#).
- Base:** Take Off finishes, [see p.109, section 4](#).
- Metal leg:** Specify the finish: Black (3067), Charcoal (3064), Silver (3090) or Polar White (3002).
- Grommet:** Specify the color of the grommet, White (G1) or Charcoal (G2) or "No Grommet" (NG) option, no charge, [see p.62 to 64](#).
- O Multi-Outlet:** Option of 1-circuit multi-outlet (EC...) at left ...L, centered ...C and/or at right ...R, add \$213 each or option of standard multi-outlet (UC...) at left ...L, centered ...C and/or at right ...R, add \$213 each, [see p.65](#).
On tables 36" or less in length, only the centered multi-outlet (ECC/UCC) is available.
- Modesty:** Option of 18" high (U18) or 9" high (U9) modesty panel, no charge, [see p.67](#).

Bridge-returns

29" H. bridge-return with modesty panel, 4" from the floor.
 Bridge-returns can not accomodate suspended pedestals.



			S Sierra 1"		T Tango 1 1/2"				
Dimensions			Price		Price		Spec.		
A	B	Code	T.F.L.	H.P.L.	T.F.L.	H.P.L.	Cu.Ft.	lb (S)	lb (T)
24	48	REB2448	311	448	397	497	2.8	60	78
24	42	REB2442	299	406	369	448	2.5	52	68
24	36	REB2436	287	374	349	416	2.1	45	60
24	30	REB2430	276	334	339	402	1.8	38	50
21	48	REB2148	305	437	386	482	2.5	56	72
21	42	REB2142	294	397	359	432	2.2	48	62
21	36	REB2136	282	365	339	402	1.9	41	54
21	30	REB2130	270	323	328	386	1.6	34	44
18	48	REB1848	299	426	375	466	2.2	52	67
18	42	REB1842	287	386	348	417	1.9	44	57
18	36	REB1836	276	354	328	391	1.6	37	49
18	30	REB1830	264	312	317	374	1.3	30	39

S SPECIFY

O OPTIONS

T - Series - Code - Surface / Edge - Base - Grommet - M-Outlet - Modesty

S Series: S or T see specifications p.58.

Code: Consult the above product code list.

Surface: Take Off finishes, see p.108, section 1.

Edge: Take Off finishes, see p.108, section 2.

Base: Take Off finishes, see p.109, section 4.

Grommet: Specify the color of the grommet, White (G1) or Charcoal (G2) or "No Grommet" (NG) option, no charge, see p.62 to 64.

O Multi-Outlet: Option of 1-circuit multi-outlet (EC...) at left ...L, centered ...C and/or at right ...R, add \$213 each or option of standard multi-outlet (UC...) at left ...L, centered ...C and/or at right ...R, add \$213 each, see p.65. On tables 36" or less in length, only the centered multi-outlet (ECC/UCC) is available.

Modesty: Option of 18" high (U18) or 9" high (U9) modesty panel, no charge, see p.67.

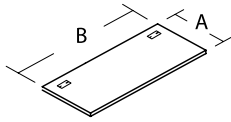
Bridge-surfaces

Bridge-surface with no modesty panel.

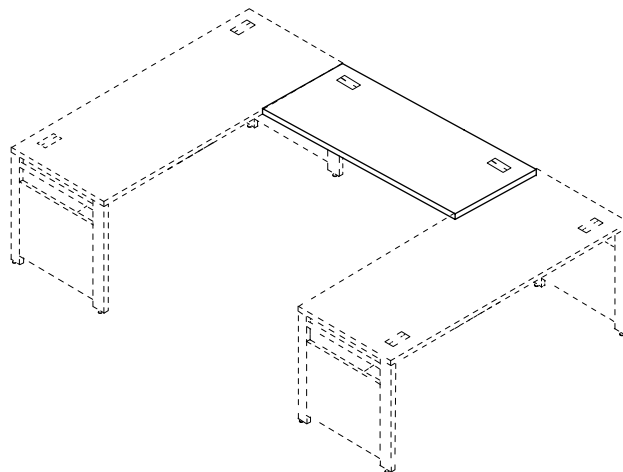
Attaches to 2 surfaces.

Surfaces 42" and less in length have 1 central grommet included.

Bridge-surfaces can be used with "support" pedestals but can not accomodate suspended pedestals.



		S Sierra 1"		T Tango 1 1/2"					
Dimensions		Price		Price		Spec.			
A	B	Code	T.F.L.	H.P.L.	T.F.L.	H.P.L.	Cu.Ft.	lb (S)	lb (T)
24	48	REBS2448	263	399	349	449	1.7	32	47
24	42	REBS2442	255	362	325	404	1.6	28	42
24	36	REBS2436	246	333	308	375	1.3	24	36
24	30	REBS2430	240	298	303	365	1.1	19	30
21	48	REBS2148	256	388	338	433	1.6	28	42
21	42	REBS2142	250	353	315	388	1.3	24	36
21	36	REBS2136	241	325	298	361	1.1	21	31
21	30	REBS2130	233	287	292	350	0.9	17	26
18	48	REBS1848	251	377	327	418	1.3	24	36
18	42	REBS1842	243	342	304	373	1.1	21	31
18	36	REBS1836	235	314	287	350	1.0	18	27
18	30	REBS1830	228	276	281	338	0.8	15	22



S SPECIFY

O OPTION

Series Code Surface Edge Grommet M-Outlet
 T - - - / - -

S Series: S or T see specifications p.58.

Code: Consult the above product code list.

Surface: Take Off finishes, see p.108, section 1.

Edge: Take Off finishes, see p.108, section 2.

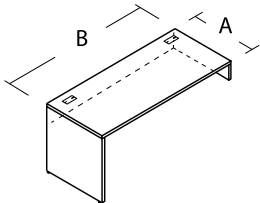
Grommet: Specify the color of the grommet, White (G1) or Charcoal (G2) or "No Grommet" (NG) option, no charge, see p.62 to 64.

O Multi-Outlet: Option of 1-circuit multi-outlet (EC...) at left ...L, centered ...C and/or at right ...R, add \$213 each or option of standard multi-outlet (UC...) at left ...L, centered ...C and/or at right ...R, add \$213 each, see p.65.
 On tables 36" or less in length, only the centered multi-outlet (ECC/UCC) is available.

** WARNING, the module will not be covered and will be noticeable.

Rectangular surface-mounted layering tables with "L" support (laminated end panel)

Left or right rectangular table with 1 full laminate end panel.
 5" H. laminate "L" support (end gable and modesty panel).
 Installs on a 23" H. support credenza from the **Sierra 1" (S)** series, [see p.D45 to D48](#).
 Assembly hardware included.

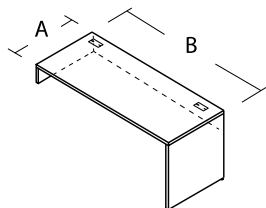


		S Sierra 1"		T Tango 1 1/2"				
Dimensions			Price		Price		Spec.	
A	B	Code	T.F.L.	H.P.L.	T.F.L.	H.P.L.	Cu.Ft.	lb (S) lb (T)
LEFT TABLE								
36	84	DPI3684L	710	926	—	1032	9.9	109 143
36	78	DPI3678L	691	880	—	977	9.4	103 134
36	72	DPI3672L	671	833	697	922	8.8	97 125
36	66	DPI3666L	615	806	669	888	8.2	91 116
36	60	DPI3660L	581	760	636	834	7.6	86 107
30	84	DPI3084L	658	850	—	941	8.0	91 119
30	78	DPI3078L	641	811	—	894	7.5	87 113
30	72	DPI3072L	624	772	661	849	6.9	82 106
30	66	DPI3066L	590	734	628	800	6.4	77 99
30	60	DPI3060L	559	694	598	755	5.9	72 92
24	84	DPI2484L	598	769	—	845	6.6	75 97
24	78	DPI2478L	584	737	—	807	6.2	71 92
24	72	DPI2472L	570	706	620	770	5.7	67 86
24	66	DPI2466L	547	666	590	727	5.3	63 80
24	60	DPI2460L	506	631	559	684	4.9	59 75

S SPECIFY						O OPTION							
Series	Code	Surface	Edge	Base	Grommet	M-Outlet							
T -	<input type="text"/>	-	<input type="text"/>	-	<input type="text"/>	/	<input type="text"/>	-	<input type="text"/>	-	<input type="text"/>	-	<input type="text"/>
S	Series: S or T see specifications p.58 .	Code: Consult the above product code list.	Surface: Take Off finishes, see p.108, section 1 .	Edge: Take Off finishes, see p.108, section 2 .	Base: Take Off finishes, see p.109, section 4 .	Grommet: Specify the color of the grommet, White (G1) or Charcoal (G2) or "No Grommet" (NG) option, no charge, see p.62 to 64 .	M-Outlet: Option of 1-circuit multi-outlet (EC...) at left ...L, centered ...C and/or at right ...R, add \$213 each or option of standard multi-outlet (UC...) at left ...L, centered ...C and/or at right ...R, add \$213 each, see p.65 .						

Rectangular surface-mounted layering tables with "L" support (laminated end panel) (cont'd)

Left or right rectangular table with 1 full laminate end panel.
 5" H. laminate "L" support (end gable and modesty panel).
 Installs on a 23" H. support credenza from the **Sierra 1" (S)** series, [see p.D45 to D48](#).
 Assembly hardware included.



		S Sierra 1"		T Tango 1 1/2"					
Dimensions			Price		Price		Spec.		
A	B	Code	T.F.L.	H.P.L.	T.F.L.	H.P.L.	Cu.Ft.	lb (S)	lb (T)
RIGHT TABLE									
36	84	DPI3684R	710	926	—	1032	9.9	109	143
36	78	DPI3678R	691	880	—	977	9.4	103	134
36	72	DPI3672R	671	833	697	922	8.8	97	125
36	66	DPI3666R	615	806	669	888	8.2	91	116
36	60	DPI3660R	581	760	636	834	7.6	86	107
30	84	DPI3084R	658	850	—	941	8.0	91	119
30	78	DPI3078R	641	811	—	894	7.5	87	113
30	72	DPI3072R	624	772	661	849	6.9	82	106
30	66	DPI3066R	590	734	628	800	6.4	77	99
30	60	DPI3060R	559	694	598	755	5.9	72	92
24	84	DPI2484R	598	769	—	845	6.6	75	97
24	78	DPI2478R	584	737	—	807	6.2	71	92
24	72	DPI2472R	570	706	620	770	5.7	67	86
24	66	DPI2466R	547	666	590	727	5.3	63	80
24	60	DPI2460R	506	631	559	684	4.9	59	75

S SPECIFY

O OPTION

Series Code Surface Edge Base Grommet M-Outlet
 T - - - / - - -

- S Series:** S or T [see specifications p.58](#).
- Code:** Consult the above product code list.
- Surface:** Take Off finishes, [see p.108, section 1](#).
- Edge:** Take Off finishes, [see p.108, section 2](#).
- Base:** Take Off finishes, [see p.109, section 4](#).
- Grommet:** Specify the color of the grommet, White (G1) or Charcoal (G2) or "No Grommet" (NG) option, no charge, [see p.62 to 64](#).
- O Multi-Outlet:** Option of 1-circuit multi-outlet (EC...) at left ...L, centered ...C and/or at right ...R, add \$213 each or option of standard multi-outlet (UC...) at left ...L, centered ...C and/or at right ...R, add \$213 each, [see p.65](#).

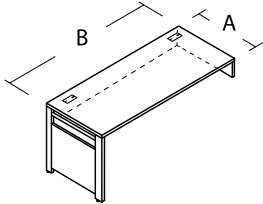
Rectangular surface-mounted layering tables with "L" support (combined material end panels)

Left or right rectangular table with 1 combined material (metal/laminate) end-panel.

5" H. laminate "L" support (end gable and modesty panel).

Installs on a 23" H. support credenza from the **Sierra 1" (S)** series, [see p.D45 to D48](#).

Assembly hardware included.



		S Sierra 1"		T Tango 1 1/2"			
Dimensions		Price		Price		Spec.	
A	B	Code	T.F.L.	H.P.L.	T.F.L.	H.P.L.	Cu.Ft. lb (S) lb (T)
LEFT TABLE							
36	84	DPIX3684L	853	1069	—	1175	9.9 109 143
36	78	DPIX3678L	834	1023	—	1120	9.4 103 134
36	72	DPIX3672L	814	976	840	1065	8.8 97 125
36	66	DPIX3666L	758	949	812	1031	8.2 91 116
36	60	DPIX3660L	724	903	779	977	7.6 86 107
30	84	DPIX3084L	784	977	—	1067	8.0 91 119
30	78	DPIX3078L	768	937	—	1021	7.5 87 113
30	72	DPIX3072L	750	899	788	976	6.9 82 106
30	66	DPIX3066L	716	860	755	926	6.4 77 99
30	60	DPIX3060L	685	821	725	881	5.9 72 92
24	84	DPIX2484L	708	879	—	955	6.6 75 97
24	78	DPIX2478L	694	847	—	917	6.2 71 92
24	72	DPIX2472L	680	816	730	880	5.7 67 86
24	66	DPIX2466L	657	776	700	837	5.3 63 80
24	60	DPIX2460L	616	741	669	794	4.9 59 75

S SPECIFY

O OPTION

Series Code Surface Edge Base Metal Grommet M-Outlet
 T - - - / - - - -

S Series: S or T [see specifications p.58](#).

Code: Consult the above product code list.

Surface: Take Off finishes, [see p.108, section 1](#).

Edge: Take Off finishes, [see p.108, section 2](#).

Base: Take Off finishes, [see p.109, section 4](#).

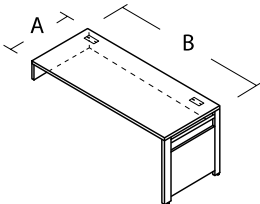
Metal leg: Specify the finish: Black (3067), Charcoal (3064), Silver (3090) or Polar White (3002).

Grommet: Specify the color of the grommet, White (G1) or Charcoal (G2) or "No Grommet" (NG) option, no charge, [see p.62 to 64](#).

O Multi-Outlet: Option of 1-circuit multi-outlet (EC...) at left ...L, centered ...C and/or at right ...R, add \$213 each or option of standard multi-outlet (UC...) at left ...L, centered ...C and/or at right ...R, add \$213 each, [see p.65](#).

Rectangular surface-mounted layering tables with "L" support (combined material end panels) (cont'd)

Left or right rectangular table with 1 combined material (metal/laminate) end-panel.
 5" H. laminate "L" support (end gable and modesty panel).
 Installs on a 23" H. support credenza from the **Sierra 1" (S)** series, see p.D45 to D48.
 Assembly hardware included.



		S Sierra 1"		T Tango 1 1/2"					
Dimensions		Price		Price		Spec.			
A	B	Code	T.F.L.	H.P.L.	T.F.L.	H.P.L.	Cu.Ft.	lb (S)	lb (T)
RIGHT TABLE									
36	84	DPiX3684R	853	1069	—	1175	9.9	109	143
36	78	DPiX3678R	834	1023	—	1120	9.4	103	134
36	72	DPiX3672R	814	976	840	1065	8.8	97	125
36	66	DPiX3666R	758	949	812	1031	8.2	91	116
36	60	DPiX3660R	724	903	779	977	7.6	86	107
30	84	DPiX3084R	784	977	—	1067	8.0	91	119
30	78	DPiX3078R	768	937	—	1021	7.5	87	113
30	72	DPiX3072R	750	899	788	976	6.9	82	106
30	66	DPiX3066R	716	860	755	926	6.4	77	99
30	60	DPiX3060R	685	821	725	881	5.9	72	92
24	84	DPiX2484R	708	879	—	955	6.6	75	97
24	78	DPiX2478R	694	847	—	917	6.2	71	92
24	72	DPiX2472R	680	816	730	880	5.7	67	86
24	66	DPiX2466R	657	776	700	837	5.3	63	80
24	60	DPiX2460R	616	741	669	794	4.9	59	75

S SPECIFY

O OPTION

Series Code Surface Edge Base Metal Grommet M-Outlet
 T - - - / - - - -

S Series: S or T see specifications p.58.

Code: Consult the above product code list.

Surface: Take Off finishes, see p.108, section 1.

Edge: Take Off finishes, see p.108, section 2.

Base: Take Off finishes, see p.109, section 4.

Metal leg: Specify the finish: Black (3067), Charcoal (3064), Silver (3090) or Polar White (3002).

Grommet: Specify the color of the grommet, White (G1) or Charcoal (G2) or "No Grommet" (NG) option, no charge, see p.62 to 64.

O Multi-Outlet: Option of 1-circuit multi-outlet (EC...) at left ...L, centered ...C and/or at right ...R, add \$213 each or option of standard multi-outlet (UC...) at left ...L, centered ...C and/or at right ...R, add \$213 each, see p.65.

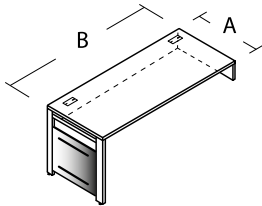
Rectangular surface-mounted layering tables with "L" support (perforated metal end panels)

Left or right rectangular table with 1 perforated metal full end panel.

5" H. laminate "L" support (end gable and modesty panel).

Installs on a 23" H. support credenza from the **Sierra 1" (S)** series, [see p.D45 to D48](#).

Assembly hardware included.



		S Sierra 1"		T Tango 1 1/2"			
Dimensions			Price		Price		Spec.
A	B	Code	T.F.L.	H.P.L.	T.F.L.	H.P.L.	Cu.Ft. lb (S) lb (T)
LEFT TABLE							
36	84	DPiM3684L	853	1069	1069	1175	9.9 109 143
36	78	DPiM3678L	834	1023	1023	1120	9.4 103 134
36	72	DPiM3672L	814	976	976	1065	8.8 97 125
36	66	DPiM3666L	758	949	949	1031	8.2 91 116
36	60	DPiM3660L	724	903	903	977	7.6 86 107
30	84	DPiM3084L	784	977	977	1067	8.0 91 119
30	78	DPiM3078L	768	937	937	1021	7.5 87 113
30	72	DPiM3072L	750	899	899	976	6.9 82 106
30	66	DPiM3066L	716	860	860	926	6.4 77 99
30	60	DPiM3060L	685	821	821	881	5.9 72 92
24	84	DPiM2484L	708	879	879	955	6.6 75 97
24	78	DPiM2478L	694	847	847	917	6.2 71 92
24	72	DPiM2472L	680	816	816	880	5.7 67 86
24	66	DPiM2466L	657	776	776	837	5.3 63 80
24	60	DPiM2460L	616	741	741	794	4.9 59 75

S SPECIFY

O OPTION

Series Code Surface Edge Base Metal Grommet M-Outlet
 T - - - / - - - -

S Series: S or T [see specifications p.58](#).

Code: Consult the above product code list.

Surface: Take Off finishes, [see p.108, section 1](#).

Edge: Take Off finishes, [see p.108, section 2](#).

Base: Take Off finishes, [see p.109, section 4](#).

Metal leg: Specify the finish: Black (3067), Charcoal (3064), Silver (3090) or Polar White (3002).

Grommet: Specify the color of the grommet, White (G1) or Charcoal (G2) or "No Grommet" (NG) option, no charge, [see p.62 to 64](#).

O Multi-Outlet: Option of 1-circuit multi-outlet (EC...) at left ...L, centered ...C and/or at right ...R, add \$213 each or option of standard multi-outlet (UC...) at left ...L, centered ...C and/or at right ...R, add \$213 each, [see p.65](#).

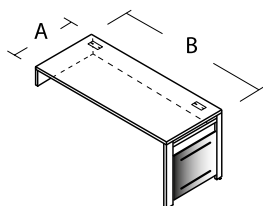
Rectangular surface-mounted layering tables with "L" support (perforated metal end panels) (cont'd)

Left or right rectangular table with 1 perforated metal full end panel.

5" H. laminate "L" support (end gable and modesty panel).

Installs on a 23" H. support credenza from the **Sierra 1" (S)** series, [see p.D45 to D48](#).

Assembly hardware included.



		S Sierra 1"		T Tango 1 1/2"					
Dimensions		Price		Price		Spec.			
A	B	Code	T.F.L.	H.P.L.	T.F.L.	H.P.L.	Cu.Ft.	lb (S)	lb (T)
RIGHT TABLE									
36	84	DPiM3684R	853	1069	—	1175	9.9	109	143
36	78	DPiM3678R	834	1023	—	1120	9.4	103	134
36	72	DPiM3672R	814	976	840	1065	8.8	97	125
36	66	DPiM3666R	758	949	812	1031	8.2	91	116
36	60	DPiM3660R	724	903	779	977	7.6	86	107
30	84	DPiM3084R	784	977	—	1067	8.0	91	119
30	78	DPiM3078R	768	937	—	1021	7.5	87	113
30	72	DPiM3072R	750	899	788	976	6.9	82	106
30	66	DPiM3066R	716	860	755	926	6.4	77	99
30	60	DPiM3060R	685	821	725	881	5.9	72	92
24	84	DPiM2484R	708	879	—	955	6.6	75	97
24	78	DPiM2478R	694	847	—	917	6.2	71	92
24	72	DPiM2472R	680	816	730	880	5.7	67	86
24	66	DPiM2466R	657	776	700	837	5.3	63	80
24	60	DPiM2460R	616	741	669	794	4.9	59	75

S SPECIFY

O OPTION

Series Code Surface Edge Base Metal Grommet M-Outlet
 T - - - / - - - -

S Series: S or T [see specifications p.58](#).

Code: Consult the above product code list.

Surface: Take Off finishes, [see p.108, section 1](#).

Edge: Take Off finishes, [see p.108, section 2](#).

Base: Take Off finishes, [see p.109, section 4](#).

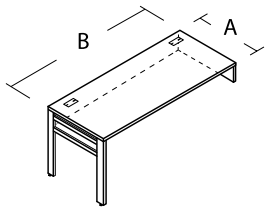
Metal leg: Specify the finish: Black (3067), Charcoal (3064), Silver (3090) or Polar White (3002).

Grommet: Specify the color of the grommet, White (G1) or Charcoal (G2) or "No Grommet" (NG) option, no charge, [see p.62 to 64](#).

O Multi-Outlet: Option of 1-circuit multi-outlet (EC...) at left ...L, centered ...C and/or at right ...R, add \$213 each or option of standard multi-outlet (UC...) at left ...L, centered ...C and/or at right ...R, add \$213 each, [see p.65](#).

Rectangular surface-mounted layering tables with "L" support (open end panels)

Left or right rectangular table with 1 open metal full end panel.
 5" H. laminate "L" support (end gable and modesty panel).
 Installs on a 23" H. support credenza from the **Sierra 1" (S)** series, [see p.D45 to D48](#).
 Assembly hardware included.



		S Sierra 1"		T Tango 1 1/2"			
Dimensions			Price		Price		Spec.
A	B	Code	T.F.L.	H.P.L.	T.F.L.	H.P.L.	Cu.Ft. lb (S) lb (T)
LEFT TABLE							
36	84	DPIO3684L	776	992	—	1098	9.9 100 134
36	78	DPIO3678L	757	946	—	1043	9.4 94 125
36	72	DPIO3672L	737	899	763	988	8.8 88 116
36	66	DPIO3666L	681	872	735	954	8.2 82 107
36	60	DPIO3660L	647	826	702	900	7.6 77 98
30	84	DPIO3084L	724	916	—	1007	8.0 83 111
30	78	DPIO3078L	707	877	—	960	7.5 79 105
30	72	DPIO3072L	690	838	727	915	6.9 74 98
30	66	DPIO3066L	656	800	694	866	6.4 69 91
30	60	DPIO3060L	625	760	664	821	5.9 64 84
24	84	DPIO2484L	653	824	—	900	6.6 68 90
24	78	DPIO2478L	639	792	—	862	6.2 64 85
24	72	DPIO2472L	625	761	675	825	5.7 60 79
24	66	DPIO2466L	602	721	645	782	5.3 56 73
24	60	DPIO2460L	561	686	614	739	4.9 52 68

S SPECIFY
O OPTION

Series Code Surface Edge Base Metal Grommet M-Outlet

T - - - / - - - - -

S Series: S or T [see specifications p.58](#).

Code: Consult the above product code list.

Surface: Take Off finishes, [see p.108, section 1](#).

Edge: Take Off finishes, [see p.108, section 2](#).

Base: Take Off finishes, [see p.109, section 4](#).

Metal leg: Specify the finish: Black (3067), Charcoal (3064), Silver (3090) or Polar White (3002).

Grommet: Specify the color of the grommet, White (G1) or Charcoal (G2) or "No Grommet" (NG) option, no charge, [see p.62 to 64](#).

O Multi-Outlet: Option of 1-circuit multi-outlet (EC...) at left ...L, centered ...C and/or at right ...R, add \$213 each or option of standard multi-outlet (UC...) at left ...L, centered ...C and/or at right ...R, add \$213 each, [see p.65](#).

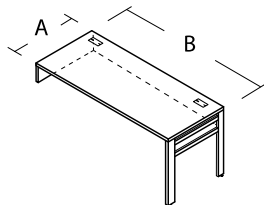
Rectangular surface-mounted layering tables with "L" support (open end panels) (cont'd)

Left or right rectangular table with 1 open metal full end panel.

5" H. laminate "L" support (end gable and modesty panel).

Installs on a 23" H. support credenza from the **Sierra 1" (S)** series, [see p.D45 to D48](#).

Assembly hardware included.



		S Sierra 1"		T Tango 1 1/2"					
Dimensions			Price		Price		Spec.		
A	B	Code	T.F.L.	H.P.L.	T.F.L.	H.P.L.	Cu.Ft.	lb (S)	lb (T)
RIGHT TABLE									
36	84	DPiO3684R	776	992	—	1098	9.9	100	134
36	78	DPiO3678R	757	946	—	1043	9.4	94	125
36	72	DPiO3672R	737	899	763	988	8.8	88	116
36	66	DPiO3666R	681	872	735	954	8.2	82	107
36	60	DPiO3660R	647	826	702	900	7.6	77	98
30	84	DPiO3084R	724	916	—	1007	8.0	83	111
30	78	DPiO3078R	707	877	—	960	7.5	79	105
30	72	DPiO3072R	690	838	727	915	6.9	74	98
30	66	DPiO3066R	656	800	694	866	6.4	69	91
30	60	DPiO3060R	625	760	664	821	5.9	64	84
24	84	DPiO2484R	653	824	—	900	6.6	68	90
24	78	DPiO2478R	639	792	—	862	6.2	64	85
24	72	DPiO2472R	625	761	675	825	5.7	60	79
24	66	DPiO2466R	602	721	645	782	5.3	56	73
24	60	DPiO2460R	561	686	614	739	4.9	52	68

S SPECIFY

O OPTION

Series Code Surface Edge Base Metal Grommet M-Outlet
 T - [] - [] - [] / [] - [] - [] - [] - []

S Series: S or T [see specifications p.58](#).

Code: Consult the above product code list.

Surface: Take Off finishes, [see p.108, section 1](#).

Edge: Take Off finishes, [see p.108, section 2](#).

Base: Take Off finishes, [see p.109, section 4](#).

Metal leg: Specify the finish: Black (3067), Charcoal (3064), Silver (3090) or Polar White (3002).

Grommet: Specify the color of the grommet, White (G1) or Charcoal (G2) or "No Grommet" (NG) option, no charge, [see p.62 to 64](#).

O Multi-Outlet: Option of 1-circuit multi-outlet (EC...) at left ...L, centered ...C and/or at right ...R, add \$213 each or option of standard multi-outlet (UC...) at left ...L, centered ...C and/or at right ...R, add \$213 each, [see p.65](#).

Rectangular surface-mounted layering tables with "L"

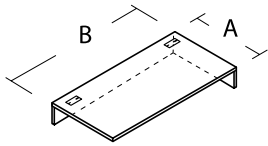
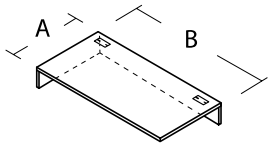
Rectangular return, left or right.

5" H. laminate "L" support (end gable and modesty panel).

Installs on a 23" H. support credenza from the **Sierra 1" (S)** series, [see p.D45 to D48](#).

Returns have 2 grommets.

Assembly hardware included.



Dimensions		S Sierra 1"		T Tango 1 1/2"		Spec.	
A	B	Code	T.F.L.	H.P.L.	T.F.L.	H.P.L.	Cu.Ft. lb (S) lb (T)
LEFT RETURN							
24	72	REEP2472L	304	440	349	521	3.3 52 71
24	66	REEP2466L	292	418	338	494	3.1 48 66
24	60	REEP2460L	275	396	310	458	2.8 44 60
21	72	REEP2172L	273	410	319	475	3.0 46 63
21	66	REEP2166L	262	388	303	454	2.7 43 58
21	60	REEP2160L	255	366	290	421	2.5 39 53
18	72	REEP1872L	248	370	294	430	2.6 41 55
18	66	REEP1866L	241	332	277	408	2.4 38 51
18	60	REEP1860L	234	320	270	376	2.2 34 47
RIGHT RETURN							
24	72	REEP2472R	304	440	349	521	3.3 52 71
24	66	REEP2466R	292	418	338	494	3.1 48 66
24	60	REEP2460R	275	396	310	458	2.8 44 60
21	72	REEP2172R	273	410	319	475	3.0 46 63
21	66	REEP2166R	262	388	303	454	2.7 43 58
21	60	REEP2160R	255	366	290	421	2.5 39 53
18	72	REEP1872R	248	370	294	430	2.6 41 55
18	66	REEP1866R	241	332	277	408	2.4 38 51
18	60	REEP1860R	234	320	270	376	2.2 34 47

S SPECIFY **O OPTION**

Series Code Surface Edge Base Grommet M-Outlet

T - - - / - - -

S Series: S or T [see specifications p.58](#).

Code: Consult the above product code list.

Surface: Take Off finishes, [see p.108, section 1](#).

Edge: Take Off finishes, [see p.108, section 2](#).

Base: Take Off finishes, [see p.109, section 4](#).

Grommet: Specify the color of the grommet, White (G1) or Charcoal (G2) or "No Grommet" (NG) option, no charge, [see p.62 to 64](#).

O Multi-Outlet: Option of 1-circuit multi-outlet (EC...) at left ...L, centered ...C and/or at right ...R, add \$213 each or option of standard multi-outlet (UC...) at left ...L, centered ...C and/or at right ...R, add \$213 each, [see p.65](#).

"D" shaped surface-mounted layering tables with "L" support (tubular leg)

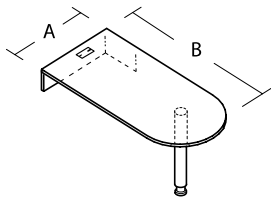
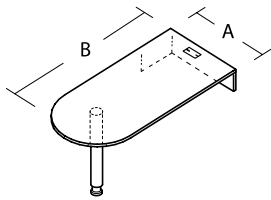
"D" shaped table.

Telescopic metal leg (4" dia.).

5" H. laminate "L" support (end gable and short modesty panel).

Installs on a 23" H. support credenza from the **Sierra 1" (S)** series, [see p.D45 to D48](#).

Assembly hardware included.



		S Sierra 1"		T Tango 1 1/2"					
Dimensions		Price		Price		Spec.			
A	B	Code	T.F.L.	H.P.L.	T.F.L.	H.P.L.	Cu.Ft.	lb (S)	lb (T)
LEFT TABLE									
36	84	DLDA3684L	756	1041	—	1250	5.1	88	128
36	78	DLDA3678L	744	1002	—	1201	4.8	85	125
36	72	DLDA3672L	725	959	932	1157	4.5	82	121
30	84	DLDA3084L	711	948	—	1142	4.4	79	117
30	78	DLDA3078L	702	916	—	1102	4.1	74	109
30	72	DLDA3072L	689	906	905	1092	3.9	69	102
24	84	DLDA2484L	666	893	—	1034	3.7	64	94
24	78	DLDA2478L	660	872	—	1003	3.5	59	88
24	72	DLDA2472L	652	836	858	975	3.3	56	82
RIGHT TABLE									
36	84	DLDA3684R	756	1041	—	1250	5.1	88	128
36	78	DLDA3678R	744	1002	—	1201	4.8	85	124
36	72	DLDA3672R	725	959	932	1157	4.5	82	121
30	84	DLDA3084R	711	948	—	1142	4.4	79	117
30	78	DLDA3078R	702	916	—	1102	4.1	74	109
30	72	DLDA3072R	689	906	905	1092	3.9	69	102
24	84	DLDA2484R	666	893	—	1034	3.7	64	94
24	78	DLDA2478R	660	872	—	1003	3.5	59	88
24	72	DLDA2472R	652	836	858	975	3.3	56	82

S SPECIFY

Series Code Surface Edge Base Metal Grommet M-Outlet
 T - [] - [] - [] / [] - [] - [] - [] - []

O OPTION

S Series: S or T [see specifications p.58](#).

Code: Consult the above product code list.

Surface: Take Off finishes, [see p.108, section 1](#).

Edge: Take Off finishes, [see p.108, section 2](#).

Base: Take Off finishes, [see p.109, section 4](#).

Metal leg: Specify the finish: Black (3067), Charcoal (3064), Silver (3090) or Polar White (3002).

Grommet: Specify the color of the grommet, White (G1) or Charcoal (G2) or "No Grommet" (NG) option, no charge, [see p.62 to 64](#).

O Multi-Outlet: Option of centered 1-circuit multi-outlet (ECC), or option of centered standard multi-outlet (UCC), add \$213, [see p.65](#).

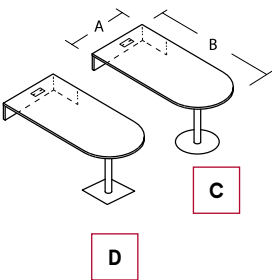
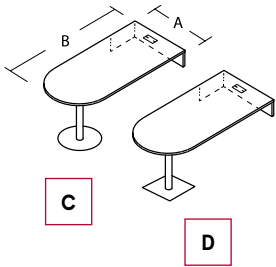
"D" shaped surface-mounted layering tables with "L" support (tubular legs with base plate)

"D" shaped table with telescopic metal leg (4" dia.) with round or square base plate.

5" H. laminate "L" support (end gable and short modesty panel).

Installs on a 23" H. support credenza from the **Sierra 1" (S)** series, [see p.D45 to D48](#).

Assembly hardware included.



		S Sierra 1"		T Tango 1 1/2"						
Dimensions		Code		Price		Price		Spec.		
A	B	Round base	Square base	T.F.L.	H.P.L.	T.F.L.	H.P.L.	Cu.Ft.	lb (S)	lb (T)
LEFT TABLE										
36	84	DLDC3684L	DLDD3684L	779	1064	—	1273	10.1	94	134
36	78	DLDC3678L	DLDD3678L	767	1025	—	1224	9.8	91	130
36	72	DLDC3672L	DLDD3672L	748	982	955	1180	9.5	88	127
30	84	DLDC3084L	DLDD3084L	734	971	—	1165	9.4	85	123
30	78	DLDC3078L	DLDD3078L	725	939	—	1125	9.1	80	115
30	72	DLDC3072L	DLDD3072L	712	930	928	1115	8.9	75	108
24	84	DLDC2484L	DLDD2484L	689	916	—	1057	8.7	70	100
24	78	DLDC2478L	DLDD2478L	683	895	—	1026	8.5	65	94
24	72	DLDC2472L	DLDD2472L	675	859	881	998	8.3	62	88
RIGHT TABLE										
36	84	DLDC3684R	DLDD3684R	779	1064	—	1273	10.1	94	134
36	78	DLDC3678R	DLDD3678R	767	1025	—	1224	9.8	91	130
36	72	DLDC3672R	DLDD3672R	748	982	955	1180	9.5	88	127
30	84	DLDC3084R	DLDD3084R	734	971	—	1165	9.4	85	123
30	78	DLDC3078R	DLDD3078R	725	939	—	1125	9.1	80	115
30	72	DLDC3072R	DLDD3072R	712	930	928	1115	8.9	75	108
24	84	DLDC2484R	DLDD2484R	689	916	—	1057	8.7	70	100
24	78	DLDC2478R	DLDD2478R	683	895	—	1026	8.5	65	94
24	72	DLDC2472R	DLDD2472R	675	859	881	998	8.3	62	88

S SPECIFY

T - - - / - - - - -

O OPTION

S Series: S or T [see specifications p.58](#).

Code: Consult the above product code list.

Surface: Take Off finishes, [see p.108, section 1](#).

Edge: Take Off finishes, [see p.108, section 2](#).

Base: Take Off finishes, [see p.109, section 4](#).

Metal leg: Specify the finish: Black (3067), Charcoal (3064), Silver (3090) or Polar White (3002).

Grommet: Specify the color of the grommet, White (G1) or Charcoal (G2) or "No Grommet" (NG) option, no charge, [see p.62 to 64](#).

O Multi-Outlet: Option of centered 1-circuit multi-outlet (ECC), or option of centered standard multi-outlet (UCC), add \$213, [see p.65](#).

"D" shaped surface-mounted layering tables with adjustable support (tubular leg)

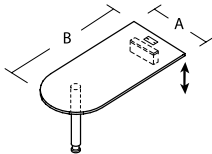
"D" shaped table.

Telescopic metal leg (4" dia.).

5" H. adjustable metal support. Adjusts from 28" to 31" high.

Installs on a 23" H. support credenza from the **Sierra 1" (S)** series, [see p.D45 to D48](#).

Assembly hardware included.



			S Sierra 1"		T Tango 1 1/2"				
Dimensions			Price		Price		Spec.		
A	B	Code	T.F.L.	H.P.L.	T.F.L.	H.P.L.	Cu.Ft.	lb (S)	lb (T)
36	84	DADA3684	920	1205	—	1414	5.4	92	126
36	78	DADA3678	908	1166	—	1365	5.1	87	119
36	72	DADA3672	889	1123	1096	1321	5.0	82	111
30	84	DADA3084	875	1112	—	1306	4.9	80	108
30	78	DADA3078	866	1080	—	1266	4.6	76	102
30	72	DADA3072	853	1070	1069	1256	4.4	71	96
24	84	DADA2484	829	1057	—	1198	4.2	68	90
24	78	DADA2478	824	1036	—	1167	4.0	64	85
24	72	DADA2472	816	1000	1022	1139	3.8	61	80

S SPECIFY

Series Code Surface Edge Metal Grommet M-Outlet
 T - - - / - - -

O OPTION

S Series: S or T [see specifications p.58](#).

Code: Consult the above product code list.

Surface: Take Off finishes, [see p.108, section 1](#).

Edge: Take Off finishes, [see p.108, section 2](#).

Metal leg & support: Specify the finish: Black (3067), Charcoal (3064), Silver (3090) or Polar White (3002).

Grommet: Specify the color of the grommet, White (G1) or Charcoal (G2) or "No Grommet" (NG) option, no charge, [see p.62 to 64](#).

O Multi-Outlet: Option of centered 1-circuit multi-outlet (ECC), or option of centered standard multi-outlet (UCC), add \$213, [see p.65](#).

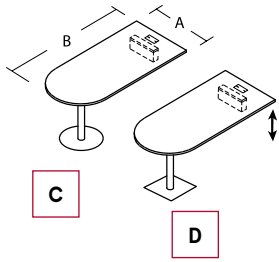
"D" shaped surface-mounted layering tables with adjustable support (tubular legs with base plate)

"D" shaped table with telescopic metal leg (4" dia.) with round or square base plate.

5" H. adjustable metal support. Adjusts from 28" to 31" high.

Installs on a 23" H. support credenza from the **Sierra 1" (S)** series, [see p.D45 to D48](#).

Assembly hardware included.



				S Sierra 1"		T Tango 1 1/2"				
Dimensions		Code		Price		Price		Spec.		
A	B	Round base	Square base	T.F.L.	H.P.L.	T.F.L.	H.P.L.	Cu.Ft.	lb (S)	lb (T)
36	84	DADC3684	DADD3684	943	1228	—	1437	9.8	99	133
36	78	DADC3678	DADD3678	931	1189	—	1388	9.5	94	125
36	72	DADC3672	DADD3672	912	1146	1119	1344	9.4	88	117
30	84	DADC3084	DADD3084	898	1135	—	1329	9.3	87	115
30	78	DADC3078	DADD3078	889	1103	—	1289	9.0	82	108
30	72	DADC3072	DADD3072	876	1093	1092	1279	8.8	78	102
24	84	DADC2484	DADD2484	853	1080	—	1221	8.6	74	97
24	78	DADC2478	DADD2478	847	1059	—	1190	8.4	71	92
24	72	DADC2472	DADD2472	839	1023	1045	1162	8.2	67	87

S SPECIFY

O OPTION

Series Code Surface Edge Metal Grommet M-Outlet
 T - - - / - - -

S Series: S or T [see specifications p.58](#).

Code: Consult the above product code list.

Surface: Take Off finishes, [see p.108, section 1](#).

Edge: Take Off finishes, [see p.108, section 2](#).

Metal leg & support: Specify the finish: Black (3067), Charcoal (3064), Silver (3090) or Polar White (3002).

Grommet: Specify the color of the grommet, White (G1) or Charcoal (G2) or "No Grommet" (NG) option, no charge, [see p.62 to 64](#).

O Multi-Outlet: Option of centered 1-circuit multi-outlet (ECC), or option of centered standard multi-outlet (UCC), add \$213, [see p.65](#).

Arched surface-mounted layering tables with "L" support (tubular leg)

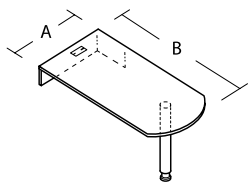
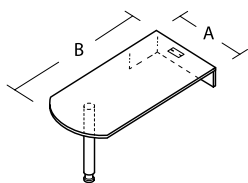
"D" shaped table (arched), left or right.

Telescopic metal leg (4" diameter).

5" H. laminate "L" support (end gable and short modesty panel).

Installs on a 23" H. support credenza from the **Sierra 1" (S)** series, [see p.D45 to D48](#).

Assembly hardware included.



		S Sierra 1"		T Tango 1 1/2"					
Dimensions		Price		Price		Spec.			
A	B	Code	T.F.L.	H.P.L.	T.F.L.	H.P.L.	Cu.Ft.	lb (S)	lb (T)
LEFT TABLE									
36	84	DLAA3684L	756	1041	—	1250	5.1	88	128
36	78	DLAA3678L	744	1002	—	1201	4.8	85	124
36	72	DLAA3672L	725	959	932	1157	4.5	82	121
30	84	DLAA3084L	711	948	—	1142	4.4	79	117
30	78	DLAA3078L	702	916	—	1102	4.1	74	109
30	72	DLAA3072L	689	906	905	1092	3.9	69	102
24	84	DLAA2484L	666	893	—	1034	3.7	64	94
24	78	DLAA2478L	660	872	—	1003	3.5	59	88
24	72	DLAA2472L	652	836	858	975	3.3	56	82
RIGHT TABLE									
36	84	DLAA3684R	756	1041	—	1250	5.1	88	128
36	78	DLAA3678R	744	1002	—	1201	4.8	85	124
36	72	DLAA3672R	725	959	932	1157	4.5	82	121
30	84	DLAA3084R	711	948	—	1142	4.4	79	117
30	78	DLAA3078R	702	916	—	1102	4.1	74	109
30	72	DLAA3072R	689	906	905	1092	3.9	69	102
24	84	DLAA2484R	666	893	—	1034	3.7	64	94
24	78	DLAA2478R	660	872	—	1003	3.5	59	88
24	72	DLAA2472R	652	836	858	975	3.3	56	82

S SPECIFY

O OPTION

T - - - / - - - - -

S Series: S or T [see specifications p.58](#).

Code: Consult the above product code list.

Surface: Take Off finishes, [see p.108, section 1](#).

Edge: Take Off finishes, [see p.108, section 2](#).

Base: Take Off finishes, [see p.109, section 4](#).

Metal leg: Specify the finish: Black (3067), Charcoal (3064), Silver (3090) or Polar White (3002).

Grommet: Specify the color of the grommet, White (G1) or Charcoal (G2) or "No Grommet" (NG) option, no charge, [see p.62 to 64](#).

O Multi-Outlet: Option of centered 1-circuit multi-outlet (ECC), or option of centered standard multi-outlet (UCC), add \$213, [see p.65](#).

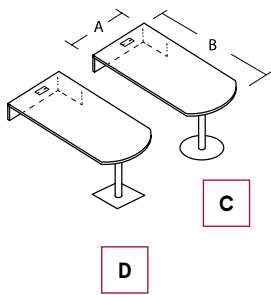
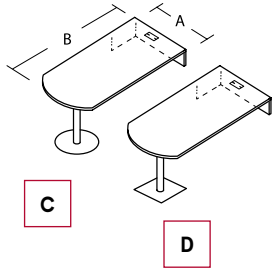
Arched surface-mounted layering tables with "L" support (tubular legs with base plate)

"D" shaped table (arched), left or right with telescopic metal leg (4" diameter) with round or square base plate.

5" H. laminate "L" support (end gable and short modesty panel).

Installs on a 23" H. support credenza from the **Sierra 1" (S)** series, [see p.D45 to D48](#).

Assembly hardware included.



				S Sierra 1"		T Tango 1 1/2"				
Dimensions		Code		Price		Price		Spec.		
A	B	Round base	Square base	T.F.L.	H.P.L.	T.F.L.	H.P.L.	Cu.Ft.	lb (S)	lb (T)
LEFT TABLE										
36	84	DLAC3684L	DLAD3684L	779	1064	—	1273	10.1	94	134
36	78	DLAC3678L	DLAD3678L	767	1025	—	1224	9.8	91	130
36	72	DLAC3672L	DLAD3672L	748	982	955	1180	9.5	88	127
30	84	DLAC3084L	DLAD3084L	734	971	—	1165	9.4	85	123
30	78	DLAC3078L	DLAD3078L	725	939	—	1125	9.1	80	115
30	72	DLAC3072L	DLAD3072L	712	930	928	1115	8.9	75	108
24	84	DLAC2484L	DLAD2484L	689	916	—	1057	8.7	70	100
24	78	DLAC2478L	DLAD2478L	683	895	—	1026	8.5	65	94
24	72	DLAC2472L	DLAD2472L	675	859	881	998	8.3	62	88
RIGHT TABLE										
36	84	DLAC3684R	DLAD3684R	779	1064	—	1273	10.1	94	134
36	78	DLAC3678R	DLAD3678R	767	1025	—	1224	9.8	91	130
36	72	DLAC3672R	DLAD3672R	748	982	955	1180	9.5	88	127
30	84	DLAC3084R	DLAD3084R	734	971	—	1165	9.4	85	123
30	78	DLAC3078R	DLAD3078R	725	939	—	1125	9.1	80	115
30	72	DLAC3072R	DLAD3072R	712	930	928	1115	8.9	75	108
24	84	DLAC2484R	DLAD2484R	689	916	—	1057	8.7	70	100
24	78	DLAC2478R	DLAD2478R	683	895	—	1026	8.5	65	94
24	72	DLAC2472R	DLAD2472R	675	859	881	998	8.3	62	88

S SPECIFY

Series Code Surface Edge Base Metal Grommet M-Outlet

T - - - / - - - -

O OPTION

S Series: S or T [see specifications p.58](#).

Code: Consult the above product code list.

Surface: Take Off finishes, [see p.108, section 1](#).

Edge: Take Off finishes, [see p.108, section 2](#).

Base: Take Off finishes, [see p.109, section 4](#).

Metal leg: Specify the finish: Black (3067), Charcoal (3064), Silver (3090) or Polar White (3002).

Grommet: Specify the color of the grommet, White (G1) or Charcoal (G2) or "No Grommet" (NG) option, no charge, [see p.62 to 64](#).

O Multi-Outlet: Option of centered 1-circuit multi-outlet (ECC), or option of centered standard multi-outlet (UCC), add \$213, [see p.65](#).

Arched surface-mounted layering tables with "L" support (tubular leg)

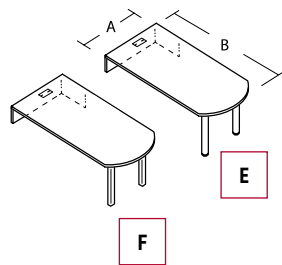
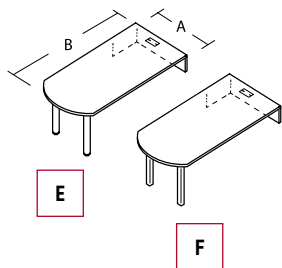
"D" shaped table (arched), left or right.

Choice of 2 types of tubular legs: round (2 1/2" diameter) or square (2 1/2").

5" H. laminate "L" support (end gable and short modesty panel).

Installs on a 23" H. support credenza from the **Sierra 1" (S)** series, see p.D45 to D48.

Assembly hardware included.



		S Sierra 1"		T Tango 1 1/2"					
Dimensions		Code		Price		Price		Spec.	
A	B	Round base	Square base	T.F.L.	H.P.L.	T.F.L.	H.P.L.	Cu.Ft.	lb (S) lb (T)
LEFT TABLE									
36	84	DLAE3684L	DLAF3684L	811	1096	—	1305	5.1	94 134
36	78	DLAE3678L	DLAF3678L	799	1057	—	1256	4.8	91 130
36	72	DLAE3672L	DLAF3672L	780	1014	987	1212	4.5	88 127
30	84	DLAE3084L	DLAF3084L	766	1003	—	1197	4.4	85 123
30	78	DLAE3078L	DLAF3078L	757	971	—	1157	4.1	80 115
30	72	DLAE3072L	DLAF3072L	744	961	960	1147	3.9	75 108
24	84	DLAE2484L	DLAF2484L	721	948	—	1089	3.7	70 100
24	78	DLAE2478L	DLAF2478L	715	927	—	1058	3.5	65 94
24	72	DLAE2472L	DLAF2472L	707	891	913	1030	3.3	62 88
RIGHT TABLE									
36	84	DLAE3684R	DLAF3684R	811	1096	—	1305	5.1	94 134
36	78	DLAE3678R	DLAF3678R	799	1057	—	1256	4.8	91 130
36	72	DLAE3672R	DLAF3672R	780	1014	987	1212	4.5	88 127
30	84	DLAE3084R	DLAF3084R	766	1003	—	1197	4.4	85 123
30	78	DLAE3078R	DLAF3078R	757	971	—	1157	4.1	80 115
30	72	DLAE3072R	DLAF3072R	744	961	960	1147	3.9	75 108
24	84	DLAE2484R	DLAF2484R	721	948	—	1089	3.7	70 100
24	78	DLAE2478R	DLAF2478R	715	927	—	1058	3.5	65 94
24	72	DLAE2472R	DLAF2472R	707	891	913	1030	3.3	62 88

S SPECIFY

O OPTION

Series Code Surface Edge Base Metal Grommet M-Outlet
 T - [] - [] - [] / [] - [] - [] - [] - []

S Series: S or T see specifications p.58.

Code: Consult the above product code list.

Surface: Take Off finishes, see p.108, section 1.

Edge: Take Off finishes, see p.108, section 2.

Base: Take Off finishes, see p.109, section 4.

Metal leg: Specify the finish: Black (3067), Charcoal (3064), Silver (3090) or Polar White (3002).

Grommet: Specify the color of the grommet, White (G1) or Charcoal (G2) or "No Grommet" (NG) option, no charge, see p.62 to 64.

O Multi-Outlet: Option of centered 1-circuit multi-outlet (ECC), or option of centered standard multi-outlet (UCC), add \$213, see p.65.

Arched surface-mounted layering tables with "L" support (monolithic base)

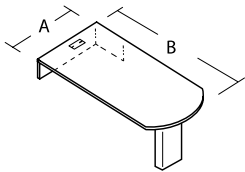
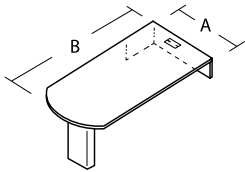
"D" shaped table (arched), left or right.

Monolithic laminate base, 4" x 12".

5" H. laminate "L" support (end gable and short modesty panel).

Installs on a 23" H. support credenza from the **Sierra 1" (S)** series, [see p.D45 to D48](#).

Assembly hardware included.



Dimensions		Code	S Sierra 1"		T Tango 1 1/2"		Spec.		
A	B		T.F.L.	H.P.L.	T.F.L.	H.P.L.	Cu.Ft.	lb (S)	lb (T)
LEFT TABLE									
36	84	DLAG3684L	747	1032	—	1241	5.0	100	140
36	78	DLAG3678L	735	993	—	1192	5.3	97	136
36	72	DLAG3672L	716	950	923	1148	5.0	94	133
30	84	DLAG3084L	702	939	—	1133	4.9	91	129
30	78	DLAG3078L	693	908	—	1093	4.6	86	121
30	72	DLAG3072L	680	898	897	1084	4.4	81	114
24	84	DLAG2484L	657	884	—	1025	4.2	76	106
24	78	DLAG2478L	651	864	—	994	4.0	71	100
24	72	DLAG2472L	644	827	849	966	3.8	68	64
RIGHT TABLE									
36	84	DLAG3684R	747	1032	—	1241	5.0	100	140
36	78	DLAG3678R	735	993	—	1192	5.3	97	136
36	72	DLAG3672R	716	950	923	1148	5.0	94	133
30	84	DLAG3084R	702	939	—	1133	4.9	91	129
30	78	DLAG3078R	693	908	—	1093	4.6	86	121
30	72	DLAG3072R	680	898	897	1084	4.4	81	114
24	84	DLAG2484R	657	884	—	1025	4.2	76	106
24	78	DLAG2478R	651	864	—	994	4.0	71	100
24	72	DLAG2472R	644	827	849	966	3.8	68	64

S SPECIFY

O OPTION

Series Code Surface Edge Base Grommet M-Outlet
 T - [] - [] - [] / [] - [] - [] - []

S Series: S or T [see specifications p.58](#).

Code: Consult the above product code list.

Surface: Take Off finishes, [see p.108, section 1](#).

Edge: Take Off finishes, [see p.108, section 2](#).

Base: Take Off finishes, [see p.109, section 4](#).

Grommet: Specify the color of the grommet, White (**G1**) or Charcoal (**G2**) or "No Grommet" (**NG**) option, no charge, [see p.62 to 64](#).

O Multi-Outlet: Option of centered 1-circuit multi-outlet (**ECC**), or option of centered standard multi-outlet (**UCC**), add \$213, [see p.65](#).

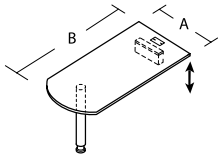
Arched surface-mounted layering tables with adjustable support (tubular leg)

"D" shaped table (arched) with telescopic metal leg (4" diameter).

5" H. adjustable metal support. Adjusts from 28" to 31" high.

Installs on a 23" H. support credenza from the **Sierra 1" (S)** series, [see p.D45 to D48](#).

Assembly hardware included.



			S Sierra 1"		T Tango 1 1/2"				
Dimensions			Price		Price		Spec.		
A	B	Code	T.F.L.	H.P.L.	T.F.L.	H.P.L.	Cu.Ft.	lb (S)	lb (T)
36	84	DAAA3684	920	1205	—	1414	5.4	92	126
36	78	DAAA3678	908	1166	—	1365	5.1	87	119
36	72	DAAA3672	889	1123	1096	1321	5.0	82	111
30	84	DAAA3084	875	1112	—	1306	4.9	80	108
30	78	DAAA3078	866	1080	—	1266	4.6	76	102
30	72	DAAA3072	853	1070	1069	1256	4.4	71	96
24	84	DAAA2484	829	1057	—	1198	4.2	68	90
24	78	DAAA2478	824	1036	—	1167	4.0	64	85
24	72	DAAA2472	816	1000	1022	1139	3,8	61	80

S SPECIFY

O OPTION

Series Code Surface Edge Metal Grommet M-Outlet
 T - - - / - - -

S Series: S or T [see specifications p.58](#).

Code: Consult the above product code list.

Surface: Take Off finishes, [see p.108, section 1](#).

Edge: Take Off finishes, [see p.108, section 2](#).

Metal leg & support: Specify the finish: Black (3067), Charcoal (3064), Silver (3090) or Polar White (3002).

Grommet: Specify the color of the grommet, White (G1) or Charcoal (G2) or "No Grommet" (NG) option, no charge, [see p.62 to 64](#).

O Multi-Outlet: Option of centered 1-circuit multi-outlet (ECC), or option of centered standard multi-outlet (UCC), add \$213, [see p.65](#).

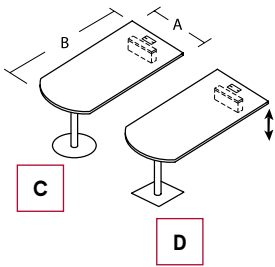
Arched surface-mounted layering tables with adjustable support (tubular legs with base plate)

"D" shaped table (arched, left or right) with telescopic metal leg (4" diameter) with round or square base plate.

5" H. adjustable metal support. Adjusts from 28" to 31" high.

Installs on a 23" H. support credenza from the **Sierra 1" (S)** series, [see p.D45 to D48](#).

Assembly hardware included.



Dimensions		Code		S Sierra 1"		T Tango 1 1/2"		Spec.		
A	B	Round base	Square base	T.F.L.	H.P.L.	T.F.L.	H.P.L.	Cu.Ft.	lb (S)	lb (T)
LEFT TABLE										
36	84	DAAC3684	DAAD3684	943	1228	—	1437	9.8	99	133
36	78	DAAC3678	DAAD3678	931	1189	—	1388	9.5	94	125
36	72	DAAC3672	DAAD3672	912	1146	1119	1344	9.4	88	117
30	84	DAAC3084	DAAD3084	898	1135	—	1329	9.3	87	115
30	78	DAAC3078	DAAD3078	889	1103	—	1289	9.0	82	108
30	72	DAAC3072	DAAD3072	876	1093	1092	1279	8.8	78	102
24	84	DAAC2484	DAAD2484	853	1080	—	1221	8.6	74	97
24	78	DAAC2478	DAAD2478	847	1059	—	1190	8.4	71	92
24	72	DAAC2472	DAAD2472	839	1023	1045	1162	8.2	67	87

S SPECIFY						O OPTION						
Series	Code	Surface	Edge	Metal	Grommet	M-Outlet						
T -	<input type="text"/>	-	<input type="text"/>	-	<input type="text"/>	/ <input type="text"/>	-	<input type="text"/>	-	<input type="text"/>	-	<input type="text"/>
<p>S Series: S or T see specifications p.58.</p> <p>Code: Consult the above product code list.</p> <p>Surface: Take Off finishes, see p.108, section 1.</p> <p>Edge: Take Off finishes, see p.108, section 2.</p> <p>Metal leg: Specify the finish: Black (3067), Charcoal (3064), Silver (3090) or Polar White (3002).</p> <p>Grommet: Specify the color of the grommet, White (G1) or Charcoal (G2) or "No Grommet" (NG) option, no charge, see p.62 to 64.</p> <p>O Multi-Outlet: Option of centered 1-circuit multi-outlet (ECC), or option of centered standard multi-outlet (UCC), add \$213, see p.65.</p>												

Rectangular surface-mounted layering tables with "L" support (tubular leg)

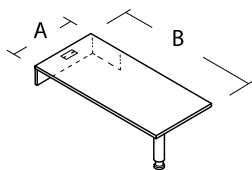
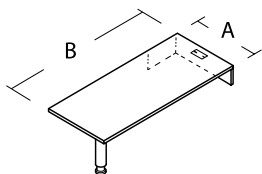
Rectangular table, left or right.

Telescopic metal leg (4" diameter).

5" H. laminate "L" support (end gable and short modesty panel).

Installs on a 23" H. support credenza from the **Sierra 1" (S)** series, [see p.D45 to D48](#).

Assembly hardware included.



		S Sierra 1"		T Tango 1 1/2"			
Dimensions		Price		Price		Spec.	
A	B	Code	T.F.L.	H.P.L.	T.F.L.	H.P.L.	Cu.Ft. lb (S) lb (T)
LEFT TABLE							
36	84	DLiA3684L	734	1019	—	1228	5.1 88 128
36	78	DLiA3678L	722	980	—	1179	4.8 85 124
36	72	DLiA3672L	703	937	910	1135	4.5 82 121
30	84	DLiA3084L	689	926	—	1120	4.4 79 117
30	78	DLiA3078L	680	894	—	1080	4.1 74 109
30	72	DLiA3072L	667	884	883	1070	3.9 69 102
24	84	DLiA2484L	644	871	—	1012	3.7 64 94
24	78	DLiA2478L	638	850	—	981	3.5 59 88
24	72	DLiA2472L	630	814	836	953	3.3 56 82
RIGHT TABLE							
36	84	DLiA3684R	734	1019	—	1228	5.1 88 128
36	78	DLiA3678R	722	980	—	1179	4.8 85 124
36	72	DLiA3672R	703	937	910	1135	4.5 82 121
30	84	DLiA3084R	689	926	—	1120	4.4 79 117
30	78	DLiA3078R	680	894	—	1080	4.1 74 109
30	72	DLiA3072R	667	884	883	1070	3.9 69 102
24	84	DLiA2484R	644	871	—	1012	3.7 64 94
24	78	DLiA2478R	638	850	—	981	3.5 59 88
24	72	DLiA2472R	630	814	836	953	3.3 56 82

S SPECIFY

O OPTION

T - - - / - - - - -

S Series: S or T [see specifications p.58](#).

Code: Consult the above product code list.

Surface: Take Off finishes, [see p.108, section 1](#).

Edge: Take Off finishes, [see p.108, section 2](#).

Base: Take Off finishes, [see p.109, section 4](#).

Metal leg: Specify the finish: Black (3067), Charcoal (3064), Silver (3090) or Polar White (3002).

Grommet: Specify the color of the grommet, White (G1) or Charcoal (G2) or "No Grommet" (NG) option, no charge, [see p.62 to 64](#).

O Multi-Outlet: Option of centered 1-circuit multi-outlet (ECC), or option of centered standard multi-outlet (UCC), add \$213, [see p.65](#).

Rectangular surface-mounted layering tables with "L" support (tubular legs with base plate)

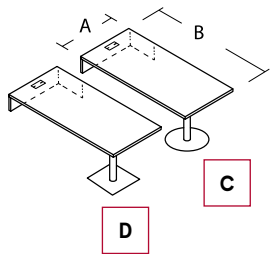
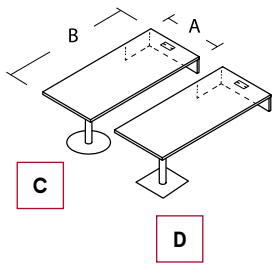
Rectangular table, left or right.

Telescopic metal leg (4" diameter) with round or square base plate.

5" H. laminate "L" support (end gable and short modesty panel).

Installs on a 23" H. support credenza from the **Sierra 1" (S)** series, [see p.D45 to D48](#).

Assembly hardware included.



				S Sierra 1"		T Tango 1 1/2"				
Dimensions		Code		Price		Price		Spec.		
A	B	Round base	Square base	T.F.L.	H.P.L.	T.F.L.	H.P.L.	Cu.Ft.	lb (S)	lb (T)
LEFT TABLE										
36	84	DLiC3684L	DLiD3684L	757	1042	—	1251	10.1	94	134
36	78	DLiC3678L	DLiD3678L	745	1003	—	1202	9.8	91	130
36	72	DLiC3672L	DLiD3672L	726	960	933	1158	9.5	88	127
30	84	DLiC3084L	DLiD3084L	712	949	—	1143	9.4	85	123
30	78	DLiC3078L	DLiD3078L	703	917	—	1103	9.1	80	115
30	72	DLiC3072L	DLiD3072L	690	908	906	1093	8.9	75	108
24	84	DLiC2484L	DLiD2484L	667	894	—	1035	8.7	70	100
24	78	DLiC2478L	DLiD2478L	661	873	—	1004	8.5	65	94
24	72	DLiC2472L	DLiD2472L	653	837	859	976	8.3	62	88
RIGHT TABLE										
36	84	DLiC3684R	DLiD3684R	757	1042	—	1251	10.1	94	134
36	78	DLiC3678R	DLiD3678R	745	1003	—	1202	9.8	91	130
36	72	DLiC3672R	DLiD3672R	726	960	933	1158	9.5	88	127
30	84	DLiC3084R	DLiD3084R	712	949	—	1143	9.4	85	123
30	78	DLiC3078R	DLiD3078R	703	917	—	1103	9.1	80	115
30	72	DLiC3072R	DLiD3072R	690	908	906	1093	8.9	75	108
24	84	DLiC2484R	DLiD2484R	667	894	—	1035	8.7	70	100
24	78	DLiC2478R	DLiD2478R	661	873	—	1004	8.5	65	94
24	72	DLiC2472R	DLiD2472R	653	837	859	976	8.3	62	88

S SPECIFY

T - - - / - - - - -

O OPTION

S Series: S or T [see specifications p.58](#).

Code: Consult the above product code list.

Surface: Take Off finishes, [see p.108, section 1](#).

Edge: Take Off finishes, [see p.108, section 2](#).

Base: Take Off finishes, [see p.109, section 4](#).

Metal leg: Specify the finish: Black (3067), Charcoal (3064), Silver (3090) or Polar White (3002).

Grommet: Specify the color of the grommet, White (G1) or Charcoal (G2) or "No Grommet" (NG) option, no charge, [see p.62 to 64](#).

O Multi-Outlet: Option of centered 1-circuit multi-outlet (ECC), or option of centered standard multi-outlet (UCC), add \$213, [see p.65](#).

Rectangular surface-mounted layering tables with "L" support (tubular legs)

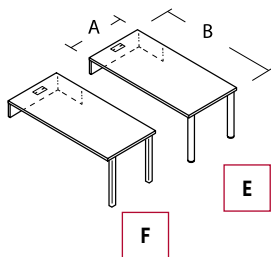
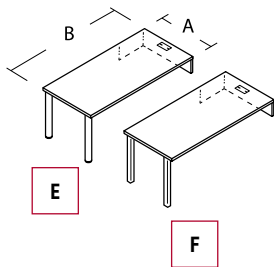
Rectangular table, left or right.

Choice of 2 types of tubular legs: round (2 1/2" diam.) or square (2 1/2").

5" H. laminate "L" support (end gable and short modesty panel).

Installs on a 23" H. support credenza from the **Sierra 1" (S) series**, see p.D45 to D48.

Assembly hardware included.



		S Sierra 1"		T Tango 1 1/2"					
Dimensions		Code		Price		Price		Spec.	
A	B	Round base	Square base	T.F.L.	H.P.L.	T.F.L.	H.P.L.	Cu.Ft.	lb (S) lb (T)
LEFT TABLE									
36	84	DLiE3684L	DLiF3684L	789	1074	—	1283	5.1	94 134
36	78	DLiE3678L	DLiF3678L	777	1035	—	1234	4.8	91 130
36	72	DLiE3672L	DLiF3672L	758	992	965	1190	4.5	88 127
30	84	DLiE3084L	DLiF3084L	744	981	—	1175	4.4	85 123
30	78	DLiE3078L	DLiF3078L	735	949	—	1135	4.1	80 115
30	72	DLiE3072L	DLiF3072L	722	939	938	1125	3.9	75 108
24	84	DLiE2484L	DLiF2484L	699	926	—	1067	3.7	70 100
24	78	DLiE2478L	DLiF2478L	693	905	—	1036	3.5	65 94
24	72	DLiE2472L	DLiF2472L	685	869	891	1008	3.3	62 88
RIGHT TABLE									
36	84	DLiE3684R	DLiF3684R	789	1074	—	1283	5.1	94 134
36	78	DLiE3678R	DLiF3678R	777	1035	—	1234	4.8	91 130
36	72	DLiE3672R	DLiF3672R	758	992	965	1190	4.5	88 127
30	84	DLiE3084R	DLiF3084R	744	981	—	1175	4.4	85 123
30	78	DLiE3078R	DLiF3078R	735	949	—	1135	4.1	80 115
30	72	DLiE3072R	DLiF3072R	722	939	938	1125	3.9	75 108
24	84	DLiE2484R	DLiF2484R	699	926	—	1067	3.7	70 100
24	78	DLiE2478R	DLiF2478R	693	905	—	1036	3.5	65 94
24	72	DLiE2472R	DLiF2472R	685	869	891	1008	3.3	62 88

S SPECIFY

O OPTION

Series Code Surface Edge Base Metal Grommet M-Outlet
 T - - - / - - - -

S Series: S or T see specifications p.58.

Code: Consult the above product code list.

Surface: Take Off finishes, see p.108, section 1.

Edge: Take Off finishes, see p.108, section 2.

Base: Take Off finishes, see p.109, section 4.

Metal leg: Specify the finish: Black (3067), Charcoal (3064), Silver (3090) or Polar White (3002).

Grommet: Specify the color of the grommet, White (G1) or Charcoal (G2) or "No Grommet" (NG) option, no charge, see p.62 to 64.

O Multi-Outlet: Option of centered 1-circuit multi-outlet (ECC), or option of centered standard multi-outlet (UCC), add \$213, see p.65.

Rectangular surface-mounted layering tables with "L" support (double "O" techno base leg)

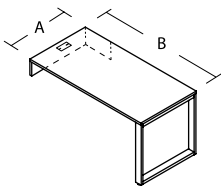
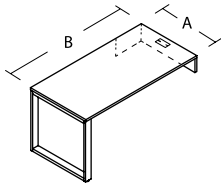
Rectangular table, left or right.

Leg: Double "O" techno base leg made of 1" x 3" tubular steel.

5" H. laminate "L" support (end gable and short modesty panel).

Installs on a 23" H. support credenza from the **Sierra 1" (S)** series, [see p.D45 to D48](#).

Assembly hardware included.



			S Sierra 1"		T Tango 1 1/2"				
Dimensions			Price		Price		Spec.		
A	B	Code	T.F.L.	H.P.L.	T.F.L.	H.P.L.	Cu.Ft	lb (S)	lb (T)
LEFT TABLE									
36	84	DLiM3684L	993	1361	—	1500	6.3	104	142
36	78	DLiM3678L	983	1326	—	1455	6.1	98	135
36	72	DLiM3672L	972	1291	1412	1284	5.8	93	127
30	84	DLiM3084L	954	1263	—	1263	5.3	88	121
30	78	DLiM3078L	944	1232	—	1342	5.0	83	114
30	72	DLiM3072L	933	1205	1051	1307	4.8	79	108
24	84	DLiM2484L	949	1202	—	1299	4.2	72	98
24	78	DLiM2478L	942	1176	—	1267	4.0	68	94
24	72	DLiM2472L	878	1097	972	1180	3.9	65	89
RIGHT TABLE									
36	84	DLiM3684R	993	1361	—	1500	6.3	104	142
36	78	DLiM3678R	983	1326	—	1455	6.1	98	135
36	72	DLiM3672R	972	1291	1412	1284	5.8	93	127
30	84	DLiM3084R	954	1263	—	1263	5.3	88	121
30	78	DLiM3078R	944	1232	—	1342	5.0	83	114
30	72	DLiM3072R	933	1205	1051	1307	4.8	79	108
24	84	DLiM2484R	949	1202	—	1299	4.2	72	98
24	78	DLiM2478R	942	1176	—	1267	4.0	68	94
24	72	DLiM2472R	878	1097	972	1180	3.9	65	89

S SPECIFY

T - - - / - - - - -

O OPTION

S Series: S or T [see specifications p.58](#).

Code: Consult the above product code list.

Surface: Take Off finishes, [see p.108, section 1](#).

Edge: Take Off finishes, [see p.108, section 2](#).

Base: Take Off finishes, [see p.109, section 4](#).

Metal leg: Specify the finish: Black (3067), Charcoal (3064), Silver (3090) or Polar White (3002).

O Grommet: Specify the color of the grommet, White (G1) or Charcoal (G2) or "No Grommet" (NG) option, no charge, [see p.62 to 64](#).

Multi-Outlet: Option of centered 1-circuit multi-outlet (ECC), or option of centered standard multi-outlet (UCC), add \$213, [see p.65](#).

Rectangular surface-mounted layering tables with "L" support (folded metal corner legs)

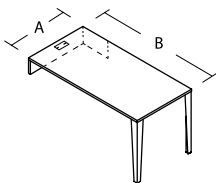
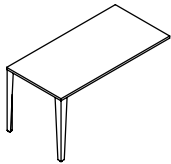
Rectangular table, left or right.

Legs: 2 folded metal corner legs.

5" H. laminate "L" support (end gable and short modesty panel).

Installs on a 23" H. support credenza from the **Sierra 1" (S) series**, see p.D45 to D48.

Assembly hardware included.



		S Sierra 1"		T Tango 1 1/2"			
Dimensions		Price		Price		Spec.	
A	B	Code	T.F.L.	H.P.L.	T.F.L.	H.P.L.	Cu.Ft. lb (S) lb (T)
LEFT TABLE							
36	84	DLiJ3684L	999	1365	—	1505	5.1 94 134
36	78	DLiJ3678L	989	1330	—	1461	4.8 91 130
36	72	DLiJ3672L	977	1297	1113	1417	4.5 88 127
30	84	DLiJ3084L	969	1278	—	1397	4.4 85 123
30	78	DLiJ3078L	959	1247	—	1357	4.1 80 115
30	72	DLiJ3072L	948	1219	1066	1321	3.9 75 108
24	84	DLiJ2484L	976	1202	—	1326	3.7 70 100
24	78	DLiJ2478L	968	1093	—	1293	3.5 65 94
24	72	DLiJ2472L	904	1123	999	1207	3.3 62 88
RIGHT TABLE							
36	84	DLiJ3684R	999	1365	—	1505	5.1 94 134
36	78	DLiJ3678R	989	1330	—	1461	4.8 91 130
36	72	DLiJ3672R	977	1297	1113	1417	4.5 88 127
30	84	DLiJ3084R	969	1278	—	1397	4.4 85 123
30	78	DLiJ3078R	959	1247	—	1357	4.1 80 115
30	72	DLiJ3072R	948	1219	1066	1321	3.9 75 108
24	84	DLiJ2484R	976	1202	—	1326	3.7 70 100
24	78	DLiJ2478R	968	1093	—	1293	3.5 65 94
24	72	DLiJ2472R	904	1123	999	1207	3.3 62 88

S SPECIFY

Series Code Surface Edge Base Metal Grommet M-Outlet
 T - [] - [] - [] / [] - [] - [] - [] - []

O OPTION

S Series: S or T see specifications p.58.

Code: Consult the above product code list.

Surface: Take Off finishes, see p.108, section 1.

Edge: Take Off finishes, see p.108, section 2.

Base: Take Off finishes, see p.109, section 4.

Metal legs: Specify the finish: Abyss (3113), Amber (3108), Black (3067), Charcoal (3064), Fossil (3102), Grenadine (3044), Polar White (3002), Silver (3090), Smoothie (3109), Source (3106).

Grommet: Specify the color of the grommet, White (G1) or Charcoal (G2) or "No Grommet" (NG) option, no charge, see p.62 to 64.

O Multi-Outlet: Option of centered 1-circuit multi-outlet (ECC), or option of centered standard multi-outlet (UCC), add \$213, see p.65.

Rectangular surface-mounted layering tables with "L" support (angled metal legs)

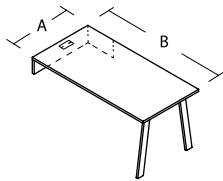
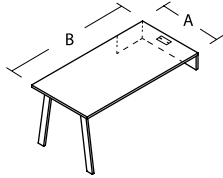
Rectangular table, left or right.

Legs : 2 angled metal 1" x 3" tubular legs, installed parallel or at 45°

5" H. laminate "L" support (end gable and short modesty panel).

Installs on a 23" H. support credenza from the **Sierra 1" (S)** series, [see p.D45 to D48](#).

Assembly hardware included.



Parallel legs



45° legs



		S Sierra 1"		T Tango 1 1/2"					
Dimensions		Price		Price		Spec.			
A	B	Code	T.F.L.	H.P.L.	T.F.L.	H.P.L.	Cu.Ft.	lb (S)	lb (T)
LEFT TABLE									
36	84	DLiK3684L	921	1287	—	1428	5.1	94	134
36	78	DLiK3678L	911	1252	—	1383	4.8	91	130
36	72	DLiK3672L	899	1219	1035	1339	4.5	88	127
30	84	DLiK3084L	891	1200	—	1319	4.4	85	123
30	78	DLiK3078L	881	1169	—	1279	4.1	80	115
30	72	DLiK3072L	870	1142	988	1244	3.9	75	108
24	84	DLiK2484L	898	1150	—	1247	3.7	70	100
24	78	DLiK2478L	890	1124	—	1216	3.5	65	94
24	72	DLiK2472L	826	1045	921	1129	3.3	62	88
RIGHT TABLE									
36	84	DLiK3684R	921	1287	—	1428	5.1	94	134
36	78	DLiK3678R	911	1252	—	1383	4.8	91	130
36	72	DLiK3672R	899	1219	1035	1339	4.5	88	127
30	84	DLiK3084R	891	1200	—	1319	4.4	85	123
30	78	DLiK3078R	881	1169	—	1279	4.1	80	115
30	72	DLiK3072R	870	1142	988	1244	3.9	75	108
24	84	DLiK2484R	898	1150	—	1247	3.7	70	100
24	78	DLiK2478R	890	1124	—	1216	3.5	65	94
24	72	DLiK2472R	826	1045	921	1129	3.3	62	88

S SPECIFY

Series Code Surface Edge Base Metal Grommet M-Outlet
 T - - - / - - - -

O OPTION

S Series: S or T [see specifications p.58](#).

Code: Consult the above product code list.

Surface: Take Off finishes, [see p.108, section 1](#).

Edge: Take Off finishes, [see p.108, section 2](#).

Base: Take Off finishes, [see p.109, section 4](#).

Metal legs: Specify the finish: Abyss (3113), Amber (3108), Black (3067), Charcoal (3064), Fossil (3102), Grenadine (3044), Polar White (3002), Silver (3090), Smoothie (3109), Source (3106).

Grommet: Specify the color of the grommet, White (G1) or Charcoal (G2) or "No Grommet" (NG) option, no charge, [see p.62 to 64](#).

O Multi-Outlet: Option of centered 1-circuit multi-outlet (ECC), or option of centered standard multi-outlet (UCC), add \$213, [see p.65](#).

Rectangular surface-mounted layering tables with "L" support (angled wood legs)

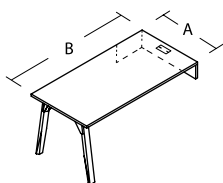
Rectangular, table left or right.

Legs: 2 angled wood legs 1 1/2" x 2 3/4" with folded metal brackets installed in parallel or at 45°.

5" H. laminate "L" support (end gable and short modesty panel).

Installs on a 23" H. support credenza from the **Sierra 1" (S)** series, see p.D45 to D48.

Assembly hardware included.



Parallel legs



45° legs



			S Sierra 1"		T Tango 1 1/2"				
Dimensions			Price		Price		Spec.		
A	B	Code	T.F.L.	H.P.L.	T.F.L.	H.P.L.	Cu.Ft.	lb (S)	lb (T)
LEFT TABLE									
36	84	DLiN3684L	1244	1612	—	1751	5.1	94	134
36	78	DLiN3678L	1234	1576	—	1706	4.8	91	130
36	72	DLiN3672L	1223	1542	1360	1663	4.5	88	127
30	84	DLiN3084L	1216	1525	—	1643	4.4	85	123
30	78	DLiN3078L	1206	1494	—	1604	4.1	80	115
30	72	DLiN3072L	1195	1465	1312	1568	3.9	75	108
24	84	DLiN2484L	1222	1474	—	1571	3.7	70	100
24	78	DLiN2478L	1214	1449	—	1539	3.5	65	94
24	72	DLiN2472L	1150	1370	1245	1453	3.3	62	88



WARNING:

The natural properties of the hard wood of this leg will result in a variation in the woodgrain and color.

S SPECIFY

O OPTION

Series Code Surface Edge Base Metal supports Wood legs Grommet M-Outlet

T - - - / - - - - - -

S Series: S or T see specifications p.58.

Code: Consult the above product code list.

Surface: Take Off finishes, see p.108, section 1.

Edge: Take Off finishes, see p.108, section 2.

Base: Take Off finishes, see p.109, section 4.

Metal supports: Specify the finish: Abyss (3113), Amber (3108), Black (3067), Charcoal (3064), Fossil (3102), Grenadine (3044), Polar White (3002), Silver (3090), Smoothie (3109), Source (3106).

Wood legs: Specify the finish: Natural (300) or Black (306).

Grommet: Specify the color of the grommet, White (G1) or Charcoal (G2) or "No Grommet" (NG) option, no charge, see p.62 to 64.

O Multi-Outlet: Option of centered 1-circuit multi-outlet (ECC), or option of centered standard multi-outlet (UCC), add \$213, see p.65.

Rectangular surface-mounted layering tables with "L" support (angled wood legs) (cont'd)

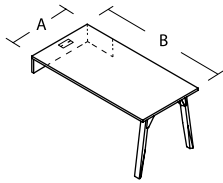
Rectangular, table left or right.

Legs: 2 angled wood legs 1 1/2" x 2 3/4" with folded metal brackets installed in parallel or at 45°.

5" H. laminate "L" support (end gable and short modesty panel).

Installs on a 23" H. support credenza from the **Sierra 1" (S) series**, see p.D45 to D48.

Assembly hardware included.



Parallel legs



45° legs



		S Sierra 1"		T Tango 1 1/2"			
Dimensions		Price		Price		Spec.	
A	B	Code	T.F.L.	H.P.L.	T.F.L.	H.P.L.	Cu.Ft. lb (S) lb (T)
RIGHT TABLE							
36	84	DLiN3684R	1244	1612	—	1751	5.1 94 134
36	78	DLiN3678R	1234	1576	—	1706	4.8 91 130
36	72	DLiN3672R	1223	1542	1360	1663	4.5 88 127
30	84	DLiN3084R	1216	1525	—	1643	4.4 85 123
30	78	DLiN3078R	1206	1494	—	1604	4.1 80 115
30	72	DLiN3072R	1195	1465	1312	1568	3.9 75 108
24	84	DLiN2484R	1222	1474	—	1571	3.7 70 100
24	78	DLiN2478R	1214	1449	—	1539	3.5 65 94
24	72	DLiN2472R	1150	1370	1245	1453	3.3 62 88



WARNING:

The natural properties of the hard wood of this leg will result in a variation in the woodgrain and color.

S SPECIFY								O OPTION	
Series	Code	Surface	Edge	Base	Metal supports	Wood legs	Grommet	M-Outlet	
T -	<input type="text"/>	-	<input type="text"/>	-	<input type="text"/>	/	<input type="text"/>	-	<input type="text"/>
	<input type="text"/>	-	<input type="text"/>	-	<input type="text"/>	-	<input type="text"/>	-	<input type="text"/>

S Series: S or T see specifications p.58.
Code: Consult the above product code list.
Surface: Take Off finishes, see p.108, section 1.
Edge: Take Off finishes, see p.108, section 2.
Base: Take Off finishes, see p.109, section 4.
Metal supports: Specify the finish: Abyss (3113), Amber (3108), Black (3067), Charcoal (3064), Fossil (3102), Grenadine (3044), Polar White (3002), Silver (3090), Smoothie (3109), Source (3106).
Wood legs: Specify the finish: Natural (300) or Black (306).
Grommet: Specify the color of the grommet, White (G1) or Charcoal (G2) or "No Grommet" (NG) option, no charge, see p.62 to 64.
 Multi-Outlet: Option of centered 1-circuit multi-outlet (ECC), or option of centered standard multi-outlet (UCC), add \$213, see p.65.

Rectangular surface-mounted layering tables with "L" support (monolithic base)

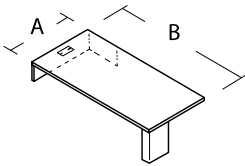
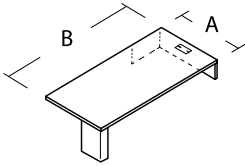
Rectangular, table left or right.

Monolithic laminate base, 4" x 12".

5" H. laminate "L" support (end gable and short modesty panel).

Installs on a 23" H. support credenza from the **Sierra 1" (S)** series, [see p.D45 to D48](#).

Assembly hardware included.



			S Sierra 1"		T Tango 1 1/2"				
Dimensions			Price		Price		Spec.		
A	B	Code	T.F.L.	H.P.L.	T.F.L.	H.P.L.	Cu.Ft.	lb (S)	lb (T)
LEFT TABLE									
36	84	DLiG3684L	725	1010	—	1219	5.0	100	140
36	78	DLiG3678L	713	971	—	1170	5.3	97	136
36	72	DLiG3672L	694	928	901	1126	5.0	94	133
30	84	DLiG3084L	680	917	—	1111	4.9	91	129
30	78	DLiG3078L	671	886	—	1071	4.6	86	121
30	72	DLiG3072L	658	876	875	1062	4.4	81	114
24	84	DLiG2484L	635	862	—	1003	4.2	76	106
24	78	DLiG2478L	629	842	—	972	4.0	71	100
24	72	DLiG2472L	622	805	827	944	3.8	68	64
RIGHT TABLE									
36	84	DLiG3684R	725	1010	—	1219	5.0	100	140
36	78	DLiG3678R	713	971	—	1170	5.3	97	136
36	72	DLiG3672R	694	928	901	1126	5.0	94	133
30	84	DLiG3084R	680	917	—	1111	4.9	91	129
30	78	DLiG3078R	671	886	—	1071	4.6	86	121
30	72	DLiG3072R	658	876	875	1062	4.4	81	114
24	84	DLiG2484R	635	862	—	1003	4.2	76	106
24	78	DLiG2478R	629	842	—	972	4.0	71	100
24	72	DLiG2472R	622	805	827	944	3.8	68	64

S SPECIFY

Series Code Surface Edge Base Grommet M-Outlet

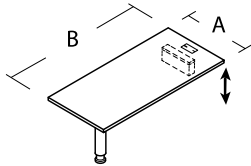
T - - - / - - -

O OPTION

- S Series:** S or T [see specifications p.58](#).
- Code:** Consult the above product code list.
- Surface:** Take Off finishes, [see p.108, section 1](#).
- Edge:** Take Off finishes, [see p.108, section 2](#).
- Base:** Take Off finishes, [see p.109, section 4](#).
- Grommet:** Specify the color of the grommet, White (G1) or Charcoal (G2) or "No Grommet" (NG) option, no charge, [see p.62 to 64](#).
- O Multi-Outlet:** Option of centered 1-circuit multi-outlet (ECC), or option of centered standard multi-outlet (UCC), add \$213, [see p.65](#).

Rectangular surface-mounted layering tables with adjustable support (tubular leg)

Rectangular table.
 Telescopic metal leg (4" diameter).
 5" H. adjustable metal support. Adjusts from 28" to 31" high.
 Installs on a 23" H. support credenza from the **Sierra 1" (S)** series, [see p.D45 to D48](#).
 Assembly hardware included.



			S Sierra 1"		T Tango 1 1/2"				
Dimensions			Price		Price		Spec.		
A	B	Code	T.F.L.	H.P.L.	T.F.L.	H.P.L.	Cu.Ft.	lb (S)	lb (T)
36	84	DAiA3684	898	1183	—	1392	5.4	92	126
36	78	DAiA3678	886	1144	—	1343	5.1	87	119
36	72	DAiA3672	867	1101	1074	1299	5.0	82	111
30	84	DAiA3084	853	1090	—	1284	4.9	80	108
30	78	DAiA3078	844	1058	—	1244	4.6	76	102
30	72	DAiA3072	831	1048	1047	1234	4.4	71	96
24	84	DAiA2484	807	1035	—	1176	4.2	68	90
24	78	DAiA2478	802	1014	—	1145	4.0	64	85
24	72	DAiA2472	794	978	1000	1117	3.8	61	80

S SPECIFY						O OPTION
Series	Code	Surface	Edge	Metal	Grommet	M-Outlet
T - <input type="text"/>	- <input type="text"/>	- <input type="text"/>	/ <input type="text"/>	- <input type="text"/>	- <input type="text"/>	- <input type="text"/>
<p>S Series: S or T see specifications p.58. Code: Consult the above product code list. Surface: Take Off finishes, see p.108, section 1. Edge: Take Off finishes, see p.108, section 2. Metal leg & support: Specify the finish: Black (3067), Charcoal (3064), Silver (3090) or Polar White (3002). Grommet: Specify the color of the grommet, White (G1) or Charcoal (G2) or "No Grommet" (NG) option, no charge, see p.62 to 64. O Multi-Outlet: Option of centered 1-circuit multi-outlet (ECC), or option of centered standard multi-outlet (UCC), add \$213, see p.65.</p>						

Rectangular surface-mounted layering tables with adjustable support (tubular leg with base)

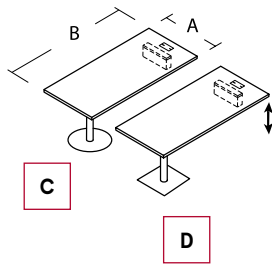
Rectangular table.

Telescopic metal leg (4" dia.) with round or square base plate.

5" H. adjustable metal support. Adjusts from 28" to 31" high.

Installs on a 23" H. support credenza from the **Sierra 1" (S)** series, [see p.D45 to D48](#).

Assembly hardware included.



				S Sierra 1"		T Tango 1 1/2"				
Dimensions		Code		Price		Price		Spec.		
A	B	Round base	Square base	T.F.L.	H.P.L.	T.F.L.	H.P.L.	Cu.Ft.	lb (S)	lb (T)
36	84	DAiC3684	DAiD3684	921	1206	—	1415	9.8	99	133
36	78	DAiC3678	DAiD3678	909	1167	—	1366	9.5	94	125
36	72	DAiC3672	DAiD3672	890	1124	1097	1322	9.4	88	117
30	84	DAiC3084	DAiD3084	876	1113	—	1307	9.3	87	115
30	78	DAiC3078	DAiD3078	867	1081	—	1267	9.0	82	108
30	72	DAiC3072	DAiD3072	854	1071	1070	1257	8.8	78	102
24	84	DAiC2484	DAiD2484	831	1058	—	1199	8.6	74	97
24	78	DAiC2478	DAiD2478	825	1037	—	1168	8.4	71	92
24	72	DAiC2472	DAiD2472	817	1001	1023	1140	8.2	67	87

S SPECIFY

O OPTION

Series Code Surface Edge Metal Grommet M-Outlet
 T - - - / - - -

S Series: S or T [see specifications p.58](#).

Code: Consult the above product code list.

Surface: Take Off finishes, [see p.108, section 1](#).

Edge: Take Off finishes, [see p.108, section 2](#).

Metal leg: Specify the finish: Black (3067), Charcoal (3064), Silver (3090) or Polar White (3002).

Grommet: Specify the color of the grommet, White (G1) or Charcoal (G2) or "No Grommet" (NG) option, no charge, [see p.62 to 64](#).

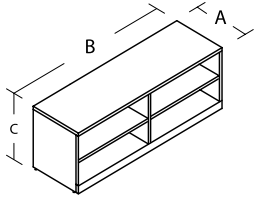
O Multi-Outlet: Option of centered 1-circuit multi-outlet (ECC), or option of centered standard multi-outlet (UCC), add \$213, [see p.65](#).

Open credenzas - 23" H.

Open credenza with 2 adjustable shelves.

Sierra 1" series (S) can be used as a support for surface-mounted tables, see p.D15 to D44.

Grommet option available (4 positions), see p.62 to 64.



			S Sierra 1"	T Tango 1 1/2"						
Dimensions			Price		Price		Spec.			
A	B	C	Code	T.F.L.	H.P.L.	T.F.L.	H.P.L.	Cu.Ft.	lb (S)	lb (T)
24	72	23	CZOO247223	916	1114	1002	1179	27.8	170	189
24	60	23	CZOO246023	869	1032	946	1081	23.3	146	162
21	72	23	CZOO217223	895	1067	975	1121	24.6	152	169
21	60	23	CZOO216023	850	991	922	1031	20.6	120	134

S SPECIFY

O OPTION

Series Code Surface Edge Base Grommet
 T - - - / - -

S Series: S or T see specifications p.58.

Code: Consult the above product code list.

Surface: Take Off finishes, see p.108, section 1.

Edge: Take Off finishes, see p.108, section 2.

Base: Take Off finishes, see p.109, section 4.

O Grommet: Add grommets on top and sides & specify color: White (G14) or Charcoal (G24), add \$128, see p.62 to 64.

Credenzas with 2 drawers - 23" H.

Combined credenza (left or right): open storage with adjustable shelf, 1 - 6" and 1 - 12" filing drawer.

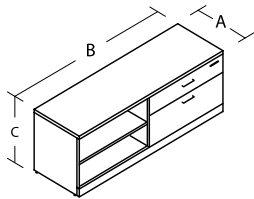
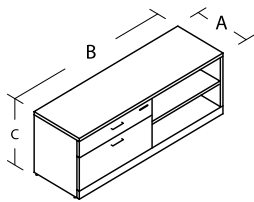
Sierra 1" series (S) can be used as a support for surface-mounted tables, [see p.D15 to D44](#).

Pencil tray included in the 6" top drawer.

Lateral filing bars included, front-to-back filing bars (**AC-BL15**) sold separately, refer to the Accessories price list.

Grommet option available (4 positions), [see p.62 to 64](#).

Noki locks standard, key locks available as an option (no upcharge). Will lock both drawers.



				S Sierra 1"		T Tango 1 1/2"				
Dimensions				Price		Price		Spec.		
A	B	C	Code	T.F.L.	H.P.L.	T.F.L.	H.P.L.	Cu.Ft.	lb (S)	lb (T)
DRAWERS TO LEFT										
24	72	23	CZUFO247223	1326	1525	1412	1588	27.8	187	206
24	60	23	CZUFO246023	1278	1442	1356	1491	23.3	163	179
21	72	23	CZUFO217223	1305	1477	1385	1530	24.6	171	188
21	60	23	CZUFO216023	1260	1401	1332	1440	20.6	149	163
DRAWERS TO RIGHT										
24	72	23	CZOUF247223	1326	1525	1412	1588	27.8	187	206
24	60	23	CZOUF246023	1278	1442	1356	1491	23.3	163	179
21	72	23	CZOUF217223	1305	1477	1385	1530	24.6	171	188
21	60	23	CZOUF216023	1260	1401	1332	1440	20.6	149	163

S SPECIFY

Series Code Surface Edge Base Fronts Pull Grommet Lock

T - - - / - / - - - -

O OPTIONS

S Series: S or T [see specifications p.58](#).

Code: Consult the above product code list.

Surface: Take Off finishes, [see p.108, section 1](#).

Edge: Take Off finishes, [see p.108, section 2](#).

Base / Fronts: Take Off finishes, [see p.109, section 4](#).

Pull: Pulls included, specify type, [see p.107](#).

O Grommet: Add grommets on top and sides & specify color: White (**G14**) or Charcoal (**G24**), add \$128, [see p.62 to 64](#).

Lock: Locks with keys (**LS**) or keyed-alike (**LSK**) options available with no upcharge, [see p.62](#).

Specify code **LSK01** to the components in the first workstation; **LSK02** to the components in the second workstation, and so on to identify the keyed-alike products.

Combined storage credenzas - 23" H.

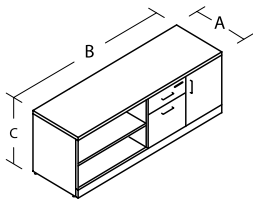
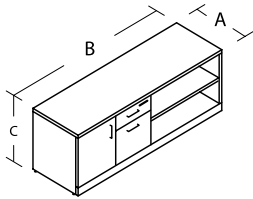
Combined credenza (left or right): open storage with adjustable shelf on one side.

Sierra 1" series (S) can be used as a support for surface-mounted tables, [see p.D15 to D44](#).

Pencil tray included in the 6" top drawer.

Grommet option available (4 positions), [see p.62 to 64](#).

Noki locks standard, key locks available as an option (no upcharge). Will lock both drawers.



				S Sierra 1"		T Tango 1 1/2"				
Dimensions				Price		Price		Spec.		
A	B	C	Code	T.F.L.	H.P.L.	T.F.L.	H.P.L.	Cu.Ft.	lb (S)	lb (T)
DOOR AND TIROIRS TO LEFT										
24	72	23	CZDUFO247223	1159	1324	1342	1519	27.8	185	204
24	60	23	CZDUFO246023	1112	1242	1286	1421	23.3	161	177
21	72	23	CZDUFO217223	1139	1277	1315	1461	24.6	169	186
21	60	23	CZDUFO216023	1093	1201	1262	1371	20.6	147	161
DOOR AND TIROIRS TO RIGHT										
24	72	23	CZOUFD247223	1159	1324	1342	1519	27.8	185	204
24	60	23	CZOUFD246023	1112	1242	1286	1421	23.3	161	177
21	72	23	CZOUFD217223	1139	1277	1315	1461	24.6	169	186
21	60	23	CZOUFD216023	1093	1201	1262	1371	20.6	147	161

S SPECIFY

Series Code Surface Edge Base Fronts Pull Grommet Lock

T - - - / - / - - - -

O OPTIONS

S Series: S or T [see specifications p.58](#).

Code: Consult the above product code list.

Surface: Take Off finishes, [see p.108, section 1](#).

Edge: Take Off finishes, [see p.108, section 2](#).

Base / Fronts: Take Off finishes, [see p.109, section 4](#).

Pull: Pulls included, specify type, [see p.107](#).

O Grommet: Add grommets on top and sides & specify color: White (**G14**) or Charcoal (**G24**), add \$128, [see p.62 to 64](#).

Lock: Locks with keys (**LS**) or keyed-alike (**LSK**) options available with no upcharge, [see p.62](#).

Specify code **LSK01** to the components in the first workstation; **LSK02** to the components in the second workstation, and so on to identify the keyed-alike products.

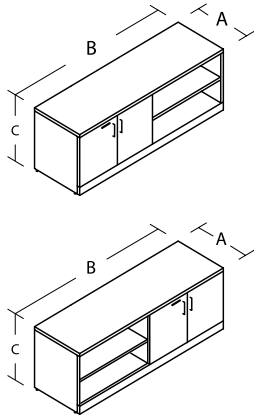
Credenzas with 2 doors - 23" H.

Combined credenza (left or right): open storage with adjustable shelf, storage with hinged doors and adjustable shelf inside.

Sierra 1" series (S) can be used as a support for surface-mounted tables, [see p.D15 to D44](#).

Grommet option available (4 positions), [see p.62 to 64](#).

Noki locks standard, key locks available as an option (no upcharge). Will lock both doors.



			S Sierra 1"	T Tango 1 1/2"						
Dimensions			Price		Price		Spec.			
A	B	C	Code	T.F.L.	H.P.L.	T.F.L.	H.P.L.	Cu.Ft.	lb (S)	lb (T)
DOORS TO LEFT										
24	72	23	CZDDO247223	1049	1247	1135	1312	27.8	180	199
24	60	23	CZDDO246023	1002	1165	1079	1214	23.3	155	171
21	72	23	CZDDO217223	1029	1200	1108	1254	24.6	162	179
21	60	23	CZDDO216023	983	1124	1055	1164	20.6	129	143
DOORS TO RIGHT										
24	72	23	CZODD247223	1049	1247	1135	1312	27.8	180	199
24	60	23	CZODD246023	1002	1165	1079	1214	23.3	155	171
21	72	23	CZODD217223	1029	1200	1108	1254	24.6	162	179
21	60	23	CZODD216023	983	1124	1055	1164	20.6	129	143

S SPECIFY

Series Code Surface Edge Base Fronts Pull Grommet Lock

T - - - / - / - - - -

O OPTIONS

S Series: S or T [see specifications p.58](#).

Code: Consult the above product code list.

Surface: Take Off finishes, [see p.108, section 1](#).

Edge: Take Off finishes, [see p.108, section 2](#).

Base / Fronts: Take Off finishes, [see p.109, section 4](#).

Pull: Pulls included, specify type, [see p.107](#).

O Grommet: Add grommets on top and sides & specify color: White (G14) or Charcoal (G24), add \$128, [see p.62 to 64](#).

Lock: Locks with keys (LS) or keyed-alike (LSK) options available with no upcharge, [see p.62](#).

Specify code **LSK01** to the components in the first workstation; **LSK02** to the components in the second workstation, and so on to identify the keyed-alike products.

Credenzas - 23" H.

Credenza with 4 drawers (2 - 6" drawers and 2 - 12" file drawers).

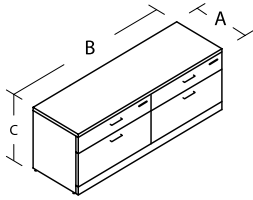
Sierra 1" series (S) can be used as a support for surface-mounted tables but gives a restricted access to the drawers, [see p.D15 to D44](#).

Pencil tray included in the 6" top drawer.

Lateral filing bars included, front-to-back filing bars (**AC-BL15**) sold separately, refer to the Accessories price list.

Grommet option available (4 positions), [see p.62 to 64](#).

Credenza with 4 drawers (2 - 6" drawers and 2 - 12" file drawers).



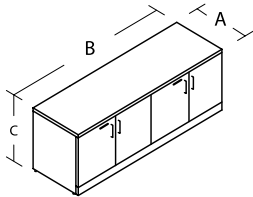
				S Sierra 1"		T Tango 1 1/2"				
Dimensions				Price		Price		Spec.		
A	B	C	Code	T.F.L.	H.P.L.	T.F.L.	H.P.L.	Cu.Ft.	lb (S)	lb (T)
24	72	23	CZUFUF247223	1484	1683	1571	1747	27.8	209	228
24	60	23	CZUFUF246023	1437	1601	1515	1649	23.3	182	198
21	72	23	CZUFUF217223	1463	1636	1543	1689	24.6	193	210
21	60	23	CZUFUF216023	1418	1560	1491	1598	20.6	168	182

Credenza with 4 doors.

Sierra 1" series (S) can be used as a support for surface-mounted tables but gives a restricted access to the storage, [see p.D15 to D44](#).

Grommet option available (4 positions), [see p.62 to 64](#).

2 Noki locks standard, key locks available as an option (no upcharge). Will lock all 4 doors.



				S Sierra 1"		T Tango 1 1/2"				
Dimensions				Price		Price		Spec.		
A	B	C	Code	T.F.L.	H.P.L.	T.F.L.	H.P.L.	Cu.Ft.	lb (S)	lb (T)
24	72	23	CZ4D247223	1180	1378	1266	1443	27.8	191	210
24	60	23	CZ4D246023	1133	1296	1210	1345	23.3	164	180
21	72	23	CZ4D217223	1159	1331	1239	1385	24.6	173	190
21	60	23	CZ4D216023	1114	1255	1186	1295	20.6	138	152

S SPECIFY

Series Code Surface Edge Base Fronts Pull

T - - - / - / - -

O OPTIONS

Grommet Lock

-

S Series: S or T [see specifications p.58](#).

Code: Consult the above product code list.

Surface: Take Off finishes, [see p.108, section 1](#).

Edge: Take Off finishes, [see p.108, section 2](#).

Base / Fronts: Take Off finishes, [see p.109, section 4](#).

Pull: Pulls included, specify type, [see p.107](#).

O Grommet: Add grommets on top and sides & specify color: White (**G14**) or Charcoal (**G24**), add \$128, [see p.62 to 64](#).

Lock: Locks with keys (**LS**) or keyed-alike (**LSK**) options available with no upcharge, [see p.62](#).
Specify code **LSK01** to the components in the first workstation; **LSK02** to the components in the second workstation, and so on to identify the keyed-alike products.

Credenzas - 23" H. (cont'd)

Combined credenza (left or right): storage with hinged doors with adjustable shelf and lateral file unit (1 - 6" + 1 - 12" file drawer).

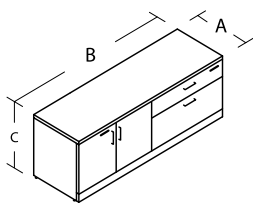
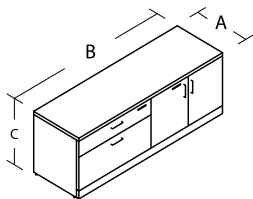
Sierra 1" series (S) can be used as a support for surface-mounted tables but gives a restricted access to the storage, [see p.D15 to D44](#).

Pencil tray included in the 6" top drawer.

Lateral filing bars included, front-to-back filing bars (**AC-BL15**) sold separately, refer to the Accessories price list.

Grommet option available (4 positions), [see p.62 to 64](#).

2 Noki locks standard, key locks available as an option (no upcharge). Will lock all doors & drawers.



			S Sierra 1"		T Tango 1 1/2"					
Dimensions			Price		Price		Spec.			
A	B	C	Code	T.F.L.	H.P.L.	T.F.L.	H.P.L.	Cu.Ft.	lb (S)	lb (T)
DRAWERS TO LEFT										
24	72	23	CZUFDD247223	1388	1587	1475	1651	27.8	198	217
24	60	23	CZUFDD246023	1341	1505	1419	1553	23.3	172	188
21	72	23	CZUFDD217223	1367	1540	1448	1593	24.6	182	199
21	60	23	CZUFDD216023	1322	1464	1395	1503	20.6	158	172
DRAWERS TO RIGHT										
24	72	23	CZDDUF247223	1388	1587	1475	1651	27.8	198	217
24	60	23	CZDDUF246023	1341	1505	1419	1553	23.3	172	188
21	72	23	CZDDUF217223	1367	1540	1448	1593	24.6	182	199
21	60	23	CZDDUF216023	1322	1464	1395	1503	20.6	158	172

S SPECIFY

Series Code Surface Edge Base Fronts Pull Grommet Lock

T - - - / - / - - - -

O OPTIONS

S Series: S or T [see specifications p.58](#).

Code: Consult the above product code list.

Surface: Take Off finishes, [see p.108, section 1](#).

Edge: Take Off finishes, [see p.108, section 2](#).

Base / Fronts: Take Off finishes, [see p.109, section 4](#).

Pull: Pulls included, specify type, [see p.107](#).

O Grommet: Add grommets on top and sides & specify color: White (**G14**) or Charcoal (**G24**), add \$128, [see p.62 to 64](#).

Lock: Locks with keys (**LS**) or keyed-alike (**LSK**) options available with no upcharge, [see p.62](#).

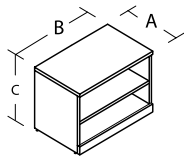
Specify code **LSK01** to the components in the first workstation; **LSK02** to the components in the second workstation, and so on to identify the keyed-alike products.

Storage units - 23" H.

Open storage unit with 1 adjustable shelf.

Grommet option available (3 positions), [see p.62 to 64](#).

Sierra 1" series (S) can be used as a support for surface-mounted tables, [see p.D15 to D44](#).



			S Sierra 1"	T Tango 1 1/2"						
Dimensions			Price		Price		Spec.			
A	B	C	Code	T.F.L.	H.P.L.	T.F.L.	H.P.L.	Cu.Ft.	lb (S)	lb (T)
24	36	23	CZO243623	663	738	807	937	14.3	87	97
24	30	23	CZO243023	619	697	761	920	12.0	75	83
21	36	23	CZO213623	624	689	750	932	12.6	78	87
21	30	23	CZO213023	579	648	713	859	10.6	68	75

S SPECIFY

O OPTION

Series Code Surface Edge Base Grommet
 T - - - / - -

S Series: S or T [see specifications p.58](#).

Code: Consult the above product code list.

Surface: Take Off finishes, [see p.108, section 1](#).

Edge: Take Off finishes, [see p.108, section 2](#).

Base: Take Off finishes, [see p.109, section 4](#).

O Grommet: Add grommets on top and sides & specify color: White (G13) or Charcoal (G23), add \$96, [see p.62 to 64](#).

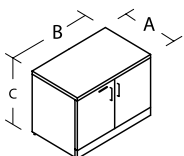
Storage units - 23" H. (cont'd)

Storage unit with 2 doors.

Grommet option available (3 positions), [see p.62 to 64](#).

Noki locks standard, key locks available as an option (no upcharge). Will lock both doors.

Sierra 1" series (S) can be used as a support for surface-mounted tables but gives a restricted access to the storage, [see p.D15 to D44](#).



			S Sierra 1"		T Tango 1 1/2"					
Dimensions			Price		Price		Spec.			
A	B	C	Code	T.F.L.	H.P.L.	T.F.L.	H.P.L.	Cu.Ft.	lb (S)	lb (T)
24	36	23	CZDD243623	798	872	942	1071	14.3	98	108
24	30	23	CZDD243023	754	832	895	1054	12.0	84	92
21	36	23	CZDD213623	758	823	884	1066	12.6	89	98
21	30	23	CZDD213023	713	782	847	993	10.6	77	84

Storage unit with 1 - 6" drawer and 1 - file drawer.

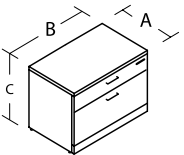
Pencil tray included in the 6" top drawer.

Lateral filing bars included, front-to-back filing bars (**AC-BL15**) sold separately, refer to the Accessories price list.

Grommet option available (3 positions), [see p.62 to 64](#).

Noki locks standard, key locks available as an option (no upcharge). Will lock both drawers.

Sierra 1" (S) series can be used as a support for surface-mounted tables but gives a restricted access to the storage, [see p.D15 to D44](#)



			S Sierra 1"		T Tango 1 1/2"					
Dimensions			Price		Price		Spec.			
A	B	C	Code	T.F.L.	H.P.L.	T.F.L.	H.P.L.	Cu.Ft.	lb (S)	lb (T)
24	36	23	CZUF243623	835	957	936	1020	14.3	99	108
24	30	23	CZUF243023	791	913	892	961	12.0	85	93
21	36	23	CZUF213623	801	912	898	971	12.6	94	102
21	30	23	CZUF213023	756	867	851	913	10.6	81	88

S SPECIFY

Series Code Surface Edge Base Fronts Pull Grommet Lock

T - - - / - / - - - -

O OPTIONS

S Series: S or T [see specifications p.58](#).

Code: Consult the above product code list.

Surface: Take Off finishes, [see p.108, section 1](#).

Edge: Take Off finishes, [see p.108, section 2](#).

Base / Fronts: Take Off finishes, [see p.109, section 4](#).

Pull: Pulls included, specify type, [see p.107](#).

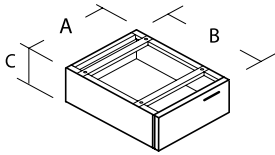
O Grommet: Add grommets on top and sides & specify color: White (**G13**) or Charcoal (**G23**), add \$96, [see p.62 to 64](#).

Lock: Locks with keys (**LS**) or keyed-alike (**LSK**) options available with no upcharge, [see p.62](#).

Specify code **LSK01** to the components in the first workstation; **LSK02** to the components in the second workstation, and so on to identify the keyed-alike products.

Drawer for layering tables

Stationary drawer, slides under the work surface.
 Installation hardware included.
 Noki lock standard, key lock available as an option (no upcharge).



Dimensions			Code	Price	Spec.	
A	B	C			Cu.Ft.	lb
15½	18	5	PiD151805	248	1.4	11

S SPECIFY

O OPTION

T - - - / -

S **Code:** Consult the above product code list.

Base: Take Off finishes, [see p.109, section 3.](#)

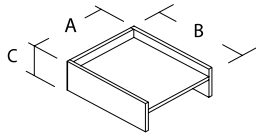
Fronts: Take Off finishes, [see p.109, section 4.](#)

O **Lock:** Locks with keys (**LS**) or keyed-alike (**LSK**) options available with no upcharge, [see p.62.](#)

Specify code **LSK01** to the components in the first workstation; **LSK02** to the components in the second workstation, and so on to identify the keyed-alike products.

Pigeonhole for layering tables

Pigeonhole that can be slid under a surface-mounted table. Can accommodate "legal" or "letter" size documents.
Installation hardware included.



Dimensions			Code	Price	Spec.	
A	B	C			Cu.Ft.	lb
17	18	5	PiS171805	165	1.5	9

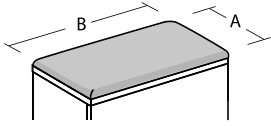
S SPECIFY

Series Code Base
 T - - -

S Code: Consult the above product code list.
Base: Take Off finishes, [see p.109, section 3.](#)

Cushion for storage units

Cushion for storage units.
Installs with Velcro® strips.



Dimensions			Code	Price					Spec.	
A	B	Thickness		Gr.1	COM Gr.2	Gr.3	Gr.4	Gr.5	Cu.Ft.	lb
24	72	1½	CUS2472	682	743	803	866	967	2.8	25
24	60	1½	CUS2460	583	636	688	738	824	2.3	21
24	36	1½	CUS2436	387	419	453	486	554	1.4	13
24	30	1½	CUS2430	342	372	400	429	476	1.2	11
21	72	1½	CUS2172	671	732	792	855	956	2.5	22
21	60	1½	CUS2160	572	625	677	727	813	2.1	19
21	36	1½	CUS2136	382	414	448	481	549	1.3	11
21	30	1½	CUS2130	337	366	395	424	471	1.1	9

S SPECIFY

Series Code Fabric
 T - - -

S Code: Consult the above product code list.
Fabric: Specify fabric for the cushion, refer to current Artopex seating fabric card.

Shared tables & storage / Benching S-T



Shared benching tables

- closed shared benching tables E02
- open shared benching tables E18
- shared benching tables with doors E38
- 120° closed shared benching tables E58
- collaborative surface extension E62
- surface and storage extension E63

Shared storage benching

- shared end-of-run storage units E65
- cushions for shared end-of-run storage units E66
 - low hutches E67
 - tackboards for low hutches E71
 - shelves 13" and 6" H. E72
 - end-of-run bookcase - 50" H. E74
- freestanding pedestals 25" H. for shared benching tables 24" D. E75

Closed shared benching tables - 2-sided - full end panels

Table with 2 rectangular surfaces (29" H.) and laminate modesty panel(s) (18" H.).

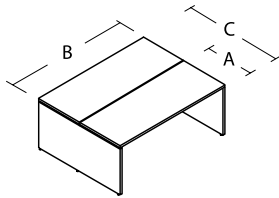
Full laminate end panels.

Privacy screens can be installed between surfaces or on sides, [see section F](#).

Cabling tray (for 1- or 4-circuit electrical system) can be installed underneath the surfaces, [see section G](#).

Grommet or multi-outlet option, position will be identical on each table, [see p.83](#).

For appropriate pedestal selection, [see p.93](#).



				S Sierra 1"			
Dimensions				Price		Spec.	
A	B	C	Code	T.F.L.	H.P.L.	Cu.Ft.	lb
2 SURFACES							
30	72	60¼	BC2i3072	1700	1997	13.3	247
30	66	60¼	BC2i3066	1631	1920	12.9	234
30	60	60¼	BC2i3060	1559	1829	12.3	222
30	54	60¼	BC2i3054	1502	1761	11.7	210
30	48	60¼	BC2i3048	1440	1686	11.3	198
30	42	60¼	BC2i3042	1370	1605	10.7	185
30	36	60¼	BC2i3036	1298	1516	10.1	173
24	72	48¼	BC2i2472	1552	1825	11.1	208
24	66	48¼	BC2i2466	1506	1744	10.7	197
24	60	48¼	BC2i2460	1414	1664	10.3	186
24	54	48¼	BC2i2454	1361	1601	9.7	176
24	48	48¼	BC2i2448	1323	1550	9.3	165
24	42	48¼	BC2i2442	1253	1466	8.9	155
24	36	48¼	BC2i2436	1179	1379	8.5	144

S SPECIFY

Series Code Surface Edge Base Metal Grommet M-Outlet
 T - - - / - - - -

O OPTIONS

S Code: Consult the above product code list.

Surface: Take Off finishes, [see p.108, section 1](#).

Edge: Take Off finishes, [see p.108, section 2](#).

Base: Take Off finishes, [see p.109, section 4](#).

Metal (structure): Specify the finish: Black (3067), Charcoal (3064), Silver (3090) or Polar White (3002).

O Grommet: Option to add White grommet(s) (G1...) at left ...L, centered ...C and/or at right ...R, or Charcoal grommet(s) (G2...) at left ...L, centered ...C and/or at right ...R, add \$32 each, [see p.62 to 64](#).

Multi-Outlet: Option to add multi-outlets "1-circuit" (ECC) or "standard" multi-outlets (UCC) at the center, add \$213 each, [see p.65](#).

Closed shared benching tables - 2-sided - full end panels (cont'd)

Table with 4 rectangular surfaces (29" H.) and laminate modesty panel(s) (18" H.).

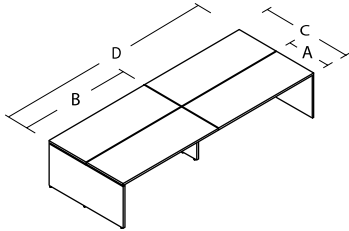
Full laminate end panels and recessed mid panels.

Privacy screens can be installed between surfaces or on sides, [see section F](#).

Cablings tray (for 1- or 4-circuit electrical system) can be installed underneath the surfaces, [see section G](#).

Grommet or multi-outlet option, position will be identical on each table, [see p.83](#).

For appropriate pedestal selection, [see p.93](#).



					S Sierra 1"			
Dimensions					Price		Spec.	
A	B	C	D	Code	T.F.L.	H.P.L.	Cu.Ft.	lb
4 SURFACES								
30	72	60¼	144	BC4i3072	3152	3746	23.6	429
30	66	60¼	132	BC4i3066	3015	3592	22.8	405
30	60	60¼	120	BC4i3060	2870	3411	21.6	380
30	54	60¼	108	BC4i3054	2756	3275	20.4	356
30	48	60¼	96	BC4i3048	2632	3125	19.6	331
30	42	60¼	84	BC4i3042	2492	2962	18.4	306
30	36	60¼	72	BC4i3036	2349	2784	17.2	282
24	72	48¼	144	BC4i2472	2923	3468	20.2	368
24	66	48¼	132	BC4i2466	2830	3306	19.4	347
24	60	48¼	120	BC4i2460	2646	3147	18.6	326
24	54	48¼	108	BC4i2454	2540	3020	17.4	305
24	48	48¼	96	BC4i2448	2465	2918	16.6	283
24	42	48¼	84	BC4i2442	2324	2751	15.8	262
24	36	48¼	72	BC4i2436	2177	2577	15.0	241

S SPECIFY				O OPTIONS			
Series	Code	Surface	Edge	Base	Metal	Grommet	M-Outlet
T - <input type="text" value="S"/>	- <input type="text"/>	- <input type="text"/>	/ <input type="text"/>	- <input type="text"/>	- <input type="text"/>	- <input type="text"/>	- <input type="text"/>
<p>S Code: Consult the above product code list.</p> <p>Surface: Take Off finishes, see p.108, section 1.</p> <p>Edge: Take Off finishes, see p.108, section 2.</p> <p>Base: Take Off finishes, see p.109, section 4.</p> <p>Metal (structure): Specify the finish: Black (3067), Charcoal (3064), Silver (3090) or Polar White (3002).</p> <p>O Grommet: Option to add White grommet(s) (G1...) at left ...L, centered ...C and/or at right ...R, or Charcoal grommet(s) (G2...) at left ...L, centered ...C and/or at right ...R, add \$32 each, see p.62 to 64.</p> <p>Multi-Outlet: Option to add multi-outlets "1-circuit" (ECC) or "standard" multi-outlets (UCC) at the center, add \$213 each, see p.65.</p>							

Closed shared benching tables - 2-sided - full end panels (cont'd)

Table with 6 rectangular surfaces (29" H.) and laminate modesty panel(s) (18" H.).

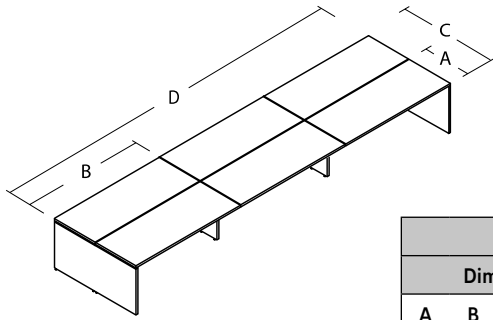
Full laminate end panels and recessed mid panels in the center.

Privacy screens can be installed between surfaces or on sides, [see section F](#).

Cabling tray (for 1- or 4-circuit electrical system) can be installed underneath the surfaces, [see section G](#).

Grommet or multi-outlet option, position will be identical on each table, [see p.83](#).

For appropriate pedestal selection, [see p.93](#).



					S Sierra 1"			
Dimensions				Price		Spec.		
A	B	C	D	Code	T.F.L.	H.P.L.	Cu.Ft.	lb
6 SURFACES								
30	72	60¼	216	BC6i3072	4604	5495	33.9	612
30	66	60¼	198	BC6i3066	4399	5264	32.7	575
30	60	60¼	180	BC6i3060	4181	4993	30.9	538
30	54	60¼	162	BC6i3054	4010	4788	29.1	501
30	48	60¼	144	BC6i3048	3825	4564	27.9	465
30	42	60¼	126	BC6i3042	3614	4320	26.1	428
30	36	60¼	108	BC6i3036	3399	4052	24.3	391
24	72	48¼	216	BC6i2472	4293	5112	29.3	529
24	66	48¼	198	BC6i2466	4155	4868	28.1	497
24	60	48¼	180	BC6i2460	3878	4630	26.9	465
24	54	48¼	162	BC6i2454	3719	4439	25.1	433
24	48	48¼	144	BC6i2448	3607	4287	23.9	402
24	42	48¼	126	BC6i2442	3396	4036	22.7	370
24	36	48¼	108	BC6i2436	3175	3775	21.5	338

S SPECIFY

Series Code Surface Edge Base Metal Grommet M-Outlet
 T - - - / - - - -

O OPTIONS

S Code: Consult the above product code list.

Surface: Take Off finishes, [see p.108, section 1](#).

Edge: Take Off finishes, [see p.108, section 2](#).

Base: Take Off finishes, [see p.109, section 4](#).

Metal (structure): Specify the finish: Black (3067), Charcoal (3064), Silver (3090) or Polar White (3002).

O Grommet: Option to add White grommet(s) (G1...) at left ...L, centered ...C and/or at right ...R,

or Charcoal grommet(s) (G2...) at left ...L, centered ...C and/or at right ...R, add \$32 each, [see p.62 to 64](#).

Multi-Outlet: Option to add multi-outlets "1-circuit" (ECC) or "standard" multi-outlets (UCC) at the center, add \$213 each, [see p.65](#).

Closed shared benching tables - 2-sided - full end panels (cont'd)

Table with 8 rectangular surfaces (29" H.) and laminate modesty panel(s) (18" H.).

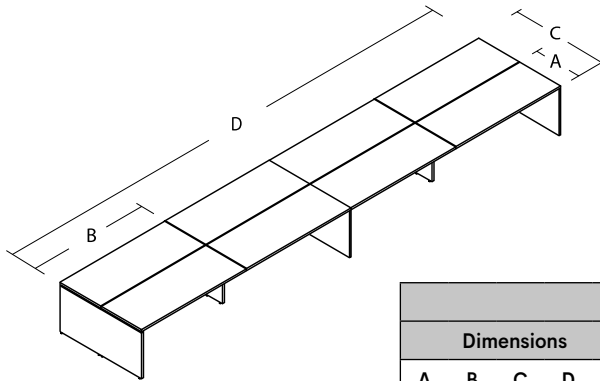
Full laminate end and center panels, and 2 recessed mid panels.

Privacy screens can be installed between surfaces or on sides, [see section F](#).

Cabling tray (for 1- or 4-circuit electrical system) can be installed underneath the surfaces, [see section G](#).

Grommet or multi-outlet option, position will be identical on each table, [see p.83](#).

For appropriate pedestal selection, [see p.93](#).



					S Sierra 1"			
Dimensions				Price		Spec.		
A	B	C	D	Code	T.F.L.	H.P.L.	Cu.Ft.	lb
8 SURFACES								
30	72	60¼	288	BC8i3072	6303	7491	44.6	814
30	66	60¼	264	BC8i3066	6030	7183	43.0	766
30	60	60¼	240	BC8i3060	5740	6822	40.6	716
30	54	60¼	216	BC8i3054	5511	6549	38.2	667
30	48	60¼	192	BC8i3048	5265	6250	36.6	618
30	42	60¼	168	BC8i3042	4983	5925	34.2	569
30	36	60¼	144	BC8i3036	4697	5568	31.8	520
24	72	48¼	288	BC8i2472	5845	6937	38.3	709
24	66	48¼	264	BC8i2466	5661	6611	36.7	667
24	60	48¼	240	BC8i2460	5291	6294	35.1	625
24	54	48¼	216	BC8i2454	5080	6039	32.7	582
24	48	48¼	192	BC8i2448	4930	5837	31.1	540
24	42	48¼	168	BC8i2442	4649	5502	29.5	497
24	36	48¼	144	BC8i2436	4354	5155	27.9	455

S SPECIFY					O OPTIONS			
Series	Code	Surface	Edge	Base	Metal	Grommet	M-Outlet	
T - <input type="text" value="S"/>	- <input type="text"/>	- <input type="text"/>	/ <input type="text"/>	- <input type="text"/>	- <input type="text"/>	- <input type="text"/>	- <input type="text"/>	- <input type="text"/>
S Code:	Consult the above product code list.							
Surface:	Take Off finishes, see p.108, section 1 .							
Edge:	Take Off finishes, see p.108, section 2 .							
Base:	Take Off finishes, see p.109, section 4 .							
Metal (structure):	Specify the finish: Black (3067), Charcoal (3064), Silver (3090) or Polar White (3002).							
Grommet:	Option to add White grommet(s) (G1...) at left ...L, centered ...C and/or at right ...R, or Charcoal grommet(s) (G2...) at left ...L, centered ...C and/or at right ...R, add \$32 each, see p.62 to 64 .							
Multi-Outlet:	Option to add multi-outlets "1-circuit" (ECC) or "standard" multi-outlets (UCC) at the center, add \$213 each, see p.65 .							

Closed shared benching tables - 2-sided - combined material end panels

Table with 2 rectangular surfaces (29" H.) and laminate modesty panel(s) (18" H.).

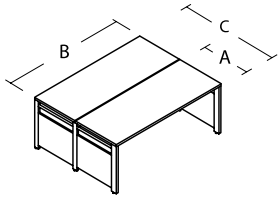
Combined material, metal-laminate end panels.

Privacy screens can be installed between surfaces or on sides, [see section F](#).

Cabling tray (for 1- or 4-circuit electrical system) can be installed underneath the surfaces, [see section G](#).

Grommet or multi-outlet option, position will be identical on each table, [see p.83](#).

For appropriate pedestal selection, [see p.93](#).



				S Sierra 1"			
Dimensions				Price		Spec.	
A	B	C	Code	T.F.L.	H.P.L.	Cu.Ft.	lb
2 SURFACES							
30	72	60¼	BC2iX3072	2112	2409	13.3	247
30	66	60¼	BC2iX3066	2044	2332	12.9	234
30	60	60¼	BC2iX3060	1971	2242	12.3	222
30	54	60¼	BC2iX3054	1914	2174	11.7	210
30	48	60¼	BC2iX3048	1852	2099	11.3	198
30	42	60¼	BC2iX3042	1782	2017	10.7	185
30	36	60¼	BC2iX3036	1711	1928	10.1	173
24	72	48¼	BC2iX2472	1932	2204	11.1	208
24	66	48¼	BC2iX2466	1885	2123	10.7	197
24	60	48¼	BC2iX2460	1793	2044	10.3	186
24	54	48¼	BC2iX2454	1740	1980	9.7	176
24	48	48¼	BC2iX2448	1703	1929	9.3	165
24	42	48¼	BC2iX2442	1632	1846	8.9	155
24	36	48¼	BC2iX2436	1559	1759	8.5	144

S SPECIFY

Series Code Surface Edge Base Metal Grommet M-Outlet
 T - - - / - - - -

O OPTIONS

S Code: Consult the above product code list.

Surface: Take Off finishes, [see p.108, section 1](#).

Edge: Take Off finishes, [see p.108, section 2](#).

Base: Take Off finishes, [see p.109, section 4](#).

Metal (structure): Specify the finish: Black (3067), Charcoal (3064), Silver (3090) or Polar White (3002).

O Grommet: Option to add White grommet(s) (G1...) at left ...L, centered ...C and/or at right ...R,

or Charcoal grommet(s) (G2...) at left ...L, centered ...C and/or at right ...R, add \$32 each, [see p.62 to 64](#).

Multi-Outlet: Option to add multi-outlets "1-circuit" (ECC) or "standard" multi-outlets (UCC) at the center, add \$213 each, [see p.65](#).

Closed shared benching tables - 2-sided - combined material end panels (cont'd)

Table with 4 rectangular surfaces (29" H.) and laminate modesty panel(s) (18" H.).

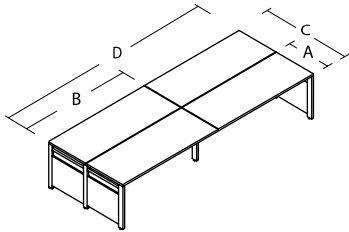
Mixed legs, metal-laminate end panel and recessed open metal mid panels in the middle.

Privacy screens can be installed between surfaces or on sides, [see section F](#).

Cabling tray (for 1- or 4-circuit electrical system) can be installed underneath the surfaces, [see section G](#).

Grommet or multi-outlet option, position will be identical on each table, [see p.83](#).

For appropriate pedestal selection, [see p.93](#).



					S Sierra 1"			
Dimensions					Price		Spec.	
A	B	C	D	Code	T.F.L.	H.P.L.	Cu.Ft.	lb
4 SURFACES								
30	72	60¼	144	BC4iX3072	3509	4103	23.6	429
30	66	60¼	132	BC4iX3066	3373	3949	22.8	405
30	60	60¼	120	BC4iX3060	3227	3769	21.6	380
30	54	60¼	108	BC4iX3054	3113	3632	20.4	356
30	48	60¼	96	BC4iX3048	2990	3483	19.6	331
30	42	60¼	84	BC4iX3042	2849	3320	18.4	306
30	36	60¼	72	BC4iX3036	2706	3142	17.2	282
24	72	48¼	144	BC4iX2472	3247	3793	20.2	368
24	66	48¼	132	BC4iX2466	3155	3630	19.4	347
24	60	48¼	120	BC4iX2460	2970	3472	18.6	326
24	54	48¼	108	BC4iX2454	2864	3344	17.4	305
24	48	48¼	96	BC4iX2448	2790	3243	16.6	283
24	42	48¼	84	BC4iX2442	2649	3076	15.8	262
24	36	48¼	72	BC4iX2436	2501	2902	15.0	241

S SPECIFY

O OPTIONS

T - - - / - - - - -

S Code: Consult the above product code list.

Surface: Take Off finishes, [see p.108, section 1](#).

Edge: Take Off finishes, [see p.108, section 2](#).

Base: Take Off finishes, [see p.109, section 4](#).

Metal (structure): Specify the finish: Black (3067), Charcoal (3064), Silver (3090) or Polar White (3002).

O Grommet: Option to add White grommet(s) (G1...) at left ...L, centered ...C and/or at right ...R, or Charcoal grommet(s) (G2...) at left ...L, centered ...C and/or at right ...R, add \$32 each, [see p.62 to 64](#).

Multi-Outlet: Option to add multi-outlets "1-circuit" (ECC) or "standard" multi-outlets (UCC) at the center, add \$213 each, [see p.65](#).

Closed shared benching tables - 2-sided - combined material end panels (cont'd)

Table with 6 rectangular surfaces (29" H.) and laminate modesty panel(s) (18" H.).

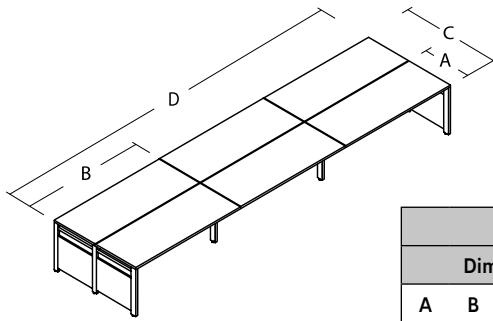
Combined material, metal-laminate end panels and 2 recessed open metal mid panels.

Privacy screens can be installed between surfaces or on sides, [see section F](#).

Cabling tray (for 1- or 4-circuit electrical system) can be installed underneath the surfaces, [see section G](#).

Grommet or multi-outlet option, position will be identical on each table, [see p.83](#).

For appropriate pedestal selection, [see p.93](#).



					S Sierra 1"			
Dimensions				Price		Spec.		
A	B	C	D	Code	T.F.L.	H.P.L.	Cu.Ft.	lb
6 SURFACES								
30	72	60¼	216	BC6iX3072	4906	5797	33.9	612
30	66	60¼	198	BC6iX3066	4701	5566	32.7	575
30	60	60¼	180	BC6iX3060	4484	5295	30.9	538
30	54	60¼	162	BC6iX3054	4312	5091	29.1	501
30	48	60¼	144	BC6iX3048	4127	4866	27.9	465
30	42	60¼	126	BC6iX3042	3916	4622	26.1	428
30	36	60¼	108	BC6iX3036	3702	4355	24.3	391
24	72	48¼	216	BC6iX2472	4563	5381	29.3	529
24	66	48¼	198	BC6iX2466	4424	5137	28.1	497
24	60	48¼	180	BC6iX2460	4147	4899	26.9	465
24	54	48¼	162	BC6iX2454	3989	4708	25.1	433
24	48	48¼	144	BC6iX2448	3876	4556	23.9	402
24	42	48¼	126	BC6iX2442	3665	4305	22.7	370
24	36	48¼	108	BC6iX2436	3444	4045	21.5	338

S SPECIFY

Series Code Surface Edge Base Metal Grommet M-Outlet
 T - - - / - - - -

O OPTIONS

S Code: Consult the above product code list.

Surface: Take Off finishes, [see p.108, section 1](#).

Edge: Take Off finishes, [see p.108, section 2](#).

Base: Take Off finishes, [see p.109, section 4](#).

Metal (structure): Specify the finish: Black (3067), Charcoal (3064), Silver (3090) or Polar White (3002).

O Grommet: Option to add White grommet(s) (G1...) at left ...L, centered ...C and/or at right ...R, or Charcoal grommet(s) (G2...) at left ...L, centered ...C and/or at right ...R, add \$32 each, [see p.62 to 64](#).

Multi-Outlet: Option to add multi-outlets "1-circuit" (ECC) or "standard" multi-outlets (UCC) at the center, add \$213 each, [see p.65](#).

Closed shared benching tables - 2-sided -combined material end panels (cont'd)

Table with 8 rectangular surfaces (29" H.) and laminate modesty panel(s) (18" H.).

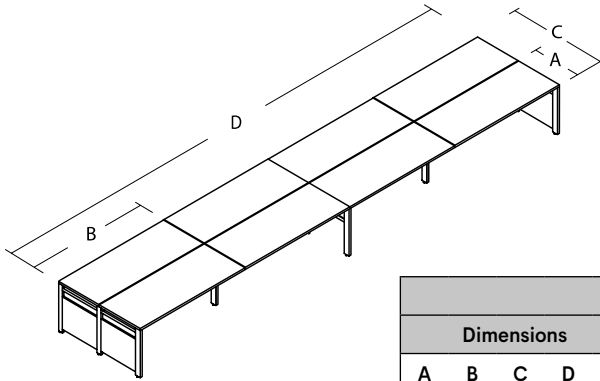
Combined material, metal-laminate end panels and 2 recessed open metal mid panels.

Privacy screens can be installed between surfaces or on sides, [see section F](#).

Cabling tray (for 1- or 4-circuit electrical system) can be installed underneath the surfaces, [see section G](#).

Grommet or multi-outlet option, position will be identical on each table, [see p.83](#).

For appropriate pedestal selection, [see p.93](#).



					S Sierra 1"			
Dimensions				Price		Spec.		
A	B	C	D	Code	T.F.L.	H.P.L.	Cu.Ft.	lb
8 SURFACES								
30	72	60¼	288	BC8iX3072	6669	7857	44.6	814
30	66	60¼	264	BC8iX3066	6397	7549	43.0	766
30	60	60¼	240	BC8iX3060	6106	7189	40.6	716
30	54	60¼	216	BC8iX3054	5877	6916	38.2	667
30	48	60¼	192	BC8iX3048	5631	6617	36.6	618
30	42	60¼	168	BC8iX3042	5349	6291	34.2	569
30	36	60¼	144	BC8iX3036	5063	5935	31.8	520
24	72	48¼	288	BC8iX2472	6212	7303	38.3	709
24	66	48¼	264	BC8iX2466	6027	6977	36.7	667
24	60	48¼	240	BC8iX2460	5657	6661	35.1	625
24	54	48¼	216	BC8iX2454	5446	6405	32.7	582
24	48	48¼	192	BC8iX2448	5297	6203	31.1	540
24	42	48¼	168	BC8iX2442	5015	5869	29.5	497
24	36	48¼	144	BC8iX2436	4720	5521	27.9	455

S SPECIFY

Series Code Surface Edge Base Metal

T - - - / - -

O OPTIONS

Grommet M-Outlet

S Code: Consult the above product code list.

Surface: Take Off finishes, [see p.108, section 1](#).

Edge: Take Off finishes, [see p.108, section 2](#).

Base: Take Off finishes, [see p.109, section 4](#).

Metal (structure): Specify the finish: Black (3067), Charcoal (3064), Silver (3090) or Polar White (3002).

O Grommet: Option to add White grommet(s) (G1...) at left ...L, centered ...C and/or at right ...R, or Charcoal grommet(s) (G2...) at left ...L, centered ...C and/or at right ...R, add \$32 each, [see p.62 to 64](#).

Multi-Outlet: Option to add multi-outlets "1-circuit" (ECC) or "standard" multi-outlets (UCC) at the center, add \$213 each, [see p.65](#).

Closed shared benching tables - 2-sided - perforated metal end panels

Table with 2 rectangular surfaces (29" H.) and laminate modesty panel(s) (18" H.).

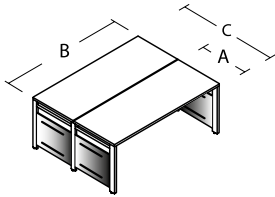
Full perforated metal end panels.

Privacy screens can be installed between surfaces or on sides, [see section F](#).

Cablings tray (for 1- or 4-circuit electrical system) can be installed underneath the surfaces, [see section G](#).

Grommet or multi-outlet option, position will be identical on each table, [see p.83](#).

For appropriate pedestal selection, [see p.93](#).



				S Sierra 1"			
Dimensions				Price		Spec.	
A	B	C	Code	T.F.L.	H.P.L.	Cu.Ft.	lb
2 SURFACES							
30	72	60¼	BC2iM3072	2112	2409	13.3	247
30	66	60¼	BC2iM3066	2044	2332	12.9	234
30	60	60¼	BC2iM3060	1971	2242	12.3	222
30	54	60¼	BC2iM3054	1914	2174	11.7	210
30	48	60¼	BC2iM3048	1852	2099	11.3	198
30	42	60¼	BC2iM3042	1782	2017	10.7	185
30	36	60¼	BC2iM3036	1711	1928	10.1	173
24	72	48¼	BC2iM2472	1932	2204	11.1	208
24	66	48¼	BC2iM2466	1885	2123	10.7	197
24	60	48¼	BC2iM2460	1793	2044	10.3	186
24	54	48¼	BC2iM2454	1740	1980	9.7	176
24	48	48¼	BC2iM2448	1703	1929	9.3	165
24	42	48¼	BC2iM2442	1632	1846	8.9	155
24	36	48¼	BC2iM2436	1559	1759	8.5	144

S SPECIFY

Series Code Surface Edge Base Metal Grommet M-Outlet
 T - - - / - - - -

O OPTIONS

S Code: Consult the above product code list.

Surface: Take Off finishes, [see p.108, section 1](#).

Edge: Take Off finishes, [see p.108, section 2](#).

Base: Take Off finishes, [see p.109, section 4](#).

Metal (structure): Specify the finish: Black (3067), Charcoal (3064), Silver (3090) or Polar White (3002).

O Grommet: Option to add White grommet(s) (G1...) at left ...L, centered ...C and/or at right ...R,

or Charcoal grommet(s) (G2...) at left ...L, centered ...C and/or at right ...R, add \$32 each, [see p.62 to 64](#).

Multi-Outlet: Option to add multi-outlets "1-circuit" (ECC) or "standard" multi-outlets (UCC) at the center, add \$213 each, [see p.65](#).

Closed shared benching tables - 2-sided - perforated metal end panels (cont'd)

Table with 4 rectangular surfaces (29" H.) and laminate modesty panel(s) (18" H.).

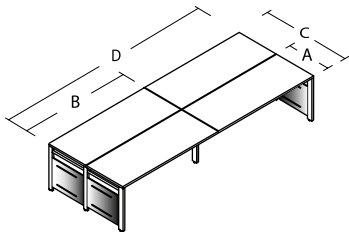
Perforated metal end panels and recessed open metal mid panels.

Privacy screens can be installed between surfaces or on sides, [see section F](#).

Cablings tray (for 1- or 4-circuit electrical system) can be installed underneath the surfaces, [see section G](#).

Grommet or multi-outlet option, position will be identical on each table, [see p.83](#).

For appropriate pedestal selection, [see p.93](#).



				S Sierra 1"			
Dimensions				Price		Spec.	
A	B	C	Code	T.F.L.	H.P.L.	Cu.Ft.	lb
4 SURFACES							
30	72	60¼	144	BC4iM3072	3509	4103	23.6 429
30	66	60¼	132	BC4iM3066	3373	3949	22.8 405
30	60	60¼	120	BC4iM3060	3227	3769	21.6 380
30	54	60¼	108	BC4iM3054	3113	3632	20.4 356
30	48	60¼	96	BC4iM3048	2990	3483	19.6 331
30	42	60¼	84	BC4iM3042	2849	3320	18.4 306
30	36	60¼	72	BC4iM3036	2706	3142	17.2 282
24	72	48¼	144	BC4iM2472	3247	3793	20.2 368
24	66	48¼	132	BC4iM2466	3155	3630	19.4 347
24	60	48¼	120	BC4iM2460	2970	3472	18.6 326
24	54	48¼	108	BC4iM2454	2864	3344	17.4 305
24	48	48¼	96	BC4iM2448	2790	3243	16.6 283
24	42	48¼	84	BC4iM2442	2649	3076	15.8 262
24	36	48¼	72	BC4iM2436	2501	2902	15.0 241

S SPECIFY				O OPTIONS			
Series	Code	Surface	Edge	Base	Metal	Grommet	M-Outlet
T - <input type="text" value="S"/>	- <input type="text"/>	- <input type="text"/>	/ <input type="text"/>	- <input type="text"/>	- <input type="text"/>	- <input type="text"/>	- <input type="text"/>
<p>S Code: Consult the above product code list.</p> <p>Surface: Take Off finishes, see p.108, section 1.</p> <p>Edge: Take Off finishes, see p.108, section 2.</p> <p>Base: Take Off finishes, see p.109, section 4.</p> <p>Metal (structure): Specify the finish: Black (3067), Charcoal (3064), Silver (3090) or Polar White (3002).</p> <p>O Grommet: Option to add White grommet(s) (G1...) at left ...L, centered ...C and/or at right ...R, or Charcoal grommet(s) (G2...) at left ...L, centered ...C and/or at right ...R, add \$32 each, see p.62 to 64.</p> <p>Multi-Outlet: Option to add multi-outlets "1-circuit" (ECC) or "standard" multi-outlets (UCC) at the center, add \$213 each, see p.65.</p>							

Closed shared benching tables - 2-sided - perforated metal end panels (cont'd)

Table with 6 rectangular surfaces (29" H.) and laminate modesty panel(s) (18" H.).

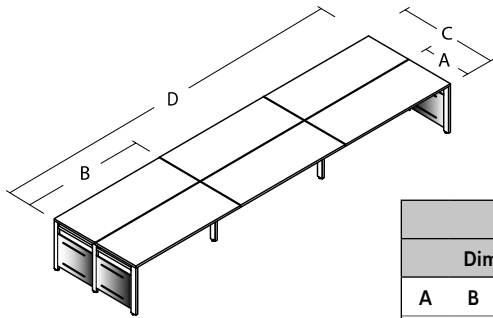
Full perforated metal end panels and 2 recessed open metal mid panels.

Privacy screens can be installed between surfaces or on sides, [see section F](#).

Cabling tray (for 1- or 4-circuit electrical system) can be installed underneath the surfaces, [see section G](#).

Grommet or multi-outlet option, position will be identical on each table, [see p.83](#).

For appropriate pedestal selection, [see p.93](#).



					S Sierra 1"			
Dimensions					Price		Spec.	
A	B	C	D	Code	T.F.L.	H.P.L.	Cu.Ft.	lb
6 SURFACES								
30	72	60¼	216	BC6iM3072	4906	5797	33.9	612
30	66	60¼	198	BC6iM3066	4701	5566	32.7	575
30	60	60¼	180	BC6iM3060	4484	5295	30.9	538
30	54	60¼	162	BC6iM3054	4312	5091	29.1	501
30	48	60¼	144	BC6iM3048	4127	4866	27.9	465
30	42	60¼	126	BC6iM3042	3916	4622	26.1	428
30	36	60¼	108	BC6iM3036	3702	4355	24.3	391
24	72	48¼	216	BC6iM2472	4563	5381	29.3	529
24	66	48¼	198	BC6iM2466	4424	5137	28.1	497
24	60	48¼	180	BC6iM2460	4147	4899	26.9	465
24	54	48¼	162	BC6iM2454	3989	4708	25.1	433
24	48	48¼	144	BC6iM2448	3876	4556	23.9	402
24	42	48¼	126	BC6iM2442	3665	4305	22.7	370
24	36	48¼	108	BC6iM2436	3444	4045	21.5	338

S SPECIFY

Series Code Surface Edge Base Metal Grommet M-Outlet
 T - - - / - - - -

O OPTIONS

S Code: Consult the above product code list.

Surface: Take Off finishes, [see p.108, section 1](#).

Edge: Take Off finishes, [see p.108, section 2](#).

Base: Take Off finishes, [see p.109, section 4](#).

Metal (structure): Specify the finish: Black (3067), Charcoal (3064), Silver (3090) or Polar White (3002).

O Grommet: Option to add White grommet(s) (G1...) at left ...L, centered ...C and/or at right ...R, or Charcoal grommet(s) (G2...) at left ...L, centered ...C and/or at right ...R, add \$32 each, [see p.62 to 64](#).

Multi-Outlet: Option to add multi-outlets "1-circuit" (ECC) or "standard" multi-outlets (UCC) at the center, add \$213 each, [see p.65](#).

Closed shared benching tables - 2-sided - perforated metal end panels (cont'd)

Table with 8 rectangular surfaces (29" H.) and laminate modesty panel(s) (18" H.).

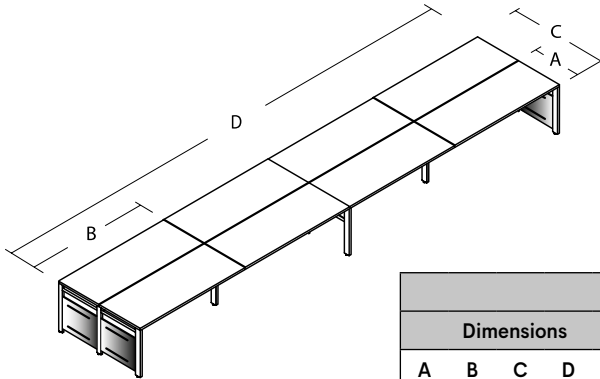
Full perforated metal end panels, full open halfway panels and 2 recessed open metal mid panels.

Privacy screens can be installed between surfaces or on sides, [see section F](#).

Cabling tray (for 1- or 4-circuit electrical system) can be installed underneath the surfaces, [see section G](#).

Grommet or multi-outlet option, position will be identical on each table, [see p.83](#).

For appropriate pedestal selection, [see p.93](#).



					S Sierra 1"			
Dimensions				Price		Spec.		
A	B	C	D	Code	T.F.L.	H.P.L.	Cu.Ft.	lb
8 SURFACES								
30	72	60¼	288	BC8iM3072	6669	7857	44.6	814
30	66	60¼	264	BC8iM3066	6397	7549	43.0	766
30	60	60¼	240	BC8iM3060	6106	7189	40.6	716
30	54	60¼	216	BC8iM3054	5877	6916	38.2	667
30	48	60¼	192	BC8iM3048	5631	6617	36.6	618
30	42	60¼	168	BC8iM3042	5349	6291	34.2	569
30	36	60¼	144	BC8iM3036	5063	5935	31.8	520
24	72	48¼	288	BC8iM2472	6212	7303	38.3	709
24	66	48¼	264	BC8iM2466	6027	6977	36.7	667
24	60	48¼	240	BC8iM2460	5657	6661	35.1	625
24	54	48¼	216	BC8iM2454	5446	6405	32.7	582
24	48	48¼	192	BC8iM2448	5297	6203	31.1	540
24	42	48¼	168	BC8iM2442	5015	5869	29.5	497
24	36	48¼	144	BC8iM2436	4720	5521	27.9	455

S SPECIFY

Series Code Surface Edge Base Metal Grommet M-Outlet

T - - - / - - - -

O OPTIONS

S Code: Consult the above product code list.

Surface: Take Off finishes, [see p.108, section 1](#).

Edge: Take Off finishes, [see p.108, section 2](#).

Base: Take Off finishes, [see p.109, section 4](#).

Metal (structure): Specify the finish: Black (3067), Charcoal (3064), Silver (3090) or Polar White (3002).

O Grommet: Option to add White grommet(s) (G1...) at left ...L, centered ...C and/or at right ...R, or Charcoal grommet(s) (G2...) at left ...L, centered ...C and/or at right ...R, add \$32 each, [see p.62 to 64](#).

Multi-Outlet: Option to add multi-outlets "1-circuit" (ECC) or "standard" multi-outlets (UCC) at the center, add \$213 each, [see p.65](#).

Closed shared benching tables - 2-sided - open metal end panels

Table with 2 rectangular surfaces (29" H.) and laminate modesty panel(s) (18" H.).

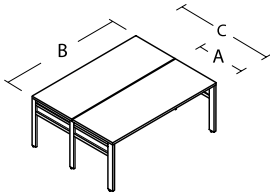
Open metal full end panels.

Privacy screens can be installed between surfaces or on sides, [see section F](#).

Cablings tray (for 1- or 4-circuit electrical system) can be installed underneath the surfaces, [see section G](#).

Grommet or multi-outlet option, position will be identical on each table, [see p.83](#).

For appropriate pedestal selection, [see p.93](#).



				S Sierra 1"			
Dimensions				Price		Spec.	
A	B	C	Code	T.F.L.	H.P.L.	Cu.Ft.	lb
2 SURFACES							
30	72	60¼	BC2iO3072	1826	2123	13.3	222
30	66	60¼	BC2iO3066	1758	2046	12.9	209
30	60	60¼	BC2iO3060	1685	1956	12.3	197
30	54	60¼	BC2iO3054	1628	1888	11.7	185
30	48	60¼	BC2iO3048	1566	1813	11.3	173
30	42	60¼	BC2iO3042	1496	1731	10.7	160
30	36	60¼	BC2iO3036	1425	1642	10.1	148
24	72	48¼	BC2iO2472	1701	1973	11.1	183
24	66	48¼	BC2iO2466	1654	1892	10.7	172
24	60	48¼	BC2iO2460	1562	1813	10.3	161
24	54	48¼	BC2iO2454	1509	1749	9.7	151
24	48	48¼	BC2iO2448	1472	1698	9.3	140
24	42	48¼	BC2iO2442	1401	1615	8.9	130
24	36	48¼	BC2iO2436	1328	1528	8.5	119

S SPECIFY

T - - - / - - - - -

O OPTIONS

S Code: Consult the above product code list.

Surface: Take Off finishes, [see p.108, section 1](#).

Edge: Take Off finishes, [see p.108, section 2](#).

Base: Take Off finishes, [see p.109, section 4](#).

Metal (structure): Specify the finish: Black (3067), Charcoal (3064), Silver (3090) or Polar White (3002).

O Grommet: Option to add White grommet(s) (G1...) at left ...L, centered ...C and/or at right ...R,

or Charcoal grommet(s) (G2...) at left ...L, centered ...C and/or at right ...R, add \$32 each, [see p.62 to 64](#).

Multi-Outlet: Option to add multi-outlets "1-circuit" (ECC) or "standard" multi-outlets (UCC) at the center, add \$213 each, [see p.65](#).

Closed shared benching tables - 2-sided - open metal end panels (cont'd)

Table with 4 rectangular surfaces (29" H.) and laminate modesty panel(s) (18" H.).

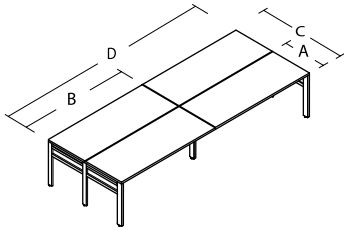
Open metal full end panels and recessed open metal mid panels.

Privacy screens can be installed between surfaces or on sides, [see section F](#).

Cabling tray (for 1- or 4-circuit electrical system) can be installed underneath the surfaces, [see section G](#).

Grommet or multi-outlet option, position will be identical on each table, [see p.83](#).

For appropriate pedestal selection, [see p.93](#).



				S Sierra 1"			
Dimensions				Price		Spec.	
A	B	C	Code	T.F.L.	H.P.L.	Cu.Ft.	lb
4 SURFACES							
30	72	60¼	144	BC4iO3072	3223	3817	23.6 404
30	66	60¼	132	BC4iO3066	3087	3663	22.8 380
30	60	60¼	120	BC4iO3060	2941	3483	21.6 355
30	54	60¼	108	BC4iO3054	2827	3346	20.4 331
30	48	60¼	96	BC4iO3048	2704	3197	19.6 306
30	42	60¼	84	BC4iO3042	2563	3034	18.4 281
30	36	60¼	72	BC4iO3036	2420	2856	17.2 257
24	72	48¼	144	BC4iO2472	3016	3562	20.2 343
24	66	48¼	132	BC4iO2466	2924	3399	19.4 322
24	60	48¼	120	BC4iO2460	2739	3241	18.6 301
24	54	48¼	108	BC4iO2454	2633	3113	17.4 280
24	48	48¼	96	BC4iO2448	2559	3012	16.6 258
24	42	48¼	84	BC4iO2442	2418	2845	15.8 237
24	36	48¼	72	BC4iO2436	2270	2671	15.0 216

S SPECIFY

O OPTIONS

T - - - / - - - - -

S Code: Consult the above product code list.

Surface: Take Off finishes, [see p.108, section 1](#).

Edge: Take Off finishes, [see p.108, section 2](#).

Base: Take Off finishes, [see p.109, section 4](#).

Metal (structure): Specify the finish: Black (3067), Charcoal (3064), Silver (3090) or Polar White (3002).

O Grommet: Option to add White grommet(s) (G1...) at left ...L, centered ...C and/or at right ...R, or Charcoal grommet(s) (G2...) at left ...L, centered ...C and/or at right ...R, add \$32 each, [see p.62 to 64](#).

Multi-Outlet: Option to add multi-outlets "1-circuit" (ECC) or "standard" multi-outlets (UCC) at the center, add \$213 each, [see p.65](#).

Closed shared benching tables - 2-sided - perforated metal end panels (cont'd)

Table with 6 rectangular surfaces (29" H.) and laminate modesty panel(s) (18" H.).

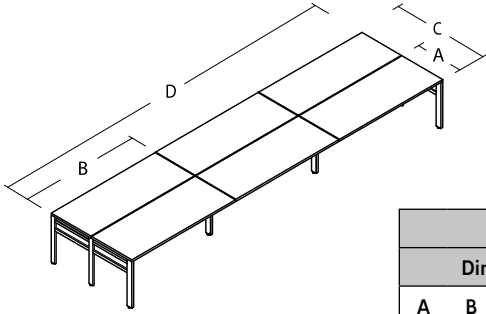
Full open metal end panels and 2 recessed open metal mid panels.

Privacy screens can be installed between surfaces or on sides, [see section F](#).

Cabling tray (for 1- or 4-circuit electrical system) can be installed underneath the surfaces, [see section G](#).

Grommet or multi-outlet option, position will be identical on each table, [see p.83](#).

For appropriate pedestal selection, [see p.93](#).



					S Sierra 1"			
Dimensions				Price		Spec.		
A	B	C	D	Code	T.F.L.	H.P.L.	Cu.Ft.	lb
6 SURFACES								
30	72	60¼	216	BC6iO3072	4620	5511	33.9	587
30	66	60¼	198	BC6iO3066	4415	5280	32.7	550
30	60	60¼	180	BC6iO3060	4198	5009	30.9	513
30	54	60¼	162	BC6iO3054	4026	4805	29.1	476
30	48	60¼	144	BC6iO3048	3841	4580	27.9	440
30	42	60¼	126	BC6iO3042	3630	4336	26.1	403
30	36	60¼	108	BC6iO3036	3416	4069	24.3	366
24	72	48¼	216	BC6iO2472	4332	5150	29.3	504
24	66	48¼	198	BC6iO2466	4193	4906	28.1	472
24	60	48¼	180	BC6iO2460	3916	4668	26.9	440
24	54	48¼	162	BC6iO2454	3758	4477	25.1	408
24	48	48¼	144	BC6iO2448	3645	4325	23.9	377
24	42	48¼	126	BC6iO2442	3434	4074	22.7	345
24	36	48¼	108	BC6iO2436	3213	3814	21.5	313

S SPECIFY

Series Code Surface Edge Base Metal Grommet M-Outlet
 T - - - / - - - -

O OPTIONS

S Code: Consult the above product code list.

Surface: Take Off finishes, [see p.108, section 1](#).

Edge: Take Off finishes, [see p.108, section 2](#).

Base: Take Off finishes, [see p.109, section 4](#).

Metal (structure): Specify the finish: Black (3067), Charcoal (3064), Silver (3090) or Polar White (3002).

O Grommet: Option to add White grommet(s) (G1...) at left ...L, centered ...C and/or at right ...R, or Charcoal grommet(s) (G2...) at left ...L, centered ...C and/or at right ...R, add \$32 each, [see p.62 to 64](#).

Multi-Outlet: Option to add multi-outlets "1-circuit" (ECC) or "standard" multi-outlets (UCC) at the center, add \$213 each, [see p.65](#).

Closed shared benching tables - 2-sided - open metal end panels (cont'd)

Table with 8 rectangular surfaces (29" H.) and laminate modesty panel(s) (18" H.).

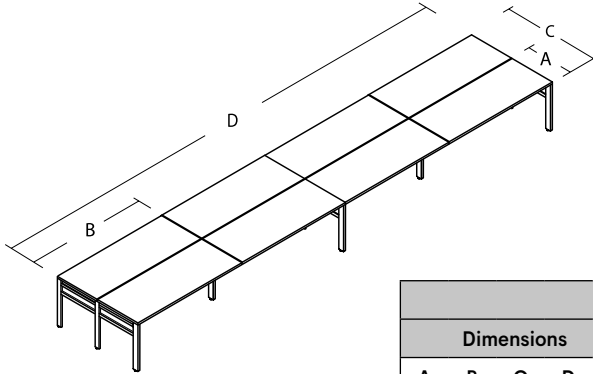
Full open metal end panels, full open metal halfway panels and 2 recessed open metal mid panels.

Privacy screens can be installed between surfaces or on sides, [see section F](#).

Cabling tray (for 1- or 4-circuit electrical system) can be installed underneath the surfaces, [see section G](#).

Grommet or multi-outlet option, position will be identical on each table, [see p.83](#).

For appropriate pedestal selection, [see p.93](#).



					S Sierra 1"			
Dimensions				Price		Spec.		
A	B	C	D	Code	T.F.L.	H.P.L.	Cu.Ft.	lb
8 SURFACES								
30	72	60¼	288	BC8iO3072	6383	7571	44.6	777
30	66	60¼	264	BC8iO3066	6111	7263	43.0	728
30	60	60¼	240	BC8iO3060	5820	6903	40.6	679
30	54	60¼	216	BC8iO3054	5591	6630	38.2	630
30	48	60¼	192	BC8iO3048	5345	6331	36.6	581
30	42	60¼	168	BC8iO3042	5063	6005	34.2	531
30	36	60¼	144	BC8iO3036	4777	5649	31.8	482
24	72	48¼	288	BC8iO2472	5981	7072	38.3	672
24	66	48¼	264	BC8iO2466	5796	6746	36.7	630
24	60	48¼	240	BC8iO2460	5426	6430	35.1	587
24	54	48¼	216	BC8iO2454	5215	6174	32.7	545
24	48	48¼	192	BC8iO2448	5066	5972	31.1	502
24	42	48¼	168	BC8iO2442	4784	5638	29.5	460
24	36	48¼	144	BC8iO2436	4489	5290	27.9	418

S SPECIFY

Series Code Surface Edge Base Metal Grommet M-Outlet

T - - - / - - - -

O OPTIONS

S Code: Consult the above product code list.

Surface: Take Off finishes, [see p.108, section 1](#).

Edge: Take Off finishes, [see p.108, section 2](#).

Base: Take Off finishes, [see p.109, section 4](#).

Metal (structure): Specify the finish: Black (3067), Charcoal (3064), Silver (3090) or Polar White (3002).

O Grommet: Option to add White grommet(s) (G1...) at left ...L, centered ...C and/or at right ...R, or Charcoal grommet(s) (G2...) at left ...L, centered ...C and/or at right ...R, add \$32 each, [see p.62 to 64](#).

Multi-Outlet: Option to add multi-outlets "1-circuit" (ECC) or "standard" multi-outlets (UCC) at the center, add \$213 each, [see p.65](#).

Open shared benching table - 1-sided - full end panels

Table with 1 rectangular surface (29" H.) and laminate modesty panel (18" H.).

There is a 2" opening on the surface opposite the user. A center cap is available to reduce the opening, [see p.F15 to F17](#).

Finishing caps are installed on each end. Color must be specified.

A finishing back allows for the installation of a privacy screen and electrical system. Color must be specified.

Laminate full end panels.

Privacy screens can be installed on modesty panels, [see section F](#).

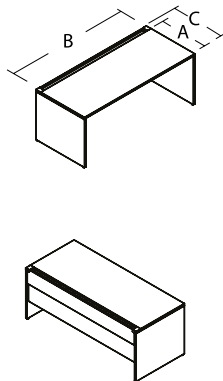
Cabling tray and electrical system (for 1- or 4-circuit electrical systems) can be installed on the modesty panel, [see section G](#).

Grommet option, 1 per leg, [see p.62 to 64](#).

Multi-outlet option in the center, [see p.84](#).

Full modesty panel option, [see p.85](#).

For appropriate pedestal selection, [see p.93](#).



				S Sierra 1"			
Dimensions				Price		Spec.	
A	B	C	Code	T.F.L.	H.P.L.	Cu.Ft.	lb
1 SURFACE							
28½	72	31½	BCO1i2872	1164	1396	9.0	165
28½	66	31½	BCO1i2866	1134	1348	8.4	155
28½	60	31½	BCO1i2860	1093	1288	7.8	145
28½	54	31½	BCO1i2854	1010	1185	7.2	135
28½	48	31½	BCO1i2848	981	1136	6.6	126
28½	42	31½	BCO1i2842	946	1082	5.9	116
28½	36	31½	BCO1i2836	873	990	5.3	106
22½	72	25½	BCO1i2272	1113	1298	8.2	146
22½	66	25½	BCO1i2266	1067	1236	7.6	137
22½	60	25½	BCO1i2260	1047	1202	7.1	128
22½	54	25½	BCO1i2254	1015	1154	6.5	119
22½	48	25½	BCO1i2248	933	1057	5.9	110
22½	42	25½	BCO1i2242	906	1014	5.3	101
22½	36	25½	BCO1i2236	859	952	4.8	92

S SPECIFY

O OPTIONS

T - - - / - - - - NP - - - -

S Code: Consult the above product code list.

Surface: Take Off finishes, [see p.108, section 1](#).

Edge: Take Off finishes, [see p.108, section 2](#).

Base: Take Off finishes, [see p.109, section 4](#).

Metal (structure): Specify the finish: Black (3067), Charcoal (3064), Silver (3090) or Polar White (3002).

Finishing caps: Specify the finish of the caps: Black (3067), Charcoal (3064), Silver (3090) or Polar White (3002).

Metal back: Specify the finish for the metal back: Black (3067), Charcoal (3064), Silver (3090) or Polar White (3002).

O Grommets for legs: Option to add White grommets (G1S) or Charcoal grommets (G2S), add \$64 each, [see p.62 to 64](#).

Multi-Outlet: Option for a 1-circuit multi-outlet at center (ECC) or a "standard" multi-outlet at center (UCC), add \$213 each, [see p.84](#).

Modesty: Option for full modesty panel (FM), add \$39, [see p.85](#).

Open shared benching tables - 2-sided - full end panels

Table with 2 rectangular surfaces (29" H.) and laminate modesty panel(s) (18" H.).

There is a 3" opening between the surfaces. A removable cap is available to reduce the space between the surfaces, [see p.F15 to F17](#).

Finishing caps are installed on each end of the surfaces. Model and color must be specified.

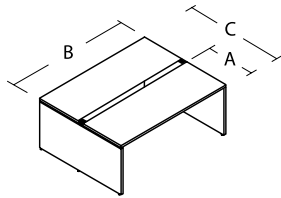
Full laminate end panels.

Privacy screens can be installed between surfaces, [see section F](#).

Cablings tray (for 1- or 4-circuit electrical systems) can be installed underneath the surfaces, [see section G](#).

Multi-outlet option in the center, [see p.84](#).

For appropriate pedestal selection, [see p.93](#).



				S Sierra 1"			
Dimensions				Price		Spec.	
A	B	C	Code	T.F.L.	H.P.L.	Cu.Ft.	lb
2 SURFACES							
28½	72	60¼	BCO2i2872	1742	2039	13.3	247
28½	66	60¼	BCO2i2866	1675	1964	12.9	234
28½	60	60¼	BCO2i2860	1603	1873	12.3	222
28½	54	60¼	BCO2i2854	1547	1806	11.7	210
28½	48	60¼	BCO2i2848	1485	1731	11.3	198
28½	42	60¼	BCO2i2842	1416	1651	10.7	185
28½	36	60¼	BCO2i2836	1345	1563	10.1	173
22½	72	48¼	BCO2i2272	1595	1868	11.1	208
22½	66	48¼	BCO2i2266	1550	1788	10.7	197
22½	60	48¼	BCO2i2260	1458	1708	10.3	186
22½	54	48¼	BCO2i2254	1406	1646	9.7	176
22½	48	48¼	BCO2i2248	1368	1595	9.3	165
22½	42	48¼	BCO2i2242	1299	1513	8.9	155
22½	36	48¼	BCO2i2236	1227	1427	8.5	144

S SPECIFY							O OPTION	
Series	Code	Surface	Edge	Base	Metal	Caps	M-Outlet	
T - <input type="text" value="S"/>	- <input type="text"/>	- <input type="text"/>	/ <input type="text"/>	- <input type="text"/>	- <input type="text"/>	- <input type="text"/>	<input type="text"/>	- <input type="text"/>
<p>S Code: Consult the above product code list.</p> <p>Surface: Take Off finishes, see p.108, section 1.</p> <p>Edge: Take Off finishes, see p.108, section 2.</p> <p>Base: Take Off finishes, see p.109, section 4.</p> <p>Metal (structure): Specify the finish: Black (3067), Charcoal (3064), Silver (3090) or Polar White (3002).</p> <p>Finishing caps: Specify the model of finishing caps and the position of the cabling pole: without cabling pole (NP), on the end (EP) or on both ends (EEP).</p> <p>Specify the finish of the caps: Black (3067), Charcoal (3064), Silver (3090) or Polar White (3002).</p> <p>O Multi-Outlet: Option to add multi-outlets "1-circuit" (ECC) or "standard" multi-outlets (UCC) at the center, add \$213 each, see p.84.</p>								

Open shared benching tables - 2-sided - full end panels (cont'd)

Table with 4 rectangular surfaces (29" H.) and laminate modesty panel(s) (18" H.).

There is a 3" opening between the surfaces. A removable cap is available to reduce the space between the surfaces, [see p.F15 to F17](#).

Finishing caps are installed on each extremity and in the center of the opening. Model and color must be specified.

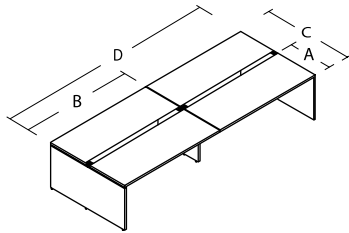
Full laminate end panels and recessed mid panels in the center.

Privacy screens can be installed between surfaces, [see section F](#).

Cablings tray (for 1- or 4-circuit electrical systems) can be installed underneath the surfaces, [see section G](#).

Multi-outlet option in the center, [see p.84](#).

For appropriate pedestal selection, [see p.93](#).



					S Sierra 1"				
Dimensions					Price			Spec.	
A	B	C	D	Code	T.F.L.	H.P.L.	Cu.Ft.	lb	
4 SURFACES									
28½	72	60¼	144	BCO4i2872	3212	3806	23.6	429	
28½	66	60¼	132	BCO4i2866	3077	3653	22.8	405	
28½	60	60¼	120	BCO4i2860	2933	3474	21.6	380	
28½	54	60¼	108	BCO4i2854	2820	3340	20.4	356	
28½	48	60¼	96	BCO4i2848	2698	3191	19.6	331	
28½	42	60¼	84	BCO4i2842	2559	3029	18.4	306	
28½	36	60¼	72	BCO4i2836	2417	2852	17.2	282	
22½	72	48¼	144	BCO4i2272	2983	3529	20.2	368	
22½	66	48¼	132	BCO4i2266	2892	3367	19.4	347	
22½	60	48¼	120	BCO4i2260	2708	3210	18.6	326	
22½	54	48¼	108	BCO4i2254	2605	3084	17.4	305	
22½	48	48¼	96	BCO4i2248	2531	2984	16.6	283	
22½	42	48¼	84	BCO4i2242	2391	2818	15.8	262	
22½	36	48¼	72	BCO4i2236	2245	2646	15.0	241	

S SPECIFY

O OPTION

T - - - / - - - -

S Code: Consult the above product code list.

Surface: Take Off finishes, [see p.108, section 1](#).

Edge: Take Off finishes, [see p.108, section 2](#).

Base: Take Off finishes, [see p.109, section 4](#).

Metal (structure): Specify the finish: Black (3067), Charcoal (3064), Silver (3090) or Polar White (3002).

Finishing caps: Specify the model of finishing caps and the position of the cabling pole: without cabling pole (NP), on the end (EP) on both ends (EEP), at the center (CP) on extremities and in the center (ECP).

Specify the finish of the caps: Black (3067), Charcoal (3064), Silver (3090) or Polar White (3002).

O Multi-Outlet: Option to add multi-outlets "1-circuit" (ECC) or "standard" multi-outlets (UCC) at the center, add \$213 each, [see p.84](#).

Open shared benching tables - 2-sided - full end panels (cont'd)

Table with 6 rectangular surfaces (29" H.) and laminate modesty panel(s) (18" H.).

There is a 3" opening between the surfaces. A removable cap is available to reduce the space between the surfaces, [see p.F15 to F17](#).

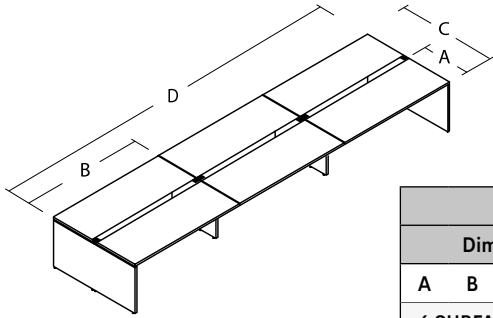
Finishing caps are installed on each extremity and in the center of the opening. Model and color must be specified.

Full laminate end panels and recessed mid panels in the center.

Privacy screens can be installed between surfaces, [see section F](#).

Cablings tray (for 1- or 4-circuit electrical systems) can be installed underneath the surfaces, [see section G](#).

For appropriate pedestal selection, [see p.93](#).



					S Sierra 1"			
Dimensions				Price		Spec.		
A	B	C	D	Code	T.F.L.	H.P.L.	Cu.Ft.	lb
6 SURFACES								
28½	72	60¼	216	BCO6i2872	4682	5573	33.9	612
28½	66	60¼	198	BCO6i2866	4479	5344	32.7	575
28½	60	60¼	180	BCO6i2860	4263	5074	30.9	538
28½	54	60¼	162	BCO6i2854	4093	4872	29.1	501
28½	48	60¼	144	BCO6i2848	3911	4650	27.9	465
28½	42	60¼	126	BCO6i2842	3702	4408	26.1	428
28½	36	60¼	108	BCO6i2836	3489	4143	24.3	391
22½	72	48¼	216	BCO6i2272	4371	5190	29.3	529
22½	66	48¼	198	BCO6i2266	4235	4948	28.1	497
22½	60	48¼	180	BCO6i2260	3959	4711	26.9	465
22½	54	48¼	162	BCO6i2254	3803	4522	25.1	433
22½	48	48¼	144	BCO6i2248	3693	4373	23.9	402
22½	42	48¼	126	BCO6i2242	3484	4124	22.7	370
22½	36	48¼	108	BCO6i2236	3265	3865	21.5	338

S SPECIFY							O OPTION	
Series	Code	Surface	Edge	Base	Metal	Caps	M-Outlet	
T - <input type="text" value="S"/>	- <input type="text"/>	- <input type="text"/>	/ <input type="text"/>	- <input type="text"/>	- <input type="text"/>	- <input type="text"/>	<input type="text"/>	- <input type="text"/>
<p>S Code: Consult the above product code list.</p> <p>Surface: Take Off finishes, see p.108, section 1.</p> <p>Edge: Take Off finishes, see p.108, section 2.</p> <p>Base: Take Off finishes, see p.109, section 4.</p> <p>Metal (structure): Specify the finish: Black (3067), Charcoal (3064), Silver (3090) or Polar White (3002).</p> <p>Finishing caps: Specify the model of finishing caps and the position of the cabling pole: without cabling pole (NP), on the end (EP) on both ends (EEP), at the center (CP) on extremities and in the center (ECP).</p> <p>Specify the finish of the caps: Black (3067), Charcoal (3064), Silver (3090) or Polar White (3002).</p> <p>O Multi-Outlet: Option to add multi-outlets "1-circuit" (ECC) or "standard" multi-outlets (UCC) at the center, add \$213 each, see p.84.</p>								

Open shared benching tables - 2-sided - full end panels (cont'd)

Table with 8 rectangular surfaces (29" H.) and laminate modesty panel(s) (18" H.).

There is a 3" opening between the surfaces. A removable cap is available to reduce the space between the surfaces, [see p.F15 to F17](#).

Finishing caps are installed on each extremity and in the center of the opening. Model and color must be specified.

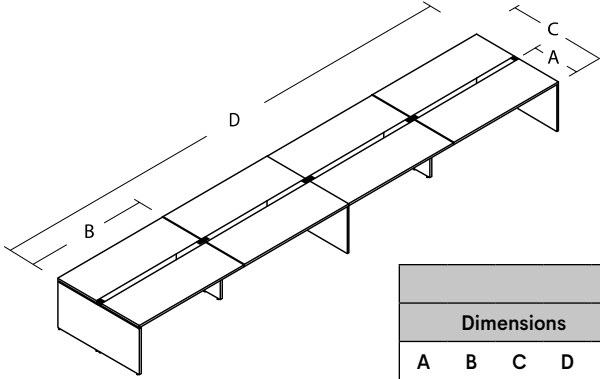
Full laminate end and center panels, and 2 recessed mid panels.

Privacy screens can be installed between surfaces, [see section F](#).

Cablings tray (for 1- or 4-circuit electrical systems) can be installed underneath the surfaces, [see section G](#).

Multi-outlet option in the center, [see p.84](#).

For appropriate pedestal selection, [see p.93](#).



					S Sierra 1"			
Dimensions				Price		Spec.		
A	B	C	D	Code	T.F.L.	H.P.L.	Cu.Ft.	lb
8 SURFACES								
28½	72	60¼	288	BC08i2872	6399	7587	44.6	814
28½	66	60¼	264	BC08i2866	6128	7281	43.0	766
28½	60	60¼	240	BC08i2860	5841	6923	40.6	716
28½	54	60¼	216	BC08i2854	5614	6653	38.2	667
28½	48	60¼	192	BC08i2848	5370	6356	36.6	618
28½	42	60¼	168	BC08i2842	5092	6034	34.2	569
28½	36	60¼	144	BC08i2836	4808	5679	31.8	520
22½	72	48¼	288	BC08i2272	5941	7032	38.3	709
22½	66	48¼	264	BC08i2266	5759	6709	36.7	667
22½	60	48¼	240	BC08i2260	5392	6395	35.1	625
22½	54	48¼	216	BC08i2254	5183	6142	32.7	582
22½	48	48¼	192	BC08i2248	5036	5942	31.1	540
22½	42	48¼	168	BC08i2242	4758	5611	29.5	497
22½	36	48¼	144	BC08i2236	4465	5266	27.9	455

S SPECIFY

O OPTION

T - - - / - - - -

S Code: Consult the above product code list.

Surface: Take Off finishes, [see p.108, section 1](#).

Edge: Take Off finishes, [see p.108, section 2](#).

Base: Take Off finishes, [see p.109, section 4](#).

Metal (structure): Specify the finish: Black (3067), Charcoal (3064), Silver (3090) or Polar White (3002).

Finishing caps: Specify the model of finishing caps and the position of the cabling pole: without cabling pole (NP), on the end (EP) on both ends (EEP), at the center (CP) on extremities and in the center (ECP).

Specify the finish of the caps: Black (3067), Charcoal (3064), Silver (3090) or Polar White (3002).

O Multi-Outlet: Option to add multi-outlets "1-circuit" (ECC) or "standard" multi-outlets (UCC) at the center, add \$213 each, [see p.84](#).

Open shared benching table - 1-sided - combined end panels

Table with 1 rectangular surface (29" H.) and laminate modesty panel (18" H.).

There is a 2" opening on the surface opposite the user. A center cap is available to reduce the opening, [see p.F15 to F17](#).

Finishing caps are installed on each end. Color must be specified.

A finishing back allows for the installation of a privacy screen and electrical system. Color must be specified.

Combined end panels (metal / laminate).

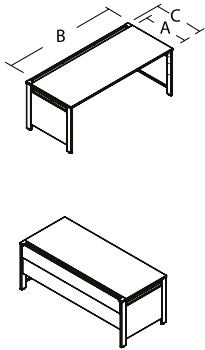
Privacy screens can be installed on modesty panels, [see section F](#).

Cablings tray and electrical system (for 1- or 4-circuit electrical systems) can be installed on the modesty panel, [see section G](#).

Multi-outlet option in the center, [see p.84](#).

Full modesty panel option, [see p.85](#).

For appropriate pedestal selection, [see p.93](#).



				S Sierra 1"			
Dimensions				Price		Spec.	
A	B	C	Code	T.F.L.	H.P.L.	Cu.Ft.	lb
1 SURFACE							
28½	72	31½	BCO1iX2872	1410	1642	12.1	150
28½	66	31½	BCO1iX2866	1381	1594	11.5	140
28½	60	31½	BCO1iX2860	1341	1535	10.9	130
28½	54	31½	BCO1iX2854	1279	1454	10.3	120
28½	48	31½	BCO1iX2848	1228	1383	9.7	111
28½	42	31½	BCO1iX2842	1192	1329	9.0	101
28½	36	31½	BCO1iX2836	1143	1260	8.5	91
22½	72	25½	BCO1iX2272	1365	1550	10.8	135
22½	66	25½	BCO1iX2266	1338	1507	10.2	127
22½	60	25½	BCO1iX2260	1299	1453	9.7	118
22½	54	25½	BCO1iX2254	1267	1406	9.1	109
22½	48	25½	BCO1iX2248	1185	1308	8.5	100
22½	42	25½	BCO1iX2242	1158	1266	7.9	91
22½	36	25½	BCO1iX2236	1111	1203	7.4	82

S SPECIFY **O OPTION**

T - - - / - - - NP - - -

S Code: Consult the above product code list.
Surface: Take Off finishes, [see p.108, section 1](#).
Edge: Take Off finishes, [see p.108, section 2](#).
Base: Take Off finishes, [see p.109, section 4](#).
Metal (structure): Specify the finish: Black (3067), Charcoal (3064), Silver (3090) or Polar White (3002).
Finishing caps: Specify the finish of the caps: Black (3067), Charcoal (3064), Silver (3090) or Polar White (3002).
Metal back: Specify the finish for the metal back: Black (3067), Charcoal (3064), Silver (3090) or Polar White (3002).
 Multi-Outlet: Option for a 1-circuit multi-outlet at center (ECC) or a "standard" multi-outlet at center (UCC), add \$213 each, [see p.84](#).
 Modesty: Option for full modesty panel (FM), add \$39, [see p.85](#).

Open shared benching tables - 2-sided - combined end panels

Table with 2 rectangular surfaces (29" H.) and laminate modesty panel(s) (18" H.).

There is a 3" opening between the surfaces. A removable cap is available to reduce the space between the surfaces, [see p.F15 to F17](#).

Finishing caps are installed on each end of the surfaces. Model and color must be specified.

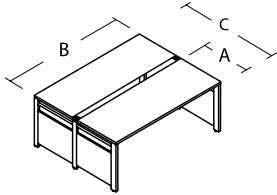
Combined end panels (metal / laminate).

Privacy screens can be installed between surfaces, [see section F](#).

Cabling tray (for 1- or 4-circuit electrical systems) can be installed underneath the surfaces, [see section G](#).

Multi-outlet option in the center, [see p.84](#).

For appropriate pedestal selection, [see p.93](#).



				S Sierra 1"			
Dimensions				Price		Spec.	
A	B	C	Code	T.F.L.	H.P.L.	Cu.Ft.	lb
2 SURFACES							
28½	72	60¼	BCO2iX2872	2155	2452	13.3	247
28½	66	60¼	BCO2iX2866	2088	2376	12.9	234
28½	60	60¼	BCO2iX2860	2015	2286	12.3	222
28½	54	60¼	BCO2iX2854	1959	2219	11.7	210
28½	48	60¼	BCO2iX2848	1898	2144	11.3	198
28½	42	60¼	BCO2iX2842	1828	2064	10.7	185
28½	36	60¼	BCO2iX2836	1758	1976	10.1	173
22½	72	48¼	BCO2iX2272	1975	2247	11.1	208
22½	66	48¼	BCO2iX2266	1929	2167	10.7	197
22½	60	48¼	BCO2iX2260	1837	2088	10.3	186
22½	54	48¼	BCO2iX2254	1785	2025	9.7	176
22½	48	48¼	BCO2iX2248	1748	1975	9.3	165
22½	42	48¼	BCO2iX2242	1679	1892	8.9	155
22½	36	48¼	BCO2iX2236	1606	1806	8.5	144

S SPECIFY

O OPTION

T - - - / - - - -

S Code: Consult the above product code list.

Surface: Take Off finishes, [see p.108, section 1](#).

Edge: Take Off finishes, [see p.108, section 2](#).

Base: Take Off finishes, [see p.109, section 4](#).

Metal (structure): Specify the finish: Black (3067), Charcoal (3064), Silver (3090) or Polar White (3002).

Finishing caps: Specify the model of finishing caps and the position of the cabling pole: without cabling pole (NP), on the end (EP), on both ends (EEP).

Specify the finish of the caps: Black (3067), Charcoal (3064), Silver (3090) or Polar White (3002).

O Multi-Outlet: Option to add multi-outlets "1-circuit" (ECC) or "standard" multi-outlets (UCC) at the center, add \$213 each, [see p.84](#).

Open shared benching tables - 2-sided - combined end panels (cont'd)

Table with 4 rectangular surfaces (29" H.) and laminate modesty panel(s) (18" H.).

There is a 3" opening between the surfaces. A removable cap is available to reduce the space between the surfaces, [see p.F15 to F17](#).

Finishing caps are installed on each extremity and in the center of the opening. Model and color must be specified.

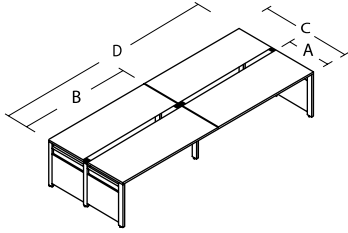
Full combined-material end panel and recessed open metal mid panels.

Privacy screens can be installed between surfaces, [see section F](#).

Cablings tray (for 1- or 4-circuit electrical systems) can be installed underneath the surfaces, [see section G](#).

Multi-outlet option in the center, [see p.84](#).

For appropriate pedestal selection, [see p.93](#).



					S Sierra 1"			
Dimensions					Price		Spec.	
A	B	C	D	Code	T.F.L.	H.P.L.	Cu.Ft.	lb
4 SURFACES								
28½	72	60¼	144	BCO4iX2872	3570	4164	23.6	429
28½	66	60¼	132	BCO4iX2866	3434	4011	22.8	405
28½	60	60¼	120	BCO4iX2860	3290	3831	21.6	380
28½	54	60¼	108	BCO4iX2854	3178	3697	20.4	356
28½	48	60¼	96	BCO4iX2848	3056	3549	19.6	331
28½	42	60¼	84	BCO4iX2842	2916	3387	18.4	306
28½	36	60¼	72	BCO4iX2836	2774	3210	17.2	282
22½	72	48¼	144	BCO4iX2272	3308	3853	20.2	368
22½	66	48¼	132	BCO4iX2266	3216	3692	19.4	347
22½	60	48¼	120	BCO4iX2260	3033	3534	18.6	326
22½	54	48¼	108	BCO4iX2254	2929	3409	17.4	305
22½	48	48¼	96	BCO4iX2248	2856	3309	16.6	283
22½	42	48¼	84	BCO4iX2242	2716	3143	15.8	262
22½	36	48¼	72	BCO4iX2236	2570	2970	15.0	241

S SPECIFY **O OPTION**

T - - - / - - - -

S Code: Consult the above product code list.
Surface: Take Off finishes, [see p.108, section 1](#).
Edge: Take Off finishes, [see p.108, section 2](#).
Base: Take Off finishes, [see p.109, section 4](#).
Metal (structure): Specify the finish: Black (3067), Charcoal (3064), Silver (3090) or Polar White (3002).
Finishing caps: Specify the model of finishing caps and the position of the cabling pole: without cabling pole (NP), on the end (EP) on both ends (EEP), at the center (CP) on extremities and in the center (ECP).
Specify the finish of the caps: Black (3067), Charcoal (3064), Silver (3090) or Polar White (3002).
O Multi-Outlet: Option to add multi-outlets "1-circuit" (ECC) or "standard" multi-outlets (UCC) at the center, add \$213 each, [see p.84](#).

Open shared benching tables - 2-sided - combined end panels (cont'd)

Table with 6 rectangular surfaces (29" H.) and laminate modesty panel(s) (18" H.).

There is a 3" opening between the surfaces. A removable cap is available to reduce the space between the surfaces, [see p.F15 to F17](#).

Finishing caps are installed on each extremity and in the center of the opening. Model and color must be specified.

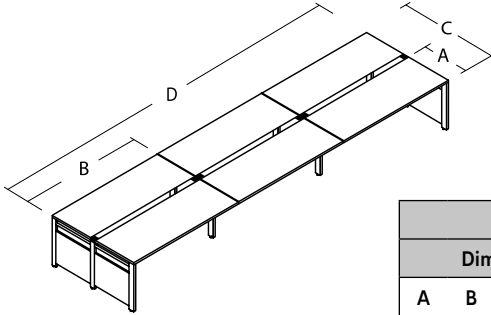
Combined material, metal-laminate end panels and 2 recessed open metal mid panels.

Privacy screens can be installed between surfaces, [see section F](#).

Cablings tray (for 1- or 4-circuit electrical systems) can be installed underneath the surfaces, [see section G](#).

Multi-outlet option in the center, [see p.84](#).

For appropriate pedestal selection, [see p.93](#).



					S Sierra 1"			
Dimensions					Price		Spec.	
A	B	C	D	Code	T.F.L.	H.P.L.	Cu.Ft.	lb
6 SURFACES								
28½	72	60¼	216	BCO6iX2872	4984	5875	33.9	612
28½	66	60¼	198	BCO6iX2866	4782	5646	32.7	575
28½	60	60¼	180	BCO6iX2860	4565	5377	30.9	538
28½	54	60¼	162	BCO6iX2854	4396	5174	29.1	501
28½	48	60¼	144	BCO6iX2848	4213	4952	27.9	465
28½	42	60¼	126	BCO6iX2842	4004	4710	26.1	428
28½	36	60¼	108	BCO6iX2836	3792	4445	24.3	391
22½	72	48¾	216	BCO6iX2272	4641	5459	29.3	529
22½	66	48¾	198	BCO6iX2266	4505	5217	28.1	497
22½	60	48¾	180	BCO6iX2260	4228	4981	26.9	465
22½	54	48¾	162	BCO6iX2254	4072	4792	25.1	433
22½	48	48¾	144	BCO6iX2248	3962	4642	23.9	402
22½	42	48¾	126	BCO6iX2242	3753	4393	22.7	370
22½	36	48¾	108	BCO6iX2236	3534	4135	21.5	338

S SPECIFY

O OPTION

T - - - / - - - -

S Code: Consult the above product code list.

Surface: Take Off finishes, [see p.108, section 1](#).

Edge: Take Off finishes, [see p.108, section 2](#).

Base: Take Off finishes, [see p.109, section 4](#).

Metal (structure): Specify the finish: Black (3067), Charcoal (3064), Silver (3090) or Polar White (3002).

Finishing caps: Specify the model of finishing caps and the position of the cabling pole: without cabling pole (NP), on the end (EP) on both ends (EEP), at the center (CP) on extremities and in the center (ECP).

Specify the finish of the caps: Black (3067), Charcoal (3064), Silver (3090) or Polar White (3002).

O Multi-Outlet: Option to add multi-outlets "1-circuit" (ECC) or "standard" multi-outlets (UCC) at the center, add \$213 each, [see p.84](#).

Open shared benching tables - 2-sided - combined end panels (cont'd)

Table with 8 rectangular surfaces (29" H.) and laminate modesty panel(s) (18" H.).

There is a 3" opening between the surfaces. A removable cap is available to reduce the space between the surfaces, [see p.F15 to F17](#).

Finishing caps are installed on each extremity and in the center of the opening. Model and color must be specified.

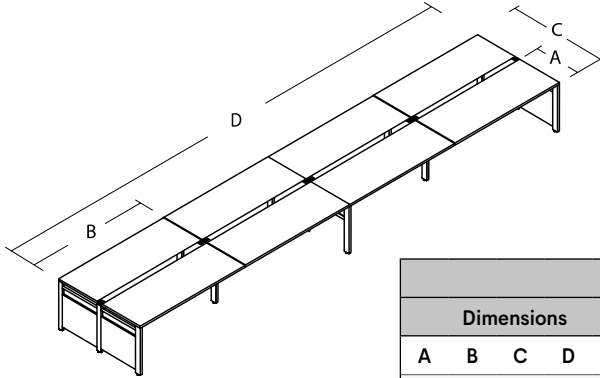
Combined material, metal-laminate end panels and 2 recessed open metal mid panels.

Privacy screens can be installed between surfaces, [see section F](#).

Cablings tray (for 1- or 4-circuit electrical systems) can be installed underneath the surfaces, [see section G](#).

Multi-outlet option in the center, [see p.84](#).

For appropriate pedestal selection, [see p.93](#).



					S Sierra 1"			
Dimensions				Price		Spec.		
A	B	C	D	Code	T.F.L.	H.P.L.	Cu.Ft.	lb
8 SURFACES								
28½	72	60¼	288	BCO8iX2872	6765	7953	44.6	814
28½	66	60¼	264	BCO8iX2866	6494	7647	43.0	766
28½	60	60¼	240	BCO8iX2860	6207	7290	40.6	716
28½	54	60¼	216	BCO8iX2854	5981	7019	38.2	667
28½	48	60¼	192	BCO8iX2848	5737	6722	36.6	618
28½	42	60¼	168	BCO8iX2842	5458	6400	34.2	569
28½	36	60¼	144	BCO8iX2836	5174	6046	31.8	520
22½	72	48¼	288	BCO8iX2272	6307	7399	38.3	709
22½	66	48¼	264	BCO8iX2266	6125	7075	36.7	667
22½	60	48¼	240	BCO8iX2260	5759	6762	35.1	625
22½	54	48¼	216	BCO8iX2254	5550	6509	32.7	582
22½	48	48¼	192	BCO8iX2248	5402	6309	31.1	540
22½	42	48¼	168	BCO8iX2242	5124	5977	29.5	497
22½	36	48¼	144	BCO8iX2236	4831	5632	27.9	455

S SPECIFY							O OPTION
Series	Code	Surface	Edge	Base	Metal	Caps	M-Outlet
T - <input type="text" value="S"/>	- <input type="text"/>	- <input type="text"/>	/ <input type="text"/>	- <input type="text"/>	- <input type="text"/>	- <input type="text"/>	- <input type="text"/>
<p>S Code: Consult the above product code list.</p> <p>Surface: Take Off finishes, see p.108, section 1.</p> <p>Edge: Take Off finishes, see p.108, section 2.</p> <p>Base: Take Off finishes, see p.109, section 4.</p> <p>Metal (structure): Specify the finish: Black (3067), Charcoal (3064), Silver (3090) or Polar White (3002).</p> <p>Finishing caps: Specify the model of finishing caps and the position of the cabling pole: without cabling pole (NP), on the end (EP) on both ends (EEP), at the center (CP) on extremities and in the center (ECP).</p> <p>Specify the finish of the caps: Black (3067), Charcoal (3064), Silver (3090) or Polar White (3002).</p> <p>O Multi-Outlet: Option to add multi-outlets "1-circuit" (ECC) or "standard" multi-outlets (UCC) at the center, add \$213 each, see p.84.</p>							

Open shared benching table - 1-sided - perforated metal end panels

Table with 1 rectangular surface (29" H.) and laminate modesty panel (18" H.).

There is a 2" opening on the surface opposite the user. A center cap is available to reduce the opening, [see p.F15 to F17](#).

Finishing caps are installed on each end. Color must be specified.

A finishing back allows for the installation of a privacy screen and electrical system. Color must be specified.

Perforated metal end panels.

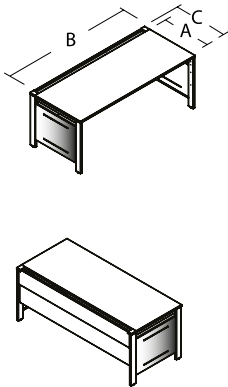
Privacy screens can be installed on modesty panels, [see section F](#).

Cablings tray and electrical system (for 1- or 4-circuit electrical systems) can be installed on the modesty panel, [see section G](#).

Multi-outlet option in the center, [see p.84](#).

Full modesty panel option, [see p.85](#).

For appropriate pedestal selection, [see p.93](#).



				S Sierra 1"			
Dimensions				Price		Spec.	
A	B	C	Code	T.F.L.	H.P.L.	Cu.Ft.	lb
1 SURFACE							
28½	72	31½	BCO1iM2872	1410	1642	12.1	154
28½	66	31½	BCO1iM2866	1381	1594	11.5	145
28½	60	31½	BCO1iM2860	1341	1535	10.9	135
28½	54	31½	BCO1iM2854	1279	1454	10.3	125
28½	48	31½	BCO1iM2848	1228	1383	9.7	115
28½	42	31½	BCO1iM2842	1192	1329	9.0	105
28½	36	31½	BCO1iM2836	1143	1260	8.5	95
22½	72	25½	BCO1iM2272	1365	1550	10.8	139
22½	66	25½	BCO1iM2266	1338	1507	10.2	130
22½	60	25½	BCO1iM2260	1299	1453	9.7	121
22½	54	25½	BCO1iM2254	1267	1406	9.1	112
22½	48	25½	BCO1iM2248	1185	1308	8.5	103
22½	42	25½	BCO1iM2242	1158	1266	7.9	94
22½	36	25½	BCO1iM2236	1111	1203	7.4	85

S SPECIFY

O OPTION

T - - - / - - - NP - - -

S Code: Consult the above product code list.

Surface: Take Off finishes, [see p.108, section 1](#).

Edge: Take Off finishes, [see p.108, section 2](#).

Base: Take Off finishes, [see p.109, section 4](#).

Metal (structure): Specify the finish: Black (3067), Charcoal (3064), Silver (3090) or Polar White (3002).

Finishing caps: Specify the finish of the caps: Black (3067), Charcoal (3064), Silver (3090) or Polar White (3002).

Metal back: Specify the finish for the metal back: Black (3067), Charcoal (3064), Silver (3090) or Polar White (3002).

O Multi-Outlet: Option for a 1-circuit multi-outlet at center (ECC) or a "standard" multi-outlet at center (UCC), add \$213 each, [see p.84](#).

Modesty: Option for full modesty panel (FM), add \$39, [see p85](#).

Open shared benching tables - 2-sided - perforated metal end panels

Table with 2 rectangular surfaces (29" H.) and laminate modesty panel(s) (18" H.).

There is a 3" opening between the surfaces. A removable cap is available to reduce the space between the surfaces, [see p.F15 to F17](#).

Finishing caps are installed on each end of the surfaces. Model and color must be specified.

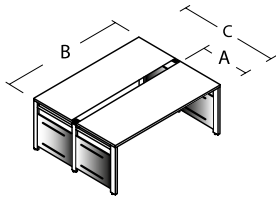
Perforated metal end panels.

Privacy screens can be installed between surfaces, [see section F](#).

Cablings tray (for 1- or 4-circuit electrical systems) can be installed underneath the surfaces, [see section G](#).

Multi-outlet option in the center, [see p.84](#).

For appropriate pedestal selection, [see p.93](#).



			S Sierra 1"			
Dimensions			Price		Spec.	
A	B	C	Code	T.F.L.	H.P.L.	Cu.Ft. lb
2 SURFACES						
28½	72	60¼	BCO2iM2872	2155	2452	13.3 247
28½	66	60¼	BCO2iM2866	2088	2376	12.9 234
28½	60	60¼	BCO2iM2860	2015	2286	12.3 222
28½	54	60¼	BCO2iM2854	1959	2219	11.7 210
28½	48	60¼	BCO2iM2848	1898	2144	11.3 198
28½	42	60¼	BCO2iM2842	1828	2064	10.7 185
28½	36	60¼	BCO2iM2836	1758	1976	10.1 173
22½	72	48¼	BCO2iM2272	1975	2247	11.1 208
22½	66	48¼	BCO2iM2266	1929	2167	10.7 197
22½	60	48¼	BCO2iM2260	1837	2088	10.3 186
22½	54	48¼	BCO2iM2254	1785	2025	9.7 176
22½	48	48¼	BCO2iM2248	1748	1975	9.3 165
22½	42	48¼	BCO2iM2242	1679	1892	8.9 155
22½	36	48¼	BCO2iM2236	1606	1806	8.5 144

S SPECIFY							O OPTION	
Series	Code	Surface	Edge	Base	Metal	Caps	M-Outlet	
T - <input type="text" value="S"/>	- <input type="text"/>	- <input type="text"/>	/ <input type="text"/>	- <input type="text"/>	- <input type="text"/>	- <input type="text"/>	<input type="text"/>	- <input type="text"/>
<p>S Code: Consult the above product code list.</p> <p>Surface: Take Off finishes, see p.108, section 1.</p> <p>Edge: Take Off finishes, see p.108, section 2.</p> <p>Base: Take Off finishes, see p.109, section 4.</p> <p>Metal (structure): Specify the finish: Black (3067), Charcoal (3064), Silver (3090) or Polar White (3002).</p> <p>Finishing caps: Specify the model of finishing caps and the position of the cabling pole: without cabling pole (NP), on the end (EP), on both ends (EEP).</p> <p>Specify the finish of the caps: Black (3067), Charcoal (3064), Silver (3090) or Polar White (3002).</p> <p>O Multi-Outlet: Option to add multi-outlets "1-circuit" (ECC) or "standard" multi-outlets (UCC) at the center, add \$213 each, see p.84.</p>								

Open shared benching tables - 2-sided - perforated metal end panels (cont'd)

Table with 4 rectangular surfaces (29" H.) and laminate modesty panel(s) (18" H.).

There is a 3" opening between the surfaces. A removable cap is available to reduce the space between the surfaces, [see p.F15 to F17](#).

Finishing caps are installed on each extremity and in the center of the opening. Model and color must be specified.

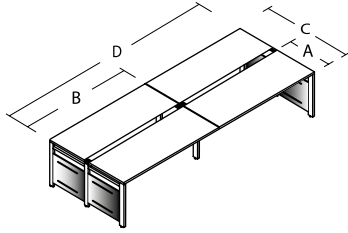
Full combined-material end panel and recessed open metal mid panels.

Privacy screens can be installed between surfaces, [see section F](#).

Cablings tray (for 1- or 4-circuit electrical systems) can be installed underneath the surfaces, [see section G](#).

Multi-outlet option in the center, [see p.84](#).

For appropriate pedestal selection, [see p.93](#).



					S Sierra 1"			
Dimensions				Price		Spec.		
A	B	C	D	Code	T.F.L.	H.P.L.	Cu.Ft.	lb
4 SURFACES								
28½	72	60¼	144	BCO4iM2872	3570	4164	23.6	429
28½	66	60¼	132	BCO4iM2866	3434	4011	22.8	405
28½	60	60¼	120	BCO4iM2860	3290	3831	21.6	380
28½	54	60¼	108	BCO4iM2854	3178	3697	20.4	356
28½	48	60¼	96	BCO4iM2848	3056	3549	19.6	331
28½	42	60¼	84	BCO4iM2842	2916	3387	18.4	306
28½	36	60¼	72	BCO4iM2836	2774	3210	17.2	282
22½	72	48¼	144	BCO4iM2272	3308	3853	20.2	368
22½	66	48¼	132	BCO4iM2266	3216	3692	19.4	347
22½	60	48¼	120	BCO4iM2260	3033	3534	18.6	326
22½	54	48¼	108	BCO4iM2254	2929	3409	17.4	305
22½	48	48¼	96	BCO4iM2248	2856	3309	16.6	283
22½	42	48¼	84	BCO4iM2242	2716	3143	15.8	262
22½	36	48¼	72	BCO4iM2236	2570	2970	15.0	241

S SPECIFY **O OPTION**

Series Code Surface Edge Base Metal Caps M-Outlet

T - - - / - - - -

S Code: Consult the above product code list.
Surface: Take Off finishes, [see p.108, section 1](#).
Edge: Take Off finishes, [see p.108, section 2](#).
Base: Take Off finishes, [see p.109, section 4](#).
Metal (structure): Specify the finish: Black (3067), Charcoal (3064), Silver (3090) or Polar White (3002).
Finishing caps: Specify the model of finishing caps and the position of the cabling pole: without cabling pole (NP), on the end (EP) on both ends (EEP), at the center (CP) on extremities and in the center (ECP).
Specify the finish of the caps: Black (3067), Charcoal (3064), Silver (3090) or Polar White (3002).
O Multi-Outlet: Option to add multi-outlets "1-circuit" (ECC) or "standard" multi-outlets (UCC) at the center, add \$213 each, [see p.84](#).

Open shared benching tables - 2-sided - perforated metal end panels (cont'd)

Table with 6 rectangular surfaces (29" H.) and laminate modesty panel(s) (18" H.).

There is a 3" opening between the surfaces. A removable cap is available to reduce the space between the surfaces, [see p.F15 to F17](#).

Finishing caps are installed on each extremity and in the center of the opening. Model and color must be specified.

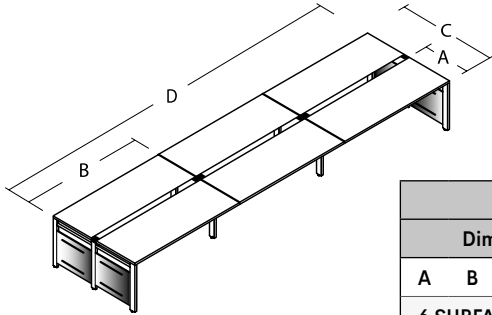
Full perforated metal end panels and 2 recessed open metal mid panels.

Privacy screens can be installed between surfaces, [see section F](#).

Cablings tray (for 1- or 4-circuit electrical systems) can be installed underneath the surfaces, [see section G](#).

Multi-outlet option in the center, [see p.84](#).

For appropriate pedestal selection, [see p.93](#).



					S Sierra 1"			
Dimensions					Price		Spec.	
A	B	C	D	Code	T.F.L.	H.P.L.	Cu.Ft.	lb
6 SURFACES								
28½	72	60¼	216	BCO6iM2872	4984	5875	33.9	612
28½	66	60¼	198	BCO6iM2866	4782	5646	32.7	575
28½	60	60¼	180	BCO6iM2860	4565	5377	30.9	538
28½	54	60¼	162	BCO6iM2854	4396	5174	29.1	501
28½	48	60¼	144	BCO6iM2848	4213	4952	27.9	465
28½	42	60¼	126	BCO6iM2842	4004	4710	26.1	428
28½	36	60¼	108	BCO6iM2836	3792	4445	24.3	391
22½	72	48¼	216	BCO6iM2272	4641	5459	29.3	529
22½	66	48¼	198	BCO6iM2266	4505	5217	28.1	497
22½	60	48¼	180	BCO6iM2260	4228	4981	26.9	465
22½	54	48¼	162	BCO6iM2254	4072	4792	25.1	433
22½	48	48¼	144	BCO6iM2248	3962	4642	23.9	402
22½	42	48¼	126	BCO6iM2242	3753	4393	22.7	370
22½	36	48¼	108	BCO6iM2236	3534	4135	21.5	338

<input checked="" type="checkbox"/> SPECIFY	<input type="checkbox"/> OPTION						
Series	Code	Surface	Edge	Base	Metal	Caps	M-Outlet
T - <input type="text" value="S"/>	- <input type="text"/>	- <input type="text"/>	/ <input type="text"/>	- <input type="text"/>	- <input type="text"/>	- <input type="text"/>	- <input type="text"/>
<p>S Code: Consult the above product code list.</p> <p>Surface: Take Off finishes, see p.108, section 1.</p> <p>Edge: Take Off finishes, see p.108, section 2.</p> <p>Base: Take Off finishes, see p.109, section 4.</p> <p>Metal (structure): Specify the finish: Black (3067), Charcoal (3064), Silver (3090) or Polar White (3002).</p> <p>Finishing caps: Specify the model of finishing caps and the position of the cabling pole (NP), on the end (EP) on both ends (EEP), at the center (CP) on extremities and in the center (ECP).</p> <p>Specify the finish of the caps: Black (3067), Charcoal (3064), Silver (3090) or Polar White (3002).</p> <p><input checked="" type="checkbox"/> Multi-Outlet: Option to add multi-outlets "1-circuit" (ECC) or "standard" multi-outlets (UCC) at the center, add \$213 each, see p.84.</p>							

Open shared benching tables - 2-sided - perforated metal end panels (cont'd)

Table with 8 rectangular surfaces (29" H.) and laminate modesty panel(s) (18" H.).

There is a 3" opening between the surfaces. A removable cap is available to reduce the space between the surfaces, [see p.F15 to F17](#).

Finishing caps are installed on each extremity and in the center of the opening. Model and color must be specified.

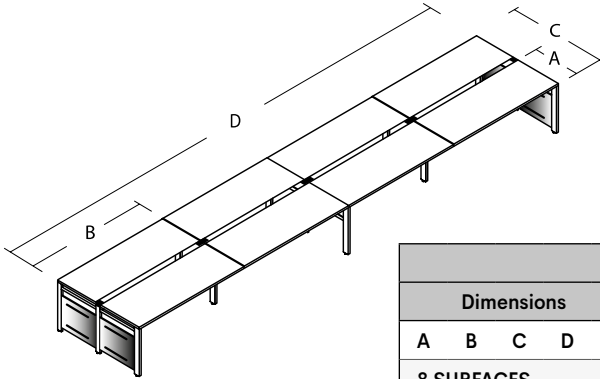
Full perforated metal end panels, full open halfway panels and 2 recessed open metal mid panels.

Privacy screens can be installed between surfaces, [see section F](#).

Cablings tray (for 1- or 4-circuit electrical systems) can be installed underneath the surfaces, [see section G](#).

Multi-outlet option in the center, [see p.84](#).

For appropriate pedestal selection, [see p.93](#).



					S Sierra 1"			
Dimensions				Price		Spec.		
A	B	C	D	Code	T.F.L.	H.P.L.	Cu.Ft.	lb
8 SURFACES								
28½	72	60¼	288	BCO8iM2872	6765	7953	44.6	814
28½	66	60¼	264	BCO8iM2866	6494	7647	43.0	766
28½	60	60¼	240	BCO8iM2860	6207	7290	40.6	716
28½	54	60¼	216	BCO8iM2854	5981	7019	38.2	667
28½	48	60¼	192	BCO8iM2848	5737	6722	36.6	618
28½	42	60¼	168	BCO8iM2842	5458	6400	34.2	569
28½	36	60¼	144	BCO8iM2836	5174	6046	31.8	520
22½	72	48¼	288	BCO8iM2272	6307	7399	38.3	709
22½	66	48¼	264	BCO8iM2266	6125	7075	36.7	667
22½	60	48¼	240	BCO8iM2260	5759	6762	35.1	625
22½	54	48¼	216	BCO8iM2254	5550	6509	32.7	582
22½	48	48¼	192	BCO8iM2248	5402	6309	31.1	540
22½	42	48¼	168	BCO8iM2242	5124	5977	29.5	497
22½	36	48¼	144	BCO8iM2236	4831	5632	27.9	455

<input checked="" type="checkbox"/> SPECIFY							<input type="checkbox"/> OPTION
Series	Code	Surface	Edge	Base	Metal	Caps	M-Outlet
T - <input type="text" value="S"/>	- <input type="text"/>	- <input type="text"/>	/ <input type="text"/>	- <input type="text"/>	- <input type="text"/>	- <input type="text"/>	- <input type="text"/>
S Code: Consult the above product code list.							
Surface: Take Off finishes, see p.108, section 1 .							
Edge: Take Off finishes, see p.108, section 2 .							
Base: Take Off finishes, see p.109, section 4 .							
Metal (structure): Specify the finish: Black (3067), Charcoal (3064), Silver (3090) or Polar White (3002).							
Finishing caps: Specify the model of finishing caps and the position of the cabling pole: without cabling pole (NP), on the end (EP) on both ends (EEP), at the center (CP) on extremities and in the center (ECP).							
Specify the finish of the caps: Black (3067), Charcoal (3064), Silver (3090) or Polar White (3002).							
<input type="checkbox"/> Multi-Outlet: Option to add multi-outlets "1-circuit" (ECC) or "standard" multi-outlets (UCC) at the center, add \$213 each, see p.84 .							

Open shared benching table - 1-sided- open metal end panels

Table with 1 rectangular surface (29" H.) and laminate modesty panel (18" H.).

There is a 2" opening on the surface opposite the user. A center cap is available to reduce the opening, [see p.F15 to F17](#).

Finishing caps are installed on each end. Color must be specified.

A finishing back allows for the installation of a privacy screen and electrical system. Color must be specified.

Open metal end panels.

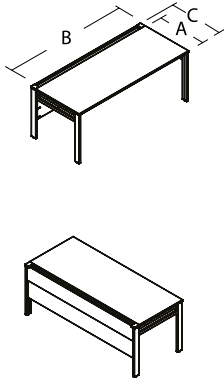
Privacy screens can be installed on modesty panels, [see section F](#).

Cabling tray and electrical system (for 1- or 4-circuit electrical systems) can be installed on the modesty panel, [see section G](#).

Multi-outlet option in the center, [see p.84](#).

Full modesty panel option, [see p.85](#).

For appropriate pedestal selection, [see p.93](#).



				S Sierra 1"			
Dimensions				Price		Spec.	
A	B	C	Code	T.F.L.	H.P.L.	Cu.Ft.	lb
1 SURFACE							
28½	72	31½	BCO1iO2872	1320	1552	12.1	143
28½	66	31½	BCO1iO2866	1290	1504	11.5	133
28½	60	31½	BCO1iO2860	1251	1444	10.9	123
28½	54	31½	BCO1iO2854	1189	1364	10.3	113
28½	48	31½	BCO1iO2848	1137	1293	9.7	103
28½	42	31½	BCO1iO2842	1102	1239	9.0	93
28½	36	31½	BCO1iO2836	1053	1169	8.5	83
22½	72	25½	BCO1iO2272	1284	1469	10.7	130
22½	66	25½	BCO1iO2266	1256	1426	10.2	121
22½	60	25½	BCO1iO2260	1218	1373	9.6	112
22½	54	25½	BCO1iO2254	1186	1324	9.1	103
22½	48	25½	BCO1iO2248	1103	1228	8.5	94
22½	42	25½	BCO1iO2242	1077	1185	7.9	85
22½	36	25½	BCO1iO2236	1030	1122	7.4	76

S SPECIFY

O OPTION

T - - - / - - - NP - - -

S Code: Consult the above product code list.

Surface: Take Off finishes, [see p.108, section 1](#).

Edge: Take Off finishes, [see p.108, section 2](#).

Base: Take Off finishes, [see p.109, section 4](#).

Metal (structure): Specify the finish: Black (3067), Charcoal (3064), Silver (3090) or Polar White (3002).

Finishing caps: Specify the finish of the caps: Black (3067), Charcoal (3064), Silver (3090) or Polar White (3002).

Metal back: Specify the finish for the metal back: Black (3067), Charcoal (3064), Silver (3090) or Polar White (3002).

O Multi-Outlet: Option for a 1-circuit multi-outlet at center (ECC) or a "standard" multi-outlet at center (UCC), add \$213 each, [see p.84](#).

Modesty: Option for full modesty panel (FM), add \$39, [see p.85](#).

Open shared benching tables - 2-sided- open metal end panels

Table with 2 rectangular surfaces (29" H.) and laminate modesty panels (18" H.).

There is a 3" opening between the surfaces. A removable cap is available to reduce the space between the surfaces, [see p.F15 to F17](#).

Finishing caps are installed on each end of the surfaces. Model and color must be specified.

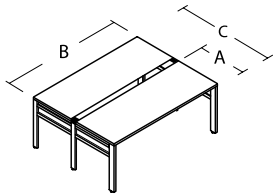
Open metal end panels.

Privacy screens can be installed between surfaces, [see section F](#).

Cablings tray (for 1- or 4-circuit electrical systems) can be installed underneath the surfaces, [see section G](#).

Multi-outlet option in the center, [see p.84](#).

For appropriate pedestal selection, [see p.93](#).



				S Sierra 1"			
Dimensions			Price		Spec.		
A	B	C	Code	T.F.L.	H.P.L.	Cu.Ft.	lb
2 SURFACES							
28½	72	60¼	BCO2iO2872	1869	2166	13.3	222
28½	66	60¼	BCO2iO2866	1802	2090	12.9	209
28½	60	60¼	BCO2iO2860	1729	2000	12.3	197
28½	54	60¼	BCO2iO2854	1673	1933	11.7	185
28½	48	60¼	BCO2iO2848	1612	1858	11.3	173
28½	42	60¼	BCO2iO2842	1542	1778	10.7	160
28½	36	60¼	BCO2iO2836	1472	1690	10.1	148
22½	72	48¼	BCO2iO2272	1744	2016	11.1	183
22½	66	48¼	BCO2iO2266	1698	1936	10.7	172
22½	60	48¼	BCO2iO2260	1606	1857	10.3	161
22½	54	48¼	BCO2iO2254	1554	1794	9.7	151
22½	48	48¼	BCO2iO2248	1517	1744	9.3	140
22½	42	48¼	BCO2iO2242	1448	1661	8.9	130
22½	36	48¼	BCO2iO2236	1375	1575	8.5	119

S SPECIFY

O OPTION

T - - - / - - - -

S Code: Consult the above product code list.

Surface: Take Off finishes, [see p.108, section 1](#).

Edge: Take Off finishes, [see p.108, section 2](#).

Base: Take Off finishes, [see p.109, section 4](#).

Metal (structure): Specify the finish: Black (3067), Charcoal (3064), Silver (3090) or Polar White (3002).

Finishing caps: Specify the model of finishing caps and the position of the cabling pole: without cabling pole (NP), on the end (EP), on both ends (EEP).

Specify the finish of the caps: Black (3067), Charcoal (3064), Silver (3090) or Polar White (3002).

O Multi-Outlet: Option to add multi-outlets "1-circuit" (ECC) or "standard" multi-outlets (UCC) at the center, add \$213 each, [see p.85](#).

Open shared benching tables - 2-sided- open metal end panels (cont'd)

Table with 4 rectangular surfaces (29" H.) and laminate modesty panels (18" H.).

There is a 3" opening between the surfaces. A removable cap is available to reduce the space between the surfaces, [see p.F15 to F17](#).

Finishing caps are installed on each extremity and in the center of the opening. Model and color must be specified.

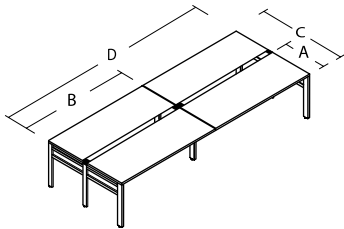
Full open metal end panels and recessed open metal mid panels.

Privacy screens can be installed between surfaces, [see section F](#).

Cablings tray (for 1- or 4-circuit electrical systems) can be installed underneath the surfaces, [see section G](#).

Multi-outlet option in the center, [see p.84](#).

For appropriate pedestal selection, [see p.93](#).



					S Sierra 1"			
Dimensions					Price		Spec.	
A	B	C	D	Code	T.F.L.	H.P.L.	Cu.Ft.	lb
4 SURFACES								
28½	72	60¼	144	BCO4iO2872	3077	3622	23.6	404
28½	66	60¼	132	BCO4iO2866	2985	3461	22.8	380
28½	60	60¼	120	BCO4iO2860	2802	3303	21.6	355
28½	54	60¼	108	BCO4iO2854	2698	3178	20.4	331
28½	48	60¼	96	BCO4iO2848	2625	3078	19.6	306
28½	42	60¼	84	BCO4iO2842	2485	2912	18.4	281
28½	36	60¼	72	BCO4iO2836	2339	2739	17.2	257
22½	72	48¼	144	BCO4iO2272	3077	3622	20.2	343
22½	66	48¼	132	BCO4iO2266	2985	3461	19.4	322
22½	60	48¼	120	BCO4iO2260	2802	3303	18.6	301
22½	54	48¼	108	BCO4iO2254	2698	3178	17.4	280
22½	48	48¼	96	BCO4iO2248	2625	3078	16.6	258
22½	42	48¼	84	BCO4iO2242	2485	2912	15.8	237
22½	36	48¼	72	BCO4iO2236	2339	2739	15.0	216

S SPECIFY
O OPTION

T - - - / - - - -

S Code: Consult the above product code list.
Surface: Take Off finishes, [see p.108, section 1](#).
Edge: Take Off finishes, [see p.108, section 2](#).
Base: Take Off finishes, [see p.109, section 4](#).
Metal (structure): Specify the finish: Black (3067), Charcoal (3064), Silver (3090) or Polar White (3002).
Finishing caps: Specify the model of finishing caps and the position of the cabling pole: without cabling pole (NP), on the end (EP) on both ends (EEP), at the center (CP) on extremities and in the center (ECP).
Specify the finish of the caps: Black (3067), Charcoal (3064), Silver (3090) or Polar White (3002).
O Multi-Outlet: Option to add multi-outlets "1-circuit" (ECC) or "standard" multi-outlets (UCC) at the center, add \$213 each, [see p.84](#).

Open shared benching tables - 2-sided- open metal end panels (cont'd)

Table with 6 rectangular surfaces (29" H.) and laminate modesty panel(s) (18" H.).

There is a 3" opening between the surfaces. A removable cap is available to reduce the space between the surfaces, [see p.F15 to F17](#).

Finishing caps are installed on each extremity and in the center of the opening. Model and color must be specified.

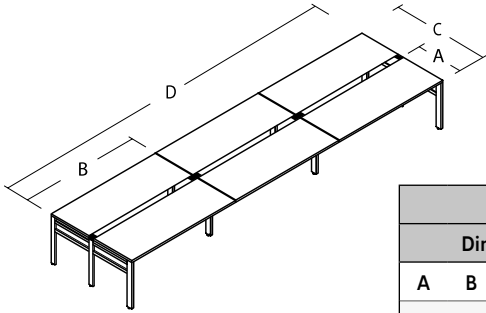
Full open metal end panels and 2 recessed open metal mid panels.

Privacy screens can be installed between surfaces, [see section F](#).

Cablings tray (for 1- or 4-circuit electrical systems) can be installed underneath the surfaces, [see section G](#).

Multi-outlet option in the center, [see p.84](#).

For appropriate pedestal selection, [see p.93](#).



					S Sierra 1"			
Dimensions				Price		Spec.		
A	B	C	D	Code	T.F.L.	H.P.L.	Cu.Ft.	lb
6 SURFACES								
28½	72	60¼	216	BCO6iO2872	4698	5589	33.9	587
28½	66	60¼	198	BCO6iO2866	4496	5360	32.7	550
28½	60	60¼	180	BCO6iO2860	4279	5091	30.9	513
28½	54	60¼	162	BCO6iO2854	4110	4888	29.1	476
28½	48	60¼	144	BCO6iO2848	3927	4666	27.9	440
28½	42	60¼	126	BCO6iO2842	3718	4424	26.1	403
28½	36	60¼	108	BCO6iO2836	3506	4159	24.3	366
22½	72	48¾	216	BCO6iO2272	4410	5228	29.3	504
22½	66	48¾	198	BCO6iO2266	4274	4986	28.1	472
22½	60	48¾	180	BCO6iO2260	3997	4750	26.9	440
22½	54	48¾	162	BCO6iO2254	3841	4561	25.1	408
22½	48	48¾	144	BCO6iO2248	3731	4411	23.9	377
22½	42	48¾	126	BCO6iO2242	3522	4162	22.7	345
22½	36	48¾	108	BCO6iO2236	3303	3904	21.5	313

S SPECIFY

O OPTION

T - - - / - - - - - -

S Code: Consult the above product code list.

Surface: Take Off finishes, [see p.108, section 1](#).

Edge: Take Off finishes, [see p.108, section 2](#).

Base: Take Off finishes, [see p.109, section 4](#).

Metal (structure): Specify the finish: Black (3067), Charcoal (3064), Silver (3090) or Polar White (3002).

Finishing caps: Specify the model of finishing caps and the position of the cabling pole: without cabling pole (NP), on the end (EP) on both ends (EEP), at the center (CP) on extremities and in the center (ECP).

Specify the finish of the caps: Black (3067), Charcoal (3064), Silver (3090) or Polar White (3002).

O Multi-Outlet: Option to add multi-outlets "1-circuit" (ECC) or "standard" multi-outlets (UCC) at the center, add \$213 each, [see p.84](#).

Open shared benching tables - 2-sided- open metal end panels (cont'd)

Table with 8 rectangular surfaces (29" H.) and laminate modesty panel(s) (18" H.).

There is a 3" opening between the surfaces. A removable cap is available to reduce the space between the surfaces, [see p.F15 to F17](#).

Finishing caps are installed on each extremity and in the center of the opening. Model and color must be specified.

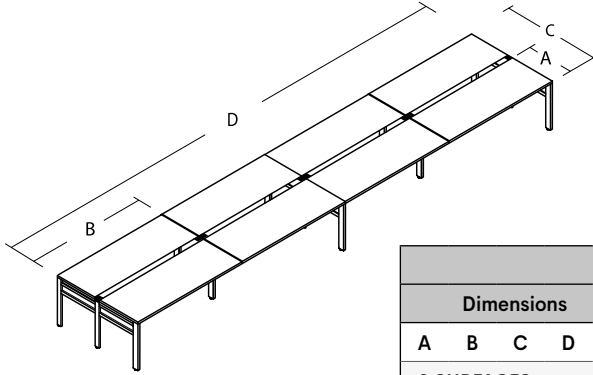
Full open metal end panels, full open metal halfway panels and 2 recessed open metal mid panels.

Privacy screens can be installed between surfaces, [see section F](#).

Cablings tray (for 1- or 4-circuit electrical systems) can be installed underneath the surfaces, [see section G](#).

Multi-outlet option in the center, [see p.84](#).

For appropriate pedestal selection, [see p.93](#).



					S Sierra 1"			
Dimensions					Price		Spec.	
A	B	C	D	Code	T.F.L.	H.P.L.	Cu.Ft.	lb
8 SURFACES								
28½	72	60¼	288	BC08iO2872	6479	7667	44.6	777
28½	66	60¼	264	BC08iO2866	6208	7361	43.0	728
28½	60	60¼	240	BC08iO2860	5921	7004	40.6	679
28½	54	60¼	216	BC08iO2854	5695	6733	38.2	630
28½	48	60¼	192	BC08iO2848	5451	6436	36.6	581
28½	42	60¼	168	BC08iO2842	5172	6114	34.2	531
28½	36	60¼	144	BC08iO2836	4888	5760	31.8	482
22½	72	48¼	288	BC08iO2272	6076	7168	38.3	672
22½	66	48¼	264	BC08iO2266	5894	6844	36.7	630
22½	60	48¼	240	BC08iO2260	5528	6531	35.1	587
22½	54	48¼	216	BC08iO2254	5319	6278	32.7	545
22½	48	48¼	192	BC08iO2248	5171	6078	31.1	502
22½	42	48¼	168	BC08iO2242	4893	5746	29.5	460
22½	36	48¼	144	BC08iO2236	4600	5401	27.9	418

S SPECIFY							O OPTION	
Series	Code	Surface	Edge	Base	Metal	Caps	M-Outlet	
T - <input type="text" value="S"/>	- <input type="text"/>	- <input type="text"/>	/ <input type="text"/>	- <input type="text"/>	- <input type="text"/>	- <input type="text"/>	<input type="text"/>	- <input type="text"/>
<p>S Code: Consult the above product code list.</p> <p>Surface: Take Off finishes, see p.108, section 1.</p> <p>Edge: Take Off finishes, see p.108, section 2.</p> <p>Base: Take Off finishes, see p.109, section 4.</p> <p>Metal (structure): Specify the finish: Black (3067), Charcoal (3064), Silver (3090) or Polar White (3002).</p> <p>Finishing caps: Specify the model of finishing caps and the position of the cabling pole: without cabling pole (NP), on the end (EP) on both ends (EEP), at the center (CP) on extremities and in the center (ECP).</p> <p>Specify the finish of the caps: Black (3067), Charcoal (3064), Silver (3090) or Polar White (3002).</p> <p>O Multi-Outlet: Option to add multi-outlets "1-circuit" (ECC) or "standard" multi-outlets (UCC) at the center, add \$213 each, see p.84.</p>								

Shared benching table with door - 1-sided- full end panels

Table with 1 rectangular surface (29" H.) and laminate modesty panel (18" H.).

There is a 4 3/4" opening on the surface opposite the user with a metal door, leaving a small opening. Finish must be specified.

A center cap is available to cover the opening, see p.F15 to F17.

Finishing caps are installed on each end. Color must be specified.

A finishing back allows for the installation of a privacy screen and electrical system. Color must be specified.

Full laminate end panels.

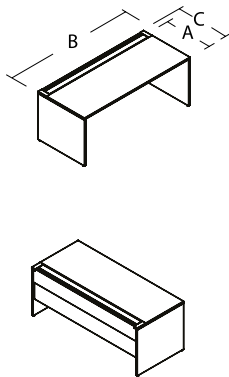
Privacy screens can be installed on modesty panels, see section F.

Cablings tray and electrical system (for 1- or 4-circuit electrical systems) can be installed on the modesty panel, see section G.

Grommet option, 1 per leg, see p.62 to 64.

Full modesty panel option, see p.85.

For appropriate pedestal selection, see p.93.



				S Sierra 1"			
Dimensions				Price		Spec.	
A	B	C	Code	T.F.L.	H.P.L.	Cu.Ft.	lb
1 SURFACE							
26	72	31½	BCD1i2672	1256	1489	9.1	164
26	66	31½	BCD1i2666	1219	1433	8.5	154
26	60	31½	BCD1i2660	1178	1373	7.9	144
26	54	31½	BCD1i2654	1148	1323	7.3	135
26	48	31½	BCD1i2648	1063	1219	6.6	125
26	42	31½	BCD1i2642	1033	1170	6.0	115
26	36	31½	BCD1i2636	982	1100	5.4	105
20	72	25½	BCD1i2072	1206	1392	8.3	145
20	66	25½	BCD1i2066	1152	1322	7.7	136
20	60	25½	BCD1i2060	1132	1287	7.2	127
20	54	25½	BCD1i2054	1104	1244	6.6	118
20	48	25½	BCD1i2048	1021	1145	6.0	109
20	42	25½	BCD1i2042	993	1102	5.4	100
20	36	25½	BCD1i2036	945	1038	4.9	92

S SPECIFY

O OPTION

T - - - / - - - NP - - - - -

S Code: Consult the above product code list.

Surface: Take Off finishes, see p.108, section 1.

Edge: Take Off finishes, see p.108, section 2.

Base: Take Off finishes, see p.109, section 4.

Metal (structure): Specify the finish: Black (3067), Charcoal (3064), Silver (3090) or Polar White (3002).

Finishing caps: Specify the finish of the caps: Black (3067), Charcoal (3064), Silver (3090) or Polar White (3002).

Door: Specify the finish: Black (3067), Charcoal (3064), Silver (3090) or Polar White (3002).

Metal back: Specify the finish for the metal back: Black (3067), Charcoal (3064), Silver (3090) or Polar White (3002).

O Grommets for legs: Option to add White grommets (G1S) or Charcoal grommets (G2S), add \$64, see p.62 to 64.

Modesty: Option for full modesty panel (FM), add \$39, see p.85.

Shared benching tables with door - 2-sided- full end panels

Table with 2 rectangular surfaces (29" H.) and laminate modesty panel(s) (18" H.).

There is an 8 1/2" opening between the surfaces with a metal door facing each surface, finish must be specified.

A central finishing cap can be ordered separately to reduce the space between the surfaces, [see p.F15 to F17](#).

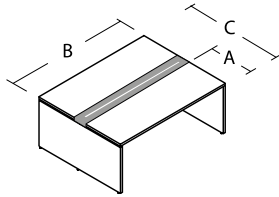
Finishing caps are installed on each end of the surfaces. Model and color must be specified.

Full laminate end panels.

Privacy screens can be installed between doors, [see section F](#).

Cablings tray (for 1- or 4-circuit electrical systems) can be installed underneath the surfaces, [see section G](#).

For appropriate pedestal selection, [see p.93](#).



				S Sierra 1"			
Dimensions				Price		Spec.	
A	B	C	Code	T.F.L.	H.P.L.	Cu.Ft.	lb
2 SURFACES							
26	72	60 1/4	BCD2i2672	1851	2148	13.3	247
26	66	60 1/4	BCD2i2666	1781	2069	12.9	234
26	60	60 1/4	BCD2i2660	1706	1977	12.3	222
26	54	60 1/4	BCD2i2654	1596	1856	11.7	210
26	48	60 1/4	BCD2i2648	1532	1779	11.3	196
26	42	60 1/4	BCD2i2642	1460	1695	10.7	185
26	36	60 1/4	BCD2i2636	1386	1604	10.1	173
20	72	48 1/4	BCD2i2072	1704	1977	11.1	208
20	66	48 1/4	BCD2i2066	1656	1893	10.7	197
20	60	48 1/4	BCD2i2060	1561	1812	10.3	186
20	54	48 1/4	BCD2i2054	1455	1695	9.7	176
20	48	48 1/4	BCD2i2048	1416	1642	9.3	165
20	42	48 1/4	BCD2i2042	1343	1557	8.9	155
20	36	48 1/4	BCD2i2036	1267	1467	8.5	144

S SPECIFY

T - - - / - - - -

S Code: Consult the above product code list.

Surface: Take Off finishes, [see p.108, section 1](#).

Edge: Take Off finishes, [see p.108, section 2](#).

Base: Take Off finishes, [see p.109, section 4](#).

Metal (structure): Specify the finish: Black (3067), Charcoal (3064), Silver (3090) or Polar White (3002).

Finishing caps: Specify the model of finishing caps and the position of the cabling pole: without cabling pole (NP), on the end (EP) or on both ends (EEP).

Specify the finish of the caps: Black (3067), Charcoal (3064), Silver (3090) or Polar White (3002).

Doors: Specify the finish: Black (3067), Charcoal (3064), Silver (3090) or Polar White (3002).

Shared benching tables with door - 2-sided- full end panels (cont'd)

Table with 4 rectangular surfaces (29" H.) and laminate modesty panel(s) (18" H.).

There is an 8 1/2" opening between the surfaces with a metal door facing each surface, finish must be specified.

A central finishing cap can be ordered separately to reduce the space between the surfaces, [see p.F15 to F17](#).

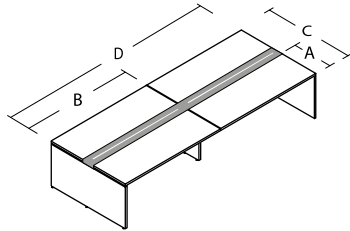
Finishing caps are installed on each extremity and in the center of the opening. Model and color must be specified.

Full laminate end panels and recessed mid panels in the center.

Privacy screens can be installed between doors, [see section F](#).

Cablings tray (for 1- or 4-circuit electrical systems) can be installed underneath the surfaces, [see section G](#).

For appropriate pedestal selection, [see p.93](#).



					S Sierra 1"			
Dimensions					Price		Spec.	
A	B	C	D	Code	T.F.L.	H.P.L.	Cu.Ft.	lb
4 SURFACES								
26	72	60 1/4	144	BCD4i2672	3652	4246	23.6	429
26	66	60 1/4	132	BCD4i2666	3511	4088	22.8	405
26	60	60 1/4	120	BCD4i2660	3362	3903	21.6	380
26	54	60 1/4	108	BCD4i2654	3142	3661	20.4	356
26	48	60 1/4	96	BCD4i2648	3014	3507	19.6	331
26	42	60 1/4	84	BCD4i2642	2869	3340	18.4	306
26	36	60 1/4	72	BCD4i2636	2721	3157	17.2	282
20	72	48 1/4	144	BCD4i2072	3423	3969	20.2	368
20	66	48 1/4	132	BCD4i2066	3326	3802	19.4	347
20	60	48 1/4	120	BCD4i2060	3137	3639	18.6	326
20	54	48 1/4	108	BCD4i2054	2926	3406	17.4	305
20	48	48 1/4	96	BCD4i2048	2847	3300	16.6	283
20	42	48 1/4	84	BCD4i2042	2702	3128	15.8	262
20	36	48 1/4	72	BCD4i2036	2550	2950	15.0	241

S SPECIFY

T - - - / - - - - -

S Code: Consult the above product code list.

Surface: Take Off finishes, [see p.108, section 1](#).

Edge: Take Off finishes, [see p.108, section 2](#).

Base: Take Off finishes, [see p.109, section 4](#).

Metal (structure): Specify the finish: Black (3067), Charcoal (3064), Silver (3090) or Polar White (3002).

Finishing caps: Specify the model of finishing caps and the position of the cabling pole: without cabling pole (NP), on the end (EP), or on both ends (EEP), in the center (CP), or one on the end, and one in the center (ECP).

Specify the finish of the caps: Black (3067), Charcoal (3064), Silver (3090) or Polar White (3002).

Doors: Specify the finish: Black (3067), Charcoal (3064), Silver (3090) or Polar White (3002).

Shared benching tables with door - 2-sided- full end panels (cont'd)

Table with 6 rectangular surfaces (29" H.) and laminate modesty panel(s) (18" H.).

There is an 8 1/2" opening between the surfaces with a metal door facing each surface, finish must be specified.

A central finishing cap can be ordered separately to reduce the space between the surfaces, see p.F15 to F17.

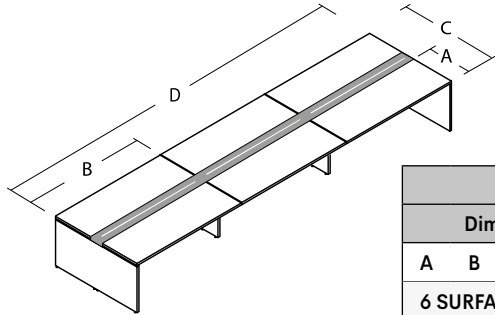
Finishing caps are installed on each extremity and in the center of the opening. Model and color must be specified.

Full laminate end panels and recessed mid panels in the center.

Privacy screens can be installed between doors, see section F.

Cablings tray (for 1- or 4-circuit electrical systems) can be installed underneath the surfaces, see section G.

For appropriate pedestal selection, see p.93.



					S Sierra 1"			
Dimensions					Price		Spec.	
A	B	C	D	Code	T.F.L.	H.P.L.	Cu.Ft.	lb
6 SURFACES								
26	72	60 1/4	216	BCD6i2672	5326	6217	33.9	612
26	66	60 1/4	198	BCD6i2666	5114	5979	32.7	575
26	60	60 1/4	180	BCD6i2660	4890	5701	30.9	538
26	54	60 1/4	162	BCD6i2654	4561	5339	29.1	501
26	48	60 1/4	144	BCD6i2648	4369	5108	27.9	465
26	42	60 1/4	126	BCD6i2642	4151	4858	26.1	428
26	36	60 1/4	108	BCD6i2636	3929	4583	24.3	391
20	72	48 1/4	216	BCD6i2072	5016	5834	29.3	529
20	66	48 1/4	198	BCD6i2066	4870	5583	28.1	497
20	60	48 1/4	180	BCD6i2060	4586	5338	26.9	465
20	54	48 1/4	162	BCD6i2054	4270	4990	25.1	433
20	48	48 1/4	144	BCD6i2048	4151	4831	23.9	402
20	42	48 1/4	126	BCD6i2042	3934	4574	22.7	370
20	36	48 1/4	108	BCD6i2036	3705	4305	21.5	338

S SPECIFY

T - - - / - - - -

S Code: Consult the above product code list.

Surface: Take Off finishes, see p.108, section 1.

Edge: Take Off finishes, see p.108, section 2.

Base: Take Off finishes, see p.109, section 4.

Metal (structure): Specify the finish: Black (3067), Charcoal (3064), Silver (3090) or Polar White (3002).

Finishing caps: Specify the model of finishing caps and the position of the cabling pole: without cabling pole (NP), on the end (EP), on both ends (EEP), in the center (CP), two in the center (CCP), or one on the end, and one in the center (ECP).

Specify the finish of the caps: Black (3067), Charcoal (3064), Silver (3090) or Polar White (3002).

Doors: Specify the finish: Black (3067), Charcoal (3064), Silver (3090) or Polar White (3002).

Shared benching tables with door - 2-sided- full end panels (cont'd)

Table with 8 rectangular surfaces (29" H.) and laminate modesty panel(s) (18" H.).

There is an 8 1/2" opening between the surfaces with a metal door facing each surface, finish must be specified.

A central finishing cap can be ordered separately to reduce the space between the surfaces, see p.F15 to F17.

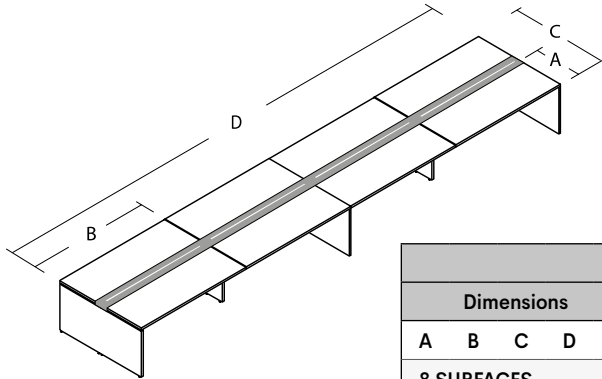
Finishing caps are installed on each extremity and in the center of the opening. Model and color must be specified.

Full laminate end and center panels, and 2 recessed mid panels.

Privacy screens can be installed between doors, see section F.

Cabling tray (for 1- or 4-circuit electrical systems) can be installed underneath the surfaces, see section G.

For appropriate pedestal selection, see p.93.



					S Sierra 1"			
Dimensions				Price		Spec.		
A	B	C	D	Code	T.F.L.	H.P.L.	Cu.Ft.	lb
8 SURFACES								
26	72	60 1/4	288	BCD8i2672	7247	8435	44.6	814
26	66	60 1/4	264	BCD8i2666	6965	8118	43.0	766
26	60	60 1/4	240	BCD8i2660	6666	7748	40.6	716
26	54	60 1/4	216	BCD8i2654	6226	7264	38.2	667
26	48	60 1/4	192	BCD8i2648	5971	6956	36.6	618
26	42	60 1/4	168	BCD8i2642	5680	6622	34.2	569
26	36	60 1/4	144	BCD8i2636	5386	6257	31.8	520
20	72	48 1/4	288	BCD8i2072	6789	7880	38.3	709
20	66	48 1/4	264	BCD8i2066	6596	7546	36.7	667
20	60	48 1/4	240	BCD8i2060	6217	7220	35.1	625
20	54	48 1/4	216	BCD8i2054	5795	6754	32.7	582
20	48	48 1/4	192	BCD8i2048	5636	6543	31.1	540
20	42	48 1/4	168	BCD8i2042	5346	6200	29.5	497
20	36	48 1/4	144	BCD8i2036	5042	5843	27.9	455

S SPECIFY

T - - - / - - - - - -

S Code: Consult the above product code list.

Surface: Take Off finishes, see p.108, section 1.

Edge: Take Off finishes, see p.108, section 2.

Base: Take Off finishes, see p.109, section 4.

Metal (structure): Specify the finish: Black (3067), Charcoal (3064), Silver (3090) or Polar White (3002).

Finishing caps: Specify the model of finishing caps and the position of the cabling pole: without cabling pole (NP), on the end (EP), on both ends (EEP), in the center (CP), two in the center (CCP), or one on the end, and one in the center (ECP).

Specify the finish of the caps: Black (3067), Charcoal (3064), Silver (3090) or Polar White (3002).

Doors: Specify the finish: Black (3067), Charcoal (3064), Silver (3090) or Polar White (3002).

Shared benching table with door - 1-sided- combined material end panels

Table with 1 rectangular surface (29" H.) and laminate modesty panel (18" H.).

There is a 4 3/4" opening on the surface opposite the user with a metal door, leaving a small opening. Finish must be specified.

A center cap is available to cover the opening, see p.F15 to F17.

Finishing caps are installed on each end. Color must be specified.

A finishing back allows for the installation of a privacy screen and electrical system. Color must be specified.

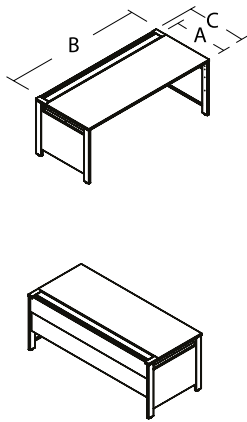
Combined end panels (metal / laminate).

Privacy screens can be installed on modesty panels, see section F.

Cablings tray and electrical system (for 1- or 4-circuit electrical systems) can be installed on the modesty panel, see section G.

Full modesty panel option, see p.85.

For appropriate pedestal selection, see p.93.



				S Sierra 1"			
Dimensions				Price		Spec.	
A	B	C	Code	T.F.L.	H.P.L.	Cu.Ft.	lb
1 SURFACE							
26	72	31½	BCD1iX2672	1503	1737	12.2	149
26	66	31½	BCD1iX2666	1466	1680	11.6	139
26	60	31½	BCD1iX2660	1425	1619	11.0	129
26	54	31½	BCD1iX2654	1395	1571	10.4	120
26	48	31½	BCD1iX2648	1310	1466	9.8	110
26	42	31½	BCD1iX2642	1280	1417	9.1	100
26	36	31½	BCD1iX2636	1230	1346	8.5	90
20	72	25½	BCD1iX2072	1458	1643	10.9	134
20	66	25½	BCD1iX2066	1422	1593	10.3	125
20	60	25½	BCD1iX2060	1384	1539	9.8	117
20	54	25½	BCD1iX2054	1356	1496	9.2	108
20	48	25½	BCD1iX2048	1273	1397	8.6	99
20	42	25½	BCD1iX2042	1245	1354	8.0	90
20	36	25½	BCD1iX2036	1197	1290	7.5	81

S SPECIFY

O OPTION

T - - - / - - - NP - - -

S Code: Consult the above product code list.

Surface: Take Off finishes, see p.108, section 1.

Edge: Take Off finishes, see p.108, section 2.

Base: Take Off finishes, see p.109, section 4.

Metal (structure): Specify the finish: Black (3067), Charcoal (3064), Silver (3090) or Polar White (3002).

Finishing caps: Specify the finish of the caps: Black (3067), Charcoal (3064), Silver (3090) or Polar White (3002).

Door: Specify the finish: Black (3067), Charcoal (3064), Silver (3090) or Polar White (3002).

Metal back: Specify the finish for the metal back: Black (3067), Charcoal (3064), Silver (3090) or Polar White (3002).

O Modesty: Option for full modesty panel (FM), add \$39, see p.85.

Shared benching tables with door - 2-sided- combined material end panels

Table with 2 rectangular surfaces (29" H.) and laminate modesty panel(s) (18" H.).

There is an 8 1/2" opening between the surfaces with a metal door facing each surface, finish must be specified.

A central finishing cap can be ordered separately to reduce the space between the surfaces, [see p.F15 to F17](#).

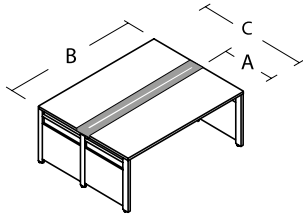
Finishing caps are installed on each end of the surfaces. Model and color must be specified.

Combined end panels (metal / laminate).

Privacy screens can be installed between doors, [see section F](#).

Cablings tray (for 1- or 4-circuit electrical systems) can be installed underneath the surfaces, [see section G](#).

For appropriate pedestal selection, [see p.93](#).



				S Sierra 1"			
Dimensions			Price		Spec.		
A	B	C	Code	T.F.L.	H.P.L.	Cu.Ft.	lb
2 SURFACES							
26	72	60 1/4	BCD2iX2672	2264	2561	13.3	248
26	66	60 1/4	BCD2iX2666	2193	2482	12.9	234
26	60	60 1/4	BCD2iX2660	2119	2389	12.3	222
26	54	60 1/4	BCD2iX2654	2009	2268	11.7	210
26	48	60 1/4	BCD2iX2648	1945	2191	11.3	196
26	42	60 1/4	BCD2iX2642	1872	2108	10.7	185
26	36	60 1/4	BCD2iX2636	1799	2016	10.1	173
20	72	48 1/4	BCD2iX2072	2083	2356	11.1	208
20	66	48 1/4	BCD2iX2066	2035	2273	10.7	197
20	60	48 1/4	BCD2iX2060	1940	2191	10.3	186
20	54	48 1/4	BCD2iX2054	1835	2075	9.7	176
20	48	48 1/4	BCD2iX2048	1795	2022	9.3	165
20	42	48 1/4	BCD2iX2042	1723	1936	8.9	155
20	36	48 1/4	BCD2iX2036	1647	1847	8.5	144

S SPECIFY

Series Code Surface Edge Base Metal Caps Doors
 T - - - / - - - -

S Code: Consult the above product code list.

Surface: Take Off finishes, [see p.108, section 1](#).

Edge: Take Off finishes, [see p.108, section 2](#).

Base: Take Off finishes, [see p.109, section 4](#).

Metal (structure): Specify the finish: Black (3067), Charcoal (3064), Silver (3090) or Polar White (3002).

Finishing caps: Specify the model of finishing caps and the position of the cabling pole: without cabling pole (NP), on the end (EP) or on both ends (EEP).

Specify the finish of the caps: Black (3067), Charcoal (3064), Silver (3090) or Polar White (3002).

Doors: Specify the finish: Black (3067), Charcoal (3064), Silver (3090) or Polar White (3002).

Shared benching tables with door - 2-sided-combined material end panels (cont'd)

Table with 4 rectangular surfaces (29" H.) and laminate modesty panel(s) (18" H.).

There is an 8 1/2" opening between the surfaces with a metal door facing each surface, finish must be specified.

A central finishing cap can be ordered separately to reduce the space between the surfaces, [see p.F15 to F17](#).

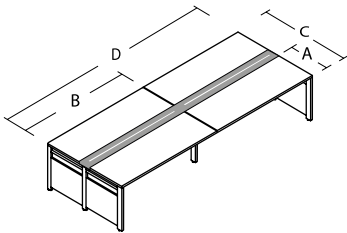
Finishing caps are installed on each extremity and in the center of the opening. Model and color must be specified.

Full combined-material end panel and recessed open metal mid panels.

Privacy screens can be installed between doors, [see section F](#).

Cablings tray (for 1- or 4-circuit electrical systems) can be installed underneath the surfaces, [see section G](#).

For appropriate pedestal selection, [see p.93](#).



					S Sierra 1"			
Dimensions					Price		Spec.	
A	B	C	D	Code	T.F.L.	H.P.L.	Cu.Ft.	lb
4 SURFACES								
26	72	60 1/4	144	BCD4iX2672	4010	4604	23.6	429
26	66	60 1/4	132	BCD4iX2666	3869	4445	22.8	405
26	60	60 1/4	120	BCD4iX2660	3719	4260	21.6	380
26	54	60 1/4	108	BCD4iX2654	3499	4018	20.4	356
26	48	60 1/4	96	BCD4iX2648	3372	3864	19.6	331
26	42	60 1/4	84	BCD4iX2642	3226	3697	18.4	306
26	36	60 1/4	72	BCD4iX2636	3079	3515	17.2	282
20	72	48 1/4	144	BCD4iX2072	3748	4293	20.2	368
20	66	48 1/4	132	BCD4iX2066	3651	4126	19.4	347
20	60	48 1/4	120	BCD4iX2060	3462	3963	18.6	326
20	54	48 1/4	108	BCD4iX2054	3251	3730	17.4	305
20	48	48 1/4	96	BCD4iX2048	3171	3625	16.6	283
20	42	48 1/4	84	BCD4iX2042	3026	3453	15.8	262
20	36	48 1/4	72	BCD4iX2036	2874	3275	15.0	241

S SPECIFY

T - - - / - - - -

S Code: Consult the above product code list.

Surface: Take Off finishes, [see p.108, section 1](#).

Edge: Take Off finishes, [see p.108, section 2](#).

Base: Take Off finishes, [see p.109, section 4](#).

Metal (structure): Specify the finish: Black (3067), Charcoal (3064), Silver (3090) or Polar White (3002).

Finishing caps: Specify the model of finishing caps and the position of the cabling pole: without cabling pole (NP), on the end (EP), or on both ends (EEP), in the center (CP), or one on the end, and one in the center (ECP).

Specify the finish of the caps: Black (3067), Charcoal (3064), Silver (3090) or Polar White (3002).

Doors: Specify the finish: Black (3067), Charcoal (3064), Silver (3090) or Polar White (3002).

shared benching tables with door - 2-sided- combined material end panels (cont'd)

Table with 6 rectangular surfaces (29" H.) and laminate modesty panel(s) (18" H.).

There is an 8 1/2" opening between the surfaces with a metal door facing each surface, finish must be specified.

A central finishing cap can be ordered separately to reduce the space between the surfaces, see p.F15 to F17.

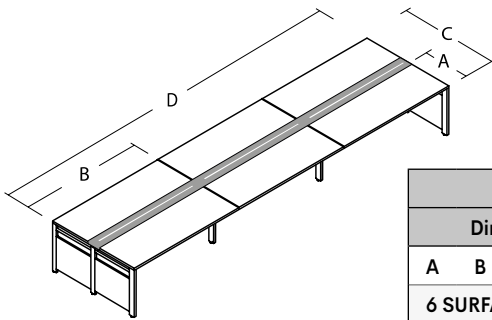
Finishing caps are installed on each extremity and in the center of the opening. Model and color must be specified.

Combined material, metal-laminate end panels and 2 recessed open metal mid panels.

Privacy screens can be installed between doors, see section F.

Cabling tray (for 1- or 4-circuit electrical systems) can be installed underneath the surfaces, see section G.

For appropriate pedestal selection, see p.93.



					S Sierra 1"			
Dimensions				Price		Spec.		
A	B	C	D	Code	T.F.L.	H.P.L.	Cu.Ft.	lb
6 SURFACES								
26	72	60 1/4	216	BCD6iX2672	5629	6520	33.9	612
26	66	60 1/4	198	BCD6iX2666	5416	6281	32.7	575
26	60	60 1/4	180	BCD6iX2660	5192	6004	30.9	538
26	54	60 1/4	162	BCD6iX2654	4863	5642	29.1	501
26	48	60 1/4	144	BCD6iX2648	4672	5411	27.9	465
26	42	60 1/4	126	BCD6iX2642	4454	5160	26.1	428
26	36	60 1/4	108	BCD6iX2636	4232	4885	24.3	391
20	72	48 1/4	216	BCD6iX2072	5286	6104	29.3	529
20	66	48 1/4	198	BCD6iX2066	5139	5852	28.1	497
20	60	48 1/4	180	BCD6iX2060	4855	5608	26.9	465
20	54	48 1/4	162	BCD6iX2054	4540	5259	25.1	433
20	48	48 1/4	144	BCD6iX2048	4421	5101	23.9	402
20	42	48 1/4	126	BCD6iX2042	4203	4843	22.7	370
20	36	48 1/4	108	BCD6iX2036	3974	4575	21.5	338

S SPECIFY

Series Code Surface Edge Base Metal Caps Doors
 T - - - / - - - -

S Code: Consult the above product code list.

Surface: Take Off finishes, see p.108, section 1.

Edge: Take Off finishes, see p.108, section 2.

Base: Take Off finishes, see p.109, section 4.

Metal (structure): Specify the finish: Black (3067), Charcoal (3064), Silver (3090) or Polar White (3002).

Finishing caps: Specify the model of finishing caps and the position of the cabling pole: without cabling pole (NP), on the end (EP), on both ends (EEP), in the center (CP), two in the center (CCP), or one on the end, and one in the center (ECP).

Specify the finish of the caps: Black (3067), Charcoal (3064), Silver (3090) or Polar White (3002).

Doors: Specify the finish: Black (3067), Charcoal (3064), Silver (3090) or Polar White (3002).

Shared benching tables with door - 2-sided-combined material end panels (cont'd)

Table with 8 rectangular surfaces (29" H.) and laminate modesty panel(s) (18" H.).

There is an 8 1/2" opening between the surfaces with a metal door facing each surface, finish must be specified.

A central finishing cap can be ordered separately to reduce the space between the surfaces, [see p.F15 to F17](#).

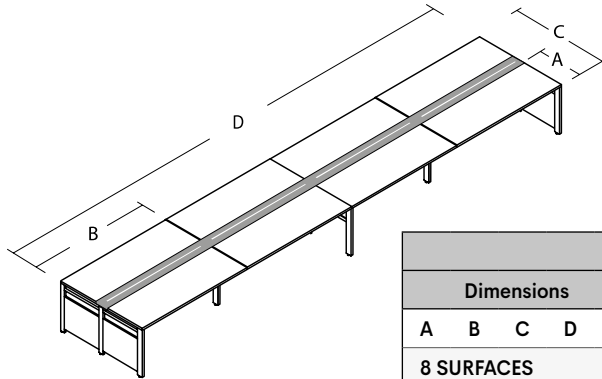
Finishing caps are installed on each extremity and in the center of the opening. Model and color must be specified.

Combined material, metal-laminate end panels and 2 recessed open metal mid panels.

Privacy screens can be installed between doors, [see section F](#).

Cablings tray (for 1- or 4-circuit electrical systems) can be installed underneath the surfaces, [see section G](#).

For appropriate pedestal selection, [see p.93](#).



					S Sierra 1"			
Dimensions					Price		Spec.	
A	B	C	D	Code	T.F.L.	H.P.L.	Cu.Ft.	lb
8 SURFACES								
26	72	60 1/4	288	BCD8iX2672	7613	8801	44.6	814
26	66	60 1/4	264	BCD8iX2666	7332	8484	43.0	766
26	60	60 1/4	240	BCD8iX2660	7032	8115	40.6	716
26	54	60 1/4	216	BCD8iX2654	6592	7631	38.2	667
26	48	60 1/4	192	BCD8iX2648	6337	7323	36.6	618
26	42	60 1/4	168	BCD8iX2642	6047	6988	34.2	569
26	36	60 1/4	144	BCD8iX2636	5752	6623	31.8	520
20	72	48 1/4	288	BCD8iX2072	7156	8247	38.3	709
20	66	48 1/4	264	BCD8iX2066	6962	7912	36.7	667
20	60	48 1/4	240	BCD8iX2060	6584	7587	35.1	625
20	54	48 1/4	216	BCD8iX2054	6161	7120	32.7	582
20	48	48 1/4	192	BCD8iX2048	6003	6909	31.1	540
20	42	48 1/4	168	BCD8iX2042	5712	6566	29.5	497
20	36	48 1/4	144	BCD8iX2036	5409	6210	27.9	455

S SPECIFY

T - - - / - - - - -

S Code: Consult the above product code list.

Surface: Take Off finishes, [see p.108, section 1](#).

Edge: Take Off finishes, [see p.108, section 2](#).

Base: Take Off finishes, [see p.109, section 4](#).

Metal (structure): Specify the finish: Black (3067), Charcoal (3064), Silver (3090) or Polar White (3002).

Finishing caps: Specify the model of finishing caps and the position of the cabling pole: without cabling pole (NP), on the end (EP), on both ends (EEP), in the center (CP), two in the center (CCP), or one on the end, and one in the center (ECP).

Specify the finish of the caps: Black (3067), Charcoal (3064), Silver (3090) or Polar White (3002).

Doors: Specify the finish: Black (3067), Charcoal (3064), Silver (3090) or Polar White (3002).

Shared benching table with door - 1-sided- perforated metal end panels

Table with 1 rectangular surface (29" H.) and laminate modesty panel (18" H.).

There is a 4 3/4" opening on the surface opposite the user with a metal door, leaving a small opening. Finish must be specified.

A center cap is available to cover the opening, [see p.F15 to F17](#).

Finishing caps are installed on each end. Color must be specified.

A finishing back allows for the installation of a privacy screen and electrical system. Color must be specified.

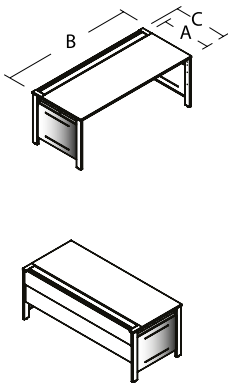
Perforated metal end panels.

Privacy screens can be installed on modesty panels, [see section F](#).

Cabling tray and electrical system (for 1- or 4-circuit electrical systems) can be installed on the modesty panel, [see section G](#).

Full modesty panel option, [see p.85](#).

For appropriate pedestal selection, [see p.93](#).



				S Sierra 1"			
Dimensions				Price		Spec.	
A	B	C	Code	T.F.L.	H.P.L.	Cu.Ft.	lb
1 SURFACE							
26	72	31½	BCD1iM2672	1503	1737	12.2	153
26	66	31½	BCD1iM2666	1466	1680	11.6	143
26	60	31½	BCD1iM2660	1425	1619	11.0	134
26	54	31½	BCD1iM2654	1395	1571	10.4	124
26	48	31½	BCD1iM2648	1310	1466	9.8	114
26	42	31½	BCD1iM2642	1280	1417	9.1	104
26	36	31½	BCD1iM2636	1230	1346	8.5	95
20	72	25½	BCD1iM2072	1458	1643	10.9	138
20	66	25½	BCD1iM2066	1422	1593	10.3	129
20	60	25½	BCD1iM2060	1384	1539	9.8	120
20	54	25½	BCD1iM2054	1356	1496	9.2	111
20	48	25½	BCD1iM2048	1273	1397	8.6	102
20	42	25½	BCD1iM2042	1245	1354	8.0	94
20	36	25½	BCD1iM2036	1197	1290	7.5	85

S SPECIFY

O OPTION

T - - - / - - - NP - - -

S Code: Consult the above product code list.

Surface: Take Off finishes, [see p.108, section 1](#).

Edge: Take Off finishes, [see p.108, section 2](#).

Base: Take Off finishes, [see p.109, section 4](#).

Metal (structure): Specify the finish: Black (3067), Charcoal (3064), Silver (3090) or Polar White (3002).

Finishing caps: Specify the finish of the caps: Black (3067), Charcoal (3064), Silver (3090) or Polar White (3002).

Door: Specify the finish: Black (3067), Charcoal (3064), Silver (3090) or Polar White (3002).

Metal back: Specify the finish for the metal back: Black (3067), Charcoal (3064), Silver (3090) or Polar White (3002).

O Modesty: Option for full modesty panel (FM), add \$39, [see p.85](#).

Shared benching tables with door - 2-sided- perforated metal end panels

Table with 2 rectangular surfaces (29" H.) and laminate modesty panel(s) (18" H.).

There is an 8 1/2" opening between the surfaces with a metal door facing each surface, finish must be specified.

A central finishing cap can be ordered separately to reduce the space between the surfaces, [see p.F15 to F17](#).

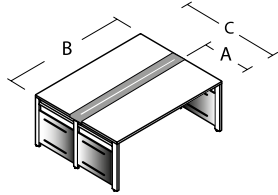
Finishing caps are installed on each end of the surfaces. Model and color must be specified.

Perforated metal end panels.

Privacy screens can be installed between doors, [see section F](#).

Cablings tray (for 1- or 4-circuit electrical systems) can be installed underneath the surfaces, [see section G](#).

For appropriate pedestal selection, [see p.93](#).



				S Sierra 1"			
Dimensions			Price		Spec.		
A	B	C	Code	T.F.L.	H.P.L.	Cu.Ft.	lb
2 SURFACES							
26	72	60 1/4	BCD2iM2672	2264	2561	13.3	247
26	66	60 1/4	BCD2iM2666	2193	2482	12.9	234
26	60	60 1/4	BCD2iM2660	2119	2389	12.3	222
26	54	60 1/4	BCD2iM2654	2009	2268	11.7	210
26	48	60 1/4	BCD2iM2648	1945	2191	11.3	198
26	42	60 1/4	BCD2iM2642	1872	2108	10.7	185
26	36	60 1/4	BCD2iM2636	1799	2016	10.1	173
20	72	48 1/4	BCD2iM2072	2083	2356	11.1	208
20	66	48 1/4	BCD2iM2066	2035	2273	10.7	197
20	60	48 1/4	BCD2iM2060	1940	2191	10.3	186
20	54	48 1/4	BCD2iM2054	1835	2075	9.7	176
20	48	48 1/4	BCD2iM2048	1795	2022	9.3	165
20	42	48 1/4	BCD2iM2042	1723	1936	8.9	155
20	36	48 1/4	BCD2iM2036	1647	1847	8.5	144

S SPECIFY

T - - - / - - - -

S Code: Consult the above product code list.

Surface: Take Off finishes, [see p.108, section 1](#).

Edge: Take Off finishes, [see p.108, section 2](#).

Base: Take Off finishes, [see p.109, section 4](#).

Metal (structure): Specify the finish: Black (3067), Charcoal (3064), Silver (3090) or Polar White (3002).

Finishing caps: Specify the model of finishing caps and the position of the cabling pole: without cabling pole (NP), on the end (EP) or on both ends (EEP).

Specify the finish of the caps: Black (3067), Charcoal (3064), Silver (3090) or Polar White (3002).

Doors: Specify the finish: Black (3067), Charcoal (3064), Silver (3090) or Polar White (3002).

Shared benching tables with door - 2-sided- perforated metal end panels (cont'd)

Table with 4 rectangular surfaces (29" H.) and laminate modesty panel(s) (18" H.).

There is an 8 1/2" opening between the surfaces with a metal door facing each surface, finish must be specified.

A central finishing cap can be ordered separately to reduce the space between the surfaces, see p.F15 to F17.

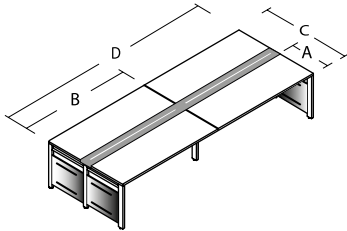
Finishing caps are installed on each extremity and in the center of the opening. Model and color must be specified.

Full perforated metal end panels and recessed open metal mid panels.

Privacy screens can be installed between doors, see section F.

Cablings tray (for 1- or 4-circuit electrical systems) can be installed underneath the surfaces, see section G.

For appropriate pedestal selection, see p.93.



					S Sierra 1"			
Dimensions					Price		Spec.	
A	B	C	D	Code	T.F.L.	H.P.L.	Cu.Ft.	lb
4 SURFACES								
26	72	60 1/4	144	BCD4iM2672	4010	4604	23.6	429
26	66	60 1/4	132	BCD4iM2666	3869	4445	22.8	405
26	60	60 1/4	120	BCD4iM2660	3719	4260	21.6	380
26	54	60 1/4	108	BCD4iM2654	3499	4018	20.4	356
26	48	60 1/4	96	BCD4iM2648	3372	3864	19.6	331
26	42	60 1/4	84	BCD4iM2642	3226	3697	18.4	306
26	36	60 1/4	72	BCD4iM2636	3079	3515	17.2	282
20	72	48 1/4	144	BCD4iM2072	3748	4293	20.2	368
20	66	48 1/4	132	BCD4iM2066	3651	4126	19.4	347
20	60	48 1/4	120	BCD4iM2060	3462	3963	18.6	326
20	54	48 1/4	108	BCD4iM2054	3251	3730	17.4	305
20	48	48 1/4	96	BCD4iM2048	3171	3625	16.6	283
20	42	48 1/4	84	BCD4iM2042	3026	3453	15.8	262
20	36	48 1/4	72	BCD4iM2036	2874	3275	15.0	241

S SPECIFY

T - - - / - - - - -

S Code: Consult the above product code list.

Surface: Take Off finishes, see p.108, section 1.

Edge: Take Off finishes, see p.108, section 2.

Base: Take Off finishes, see p.109, section 4.

Metal (structure): Specify the finish: Black (3067), Charcoal (3064), Silver (3090) or Polar White (3002).

Finishing caps: Specify the model of finishing caps and the position of the cabling pole: without cabling pole (NP), on the end (EP), or on both ends (EEP), in the center (CP), or one on the end, and one in the center (ECP).

Specify the finish of the caps: Black (3067), Charcoal (3064), Silver (3090) or Polar White (3002).

Doors: Specify the finish: Black (3067), Charcoal (3064), Silver (3090) or Polar White (3002).

Shared benching tables with door - 2-sided-perforated metal end panels (cont'd)

Table with 6 rectangular surfaces (29" H.) and laminate modesty panel(s) (18" H.).

There is an 8 1/2" opening between the surfaces with a metal door facing each surface, finish must be specified.

A central finishing cap can be ordered separately to reduce the space between the surfaces, [see p.F15 to F17](#).

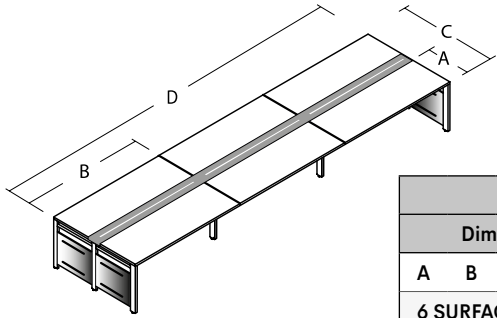
Finishing caps are installed on each extremity and in the center of the opening. Model and color must be specified.

Full perforated metal end panels and 2 recessed open metal mid panels.

Privacy screens can be installed between doors, [see section F](#).

Cablings tray (for 1- or 4-circuit electrical systems) can be installed underneath the surfaces, [see section G](#).

For appropriate pedestal selection, [see p.93](#).



					S Sierra 1"			
Dimensions					Price		Spec.	
A	B	C	D	Code	T.F.L.	H.P.L.	Cu.Ft.	lb
6 SURFACES								
26	72	60 1/4	216	BCD6iM2672	5629	6520	33.9	612
26	66	60 1/4	198	BCD6iM2666	5416	6281	32.7	575
26	60	60 1/4	180	BCD6iM2660	5192	6004	30.9	538
26	54	60 1/4	162	BCD6iM2654	4863	5642	29.1	501
26	48	60 1/4	144	BCD6iM2648	4672	5411	27.9	465
26	42	60 1/4	126	BCD6iM2642	4454	5160	26.1	428
26	36	60 1/4	108	BCD6iM2636	4232	4885	24.3	391
20	72	48 1/4	216	BCD6iM2072	5286	6104	29.3	529
20	66	48 1/4	198	BCD6iM2066	5139	5852	28.1	497
20	60	48 1/4	180	BCD6iM2060	4855	5608	26.9	465
20	54	48 1/4	162	BCD6iM2054	4540	5259	25.1	433
20	48	48 1/4	144	BCD6iM2048	4421	5101	23.9	402
20	42	48 1/4	126	BCD6iM2042	4203	4843	22.7	370
20	36	48 1/4	108	BCD6iM2036	3974	4575	21.5	338

S SPECIFY

T - - - / - - - -

S Code: Consult the above product code list.

Surface: Take Off finishes, [see p.108, section 1](#).

Edge: Take Off finishes, [see p.108, section 2](#).

Base: Take Off finishes, [see p.109, section 4](#).

Metal (structure): Specify the finish: Black (3067), Charcoal (3064), Silver (3090) or Polar White (3002).

Finishing caps: Specify the model of finishing caps and the position of the cabling pole: without cabling pole (NP), on the end (EP), on both ends (EEP), in the center (CP), two in the center (CCP), or one on the end, and one in the center (ECP).

Specify the finish of the caps: Black (3067), Charcoal (3064), Silver (3090) or Polar White (3002).

Doors: Specify the finish: Black (3067), Charcoal (3064), Silver (3090) or Polar White (3002).

Shared benching tables with door - 2-sided-perforated metal end panels (cont'd)

Table with 8 rectangular surfaces (29" H.) and laminate modesty panel(s) (18" H.).

There is an 8 1/2" opening between the surfaces with a metal door facing each surface, finish must be specified.

A central finishing cap can be ordered separately to reduce the space between the surfaces, see p.F15 to F17.

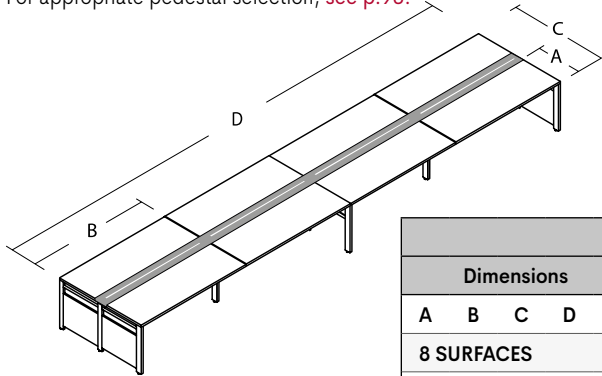
Finishing caps are installed on each extremity and in the center of the opening. Model and color must be specified.

Full perforated metal end panels, full open halfway panels and 2 recessed open metal mid panels.

Privacy screens can be installed between doors, see section F.

Cabling tray (for 1- or 4-circuit electrical systems) can be installed underneath the surfaces, see section G.

For appropriate pedestal selection, see p.93.



					S Sierra 1"			
Dimensions				Price		Spec.		
A	B	C	D	Code	T.F.L.	H.P.L.	Cu.Ft.	lb
8 SURFACES								
26	72	60 1/4	288	BCD8iM2672	7613	8801	44.6	814
26	66	60 1/4	264	BCD8iM2666	7332	8484	43.0	766
26	60	60 1/4	240	BCD8iM2660	7032	8115	40.6	716
26	54	60 1/4	216	BCD8iM2654	6592	7631	38.2	667
26	48	60 1/4	192	BCD8iM2648	6337	7323	36.6	618
26	42	60 1/4	168	BCD8iM2642	6047	6988	34.2	569
26	36	60 1/4	144	BCD8iM2636	5752	6623	31.8	520
20	72	48 1/4	288	BCD8iM2072	7156	8247	38.3	709
20	66	48 1/4	264	BCD8iM2066	6962	7912	36.7	667
20	60	48 1/4	240	BCD8iM2060	6584	7587	35.1	625
20	54	48 1/4	216	BCD8iM2054	6161	7120	32.7	582
20	48	48 1/4	192	BCD8iM2048	6003	6909	31.1	540
20	42	48 1/4	168	BCD8iM2042	5712	6566	29.5	497
20	36	48 1/4	144	BCD8iM2036	5409	6210	27.9	455

S SPECIFY

T - - - / - - - -

S Code: Consult the above product code list.

Surface: Take Off finishes, see p.108, section 1.

Edge: Take Off finishes, see p.108, section 2.

Base: Take Off finishes, see p.109, section 4.

Metal (structure): Specify the finish: Black (3067), Charcoal (3064), Silver (3090) or Polar White (3002).

Finishing caps: Specify the model of finishing caps and the position of the cabling pole: without cabling pole (NP), on the end (EP), on both ends (EEP), in the center (CP), two in the center (CCP), or one on the end, and one in the center (ECP).

Specify the finish of the caps: Black (3067), Charcoal (3064), Silver (3090) or Polar White (3002).

Doors: Specify the finish: Black (3067), Charcoal (3064), Silver (3090) or Polar White (3002).

Shared benching table with door - 1-sided- open metal end panel

Table with 1 rectangular surface (29" H.) and laminate modesty panel (18" H.).

There is a 4 3/4" opening on the surface opposite the user with a metal door, leaving a small opening. Finish must be specified.

A center cap is available to cover the opening, [see p.F15 to F17](#).

Finishing caps are installed on each end. Color must be specified.

A finishing back allows for the installation of a privacy screen and electrical system. Color must be specified.

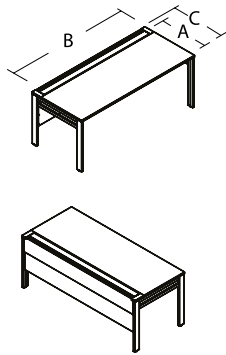
Open metal end panels.

Privacy screens can be installed on modesty panels, [see section F](#).

Cablings tray and electrical system (for 1- or 4-circuit electrical systems) can be installed on the modesty panel, [see section G](#).

Full modesty panel option, [see p.85](#).

For appropriate pedestal selection, [see p.93](#).



				S Sierra 1"			
Dimensions			Price		Spec.		
A	B	C	Code	T.F.L.	H.P.L.	Cu.Ft.	lb
1 SURFACE							
26	72	31½	BCD1iO2672	1412	1647	12.2	141
26	66	31½	BCD1iO2666	1376	1590	11.6	132
26	60	31½	BCD1iO2660	1334	1529	11.0	122
26	54	31½	BCD1iO2654	1305	1481	10.4	112
26	48	31½	BCD1iO2648	1220	1376	9.8	102
26	42	31½	BCD1iO2642	1190	1327	9.1	93
26	36	31½	BCD1iO2636	1140	1257	8.5	83
20	72	25½	BCD1iO2072	1376	1562	10.9	128
20	66	25½	BCD1iO2066	1341	1511	10.3	120
20	60	25½	BCD1iO2060	1302	1458	9.8	111
20	54	25½	BCD1iO2054	1275	1415	9.2	102
20	48	25½	BCD1iO2048	1192	1317	8.6	93
20	42	25½	BCD1iO2042	1164	1273	8.0	84
20	36	25½	BCD1iO2036	1115	1209	7.5	76

S SPECIFY

O OPTION

T - - - / - - - NP - - -

S Code: Consult the above product code list.

Surface: Take Off finishes, [see p.108, section 1](#).

Edge: Take Off finishes, [see p.108, section 2](#).

Base: Take Off finishes, [see p.109, section 4](#).

Metal (structure): Specify the finish: Black (3067), Charcoal (3064), Silver (3090) or Polar White (3002).

Finishing caps: Specify the finish of the caps: Black (3067), Charcoal (3064), Silver (3090) or Polar White (3002).

Door: Specify the finish: Black (3067), Charcoal (3064), Silver (3090) or Polar White (3002).

Metal back: Specify the finish for the metal back: Black (3067), Charcoal (3064), Silver (3090) or Polar White (3002).

O Modesty: Option for full modesty panel (FM), add \$39, [see p.85](#).

Shared benching tables with door - 2-sided- open metal end panel

Table with 2 rectangular surfaces (29" H.) and laminate modesty panels (18" H.).

There is an 8 1/2" opening between the surfaces with a metal door facing each surface, finish must be specified.

A central finishing cap can be ordered separately to reduce the space between the surfaces, [see p.F15 to F17](#).

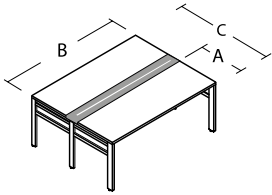
Finishing caps are installed on each end of the surfaces. Model and color must be specified.

Open metal end panels.

Privacy screens can be installed between doors, [see section F](#).

Cablings tray (for 1- or 4-circuit electrical systems) can be installed underneath the surfaces, [see section G](#).

For appropriate pedestal selection, [see p.93](#).



				S Sierra 1"			
Dimensions			Price		Spec.		
A	B	C	Code	T.F.L.	H.P.L.	Cu.Ft.	lb
2 SURFACES							
26	72	60 1/4	BCD2iO2672	1978	2275	13.3	222
26	66	60 1/4	BCD2iO2666	1907	2196	12.9	209
26	60	60 1/4	BCD2iO2660	1833	2103	12.3	197
26	54	60 1/4	BCD2iO2654	1723	1982	11.7	185
26	48	60 1/4	BCD2iO2648	1659	1905	11.3	173
26	42	60 1/4	BCD2iO2642	1586	1822	10.7	160
26	36	60 1/4	BCD2iO2636	1513	1730	10.1	148
20	72	48 1/4	BCD2iO2072	1852	2125	11.1	183
20	66	48 1/4	BCD2iO2066	1804	2042	10.7	172
20	60	48 1/4	BCD2iO2060	1709	1960	10.3	161
20	54	48 1/4	BCD2iO2054	1604	1844	9.7	151
20	48	48 1/4	BCD2iO2048	1564	1791	9.3	140
20	42	48 1/4	BCD2iO2042	1492	1705	8.9	130
20	36	48 1/4	BCD2iO2036	1416	1616	8.5	119

S SPECIFY

Series Code Surface Edge Base Metal Caps Doors
 T - - - / - - - -

S Code: Consult the above product code list.

Surface: Take Off finishes, [see p.108, section 1](#).

Edge: Take Off finishes, [see p.108, section 2](#).

Base: Take Off finishes, [see p.109, section 4](#).

Metal (structure): Specify the finish: Black (3067), Charcoal (3064), Silver (3090) or Polar White (3002).

Finishing caps: Specify the model of finishing caps and the position of the cabling pole: without cabling pole (NP), on the end (EP) or on both ends (EEP).

Specify the finish of the caps: Black (3067), Charcoal (3064), Silver (3090) or Polar White (3002).

Doors: Specify the finish: Black (3067), Charcoal (3064), Silver (3090) or Polar White (3002).

Shared benching tables with door - 2-sided- open metal end panel (cont'd)

Table with 4 rectangular surfaces (29" H.) and laminate modesty panel(s) (18" H.).

There is an 8 1/2" opening between the surfaces with a metal door facing each surface, finish must be specified.

A central finishing cap can be ordered separately to reduce the space between the surfaces, [see p.F15 to F17](#).

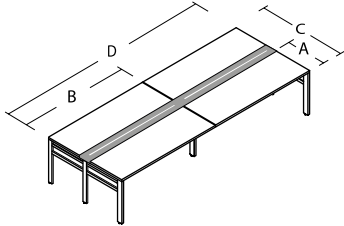
Finishing caps are installed on each extremity and in the center of the opening. Model and color must be specified.

Full open metal full end panels and recessed open metal mid panels.

Privacy screens can be installed between doors, [see section F](#).

Cablings tray (for 1- or 4-circuit electrical systems) can be installed underneath the surfaces, [see section G](#).

For appropriate pedestal selection, [see p.93](#).



					S Sierra 1"			
Dimensions					Price		Spec.	
A	B	C	D	Code	T.F.L.	H.P.L.	Cu.Ft.	lb
4 SURFACES								
26	72	60 1/4	144	BCD4iO2672	3724	4318	23.6	404
26	66	60 1/4	132	BCD4iO2666	3583	4159	22.8	380
26	60	60 1/4	120	BCD4iO2660	3433	3974	21.6	355
26	54	60 1/4	108	BCD4iO2654	3213	3732	20.4	331
26	48	60 1/4	96	BCD4iO2648	3086	3578	19.6	306
26	42	60 1/4	84	BCD4iO2642	2940	3411	18.4	281
26	36	60 1/4	72	BCD4iO2636	2793	3229	17.2	257
20	72	48 1/4	144	BCD4iO2072	3517	4062	20.2	343
20	66	48 1/4	132	BCD4iO2066	3420	3895	19.4	322
20	60	48 1/4	120	BCD4iO2060	3231	3732	18.6	301
20	54	48 1/4	108	BCD4iO2054	3020	3499	17.4	279
20	48	48 1/4	96	BCD4iO2048	2940	3394	16.6	258
20	42	48 1/4	84	BCD4iO2042	2795	3222	15.8	237
20	36	48 1/4	72	BCD4iO2036	2643	3044	15.0	216

S SPECIFY

T - - - / - - - -

S Code: Consult the above product code list.

Surface: Take Off finishes, [see p.108, section 1](#).

Edge: Take Off finishes, [see p.108, section 2](#).

Base: Take Off finishes, [see p.109, section 4](#).

Metal (structure): Specify the finish: Black (3067), Charcoal (3064), Silver (3090) or Polar White (3002).

Finishing caps: Specify the model of finishing caps and the position of the cabling pole: without cabling pole (NP), on the end (EP), or on both ends (EEP), in the center (CP), or one on the end, and one in the center (ECP).

Specify the finish of the caps: Black (3067), Charcoal (3064), Silver (3090) or Polar White (3002).

Doors: Specify the finish: Black (3067), Charcoal (3064), Silver (3090) or Polar White (3002).

Shared benching tables with door - 2-sided- open metal end panel (cont'd)

Table with 6 rectangular surfaces (29" H.) and laminate modesty panel(s) (18" H.).

There is an 8 1/2" opening between the surfaces with a metal door facing each surface, finish must be specified.

A central finishing cap can be ordered separately to reduce the space between the surfaces, see p.F15 to F17.

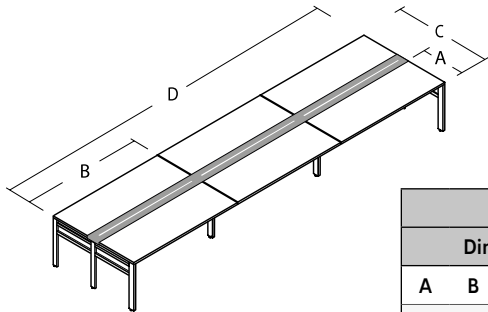
Finishing caps are installed on each extremity and in the center of the opening. Model and color must be specified.

Full open metal end panels and 2 recessed open metal mid panels.

Privacy screens can be installed between doors, see section F.

Cablings tray (for 1- or 4-circuit electrical systems) can be installed underneath the surfaces, see section G.

For appropriate pedestal selection, see p.93.



					S Sierra 1"				
Dimensions				Code		Price		Spec.	
A	B	C	D			T.F.L.	H.P.L.	Cu.Ft.	lb
6 SURFACES									
26	72	60 1/4	216	BCD6iO2672		5343	6234	33.9	587
26	66	60 1/4	198	BCD6iO2666		5130	5995	32.7	550
26	60	60 1/4	180	BCD6iO2660		4906	5718	30.9	513
26	54	60 1/4	162	BCD6iO2654		4577	5356	29.1	476
26	48	60 1/4	144	BCD6iO2648		4386	5125	27.9	440
26	42	60 1/4	126	BCD6iO2642		4168	4874	26.1	403
26	36	60 1/4	108	BCD6iO2636		3946	4599	24.3	366
20	72	48 1/4	216	BCD6iO2072		5055	5873	29.3	504
20	66	48 1/4	198	BCD6iO2066		4908	5621	28.1	472
20	60	48 1/4	180	BCD6iO2060		4624	5377	26.9	440
20	54	48 1/4	162	BCD6iO2054		4309	5028	25.1	408
20	48	48 1/4	144	BCD6iO2048		4190	4870	23.9	377
20	42	48 1/4	126	BCD6iO2042		3972	4612	22.7	345
20	36	48 1/4	108	BCD6iO2036		3743	4344	21.5	313

S SPECIFY

T - - - / - - - -

S Code: Consult the above product code list.

Surface: Take Off finishes, see p.108, section 1.

Edge: Take Off finishes, see p.108, section 2.

Base: Take Off finishes, see p.109, section 4.

Metal (structure): Specify the finish: Black (3067), Charcoal (3064), Silver (3090) or Polar White (3002).

Finishing caps: Specify the model of finishing caps and the position of the cabling pole: without cabling pole (NP), on the end (EP), on both ends (EEP), in the center (CP), two in the center (CCP), or one on the end, and one in the center (ECP).

Specify the finish of the caps: Black (3067), Charcoal (3064), Silver (3090) or Polar White (3002).

Doors: Specify the finish: Black (3067), Charcoal (3064), Silver (3090) or Polar White (3002).

Shared benching tables with door - 2-sided- open metal end panel (cont'd)

Table with 8 rectangular surfaces (29" H.) and laminate modesty panel(s) (18" H.).

There is an 8 1/2" opening between the surfaces with a metal door facing each surface, finish must be specified.

A central finishing cap can be ordered separately to reduce the space between the surfaces, see p.F15 to F17.

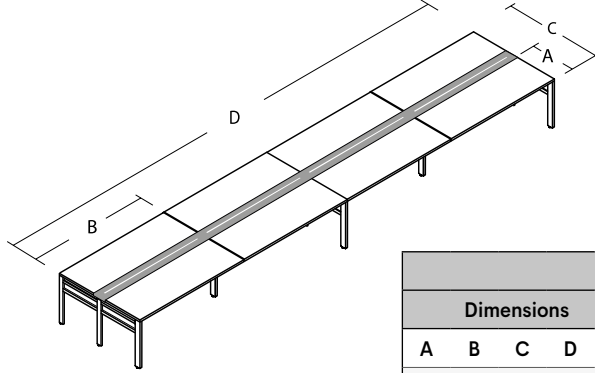
Finishing caps are installed on each extremity and in the center of the opening. Model and color must be specified.

Full open metal end panels, full open metal halfway panels and 2 recessed open metal mid panels.

Privacy screens can be installed between doors, see section F.

Cablings tray (for 1- or 4-circuit electrical systems) can be installed underneath the surfaces, see section G.

For appropriate pedestal selection, see p.93.



					S Sierra 1"			
Dimensions					Price		Spec.	
A	B	C	D	Code	T.F.L.	H.P.L.	Cu.Ft.	lb
8 SURFACES								
26	72	60 1/4	288	BCD8iO2672	7327	8515	44.6	777
26	66	60 1/4	264	BCD8iO2666	7046	8198	43.0	728
26	60	60 1/4	240	BCD8iO2660	6746	7829	40.6	679
26	54	60 1/4	216	BCD8iO2654	6306	7345	38.2	630
26	48	60 1/4	192	BCD8iO2648	6051	7037	36.6	581
26	42	60 1/4	168	BCD8iO2642	5761	6702	34.2	531
26	36	60 1/4	144	BCD8iO2636	5466	6337	31.8	482
20	72	48 1/4	288	BCD8iO2072	6925	8016	38.3	672
20	66	48 1/4	264	BCD8iO2066	6731	7681	36.7	630
20	60	48 1/4	240	BCD8iO2060	6353	7356	35.1	587
20	54	48 1/4	216	BCD8iO2054	5930	6889	32.7	545
20	48	48 1/4	192	BCD8iO2048	5772	6678	31.1	502
20	42	48 1/4	168	BCD8iO2042	5481	6335	29.5	460
20	36	48 1/4	144	BCD8iO2036	5178	5979	27.9	418

S SPECIFY

T - - - / - - - - -

S Code: Consult the above product code list.

Surface: Take Off finishes, see p.108, section 1.

Edge: Take Off finishes, see p.108, section 2.

Base: Take Off finishes, see p.109, section 4.

Metal (structure): Specify the finish: Black (3067), Charcoal (3064), Silver (3090) or Polar White (3002).

Finishing caps: Specify the model of finishing caps and the position of the cabling pole: without cabling pole (NP), on the end (EP), on both ends (EEP), in the center (CP), two in the center (CCP), or one on the end, and one in the center (ECP).

Specify the finish of the caps: Black (3067), Charcoal (3064), Silver (3090) or Polar White (3002).

Doors: Specify the finish: Black (3067), Charcoal (3064), Silver (3090) or Polar White (3002).

120° closed shared benching tables - full end panels

Table with 3 - 120° surfaces (29" H.) and laminate modesty panels (18" H.).

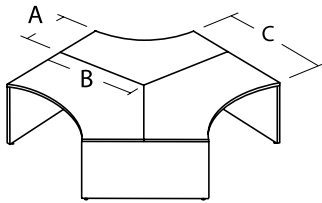
Full laminate end panels and 1 round central metal leg.

Privacy screens can be installed between surfaces or on sides, [see section F](#).

Cabling tray (for 1- or 4-circuit electrical system) can be installed underneath the surfaces, [see section électricité](#).

Grommet or multi-outlet option, position will be identical on each table, [see p.83](#).

For appropriate pedestal selection, [see p.93](#).



				S Sierra 1"			
Dimensions				Price		Spec.	
A	B	C	Code	T.F.L.	H.P.L.	Cu.Ft.	lb
30	48	60¼	BC3CV3048	3897	5112	30.3	381
30	42	60¼	BC3CV3042	3827	5030	26.9	352
30	36	60¼	BC3CV3036	3761	4947	23.4	323
24	48	48¼	BC3CV2448	3847	5041	27.3	331
24	42	48¼	BC3CV2442	3776	4958	24.2	304
24	36	48¼	BC3CV2436	3708	4876	21.1	280

S SPECIFY

Series Code Surface Edge Base Metal Grommet M-Outlet
 T - - - / - - - -

O OPTIONS

S Code: Consult the above product code list.

Surface: Take Off finishes, [see p.108, section 1](#).

Edge: Take Off finishes, [see p.108, section 2](#).

Base: Take Off finishes, [see p.109, section 4](#).

Metal (structure): Specify the finish: Black (3067), Charcoal (3064), Silver (3090) or Polar White (3002).

Grommet: Option to add White grommet(s) (G1...) at left ...L, centered ...C and/or at right ...R, or Charcoal grommet(s) (G2...) at left ...L, centered ...C and/or at right ...R, add \$32 each, [see p.62 to 64](#).

O Multi-Outlet: Option for a 1-circuit multi-outlet at center (ECC) or a "standard" multi-outlet at center (UCC), add \$213 each, [see p.65](#).

120° closed shared benching tables - combined material end panels

Table with 3 - 120° surfaces (29" H.) and laminate modesty panels (18" H.).

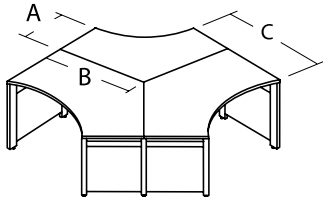
Mixed legs metal-laminate end panels and 1 central metal leg.

Privacy screens can be installed between surfaces or on sides, [see section F](#).

Cablings tray (for 1- or 4-circuit electrical system) can be installed underneath the surfaces, see electricity section.

Grommet or multi-outlet option, position will be identical on each table, [see p.83](#).

For appropriate pedestal selection, [see p.93](#).



				S Sierra 1"			
Dimensions				Price		Spec.	
A	B	C	Code	T.F.L.	H.P.L.	Cu.Ft.	lb
30	48	60¼	BC3CVX3048	4516	5730	30.3	381
30	42	60¼	BC3CVX3042	4445	5649	26.9	352
30	36	60¼	BC3CVX3036	4379	5565	23.4	323
24	48	48¼	BC3CVX2448	4415	5610	27.3	331
24	42	48¼	BC3CVX2442	4345	5526	24.2	304
24	36	48¼	BC3CVX2436	4277	5445	21.1	280

S SPECIFY

T - - - / - - - - -

O OPTIONS

S Code: Consult the above product code list.

Surface: Take Off finishes, [see p.108, section 1](#).

Edge: Take Off finishes, [see p.108, section 2](#).

Base: Take Off finishes, [see p.109, section 4](#).

Metal (structure): Specify the finish: Black (**3067**), Charcoal (**3064**), Silver (**3090**) or Polar White (**3002**).

Grommet: Option to add White grommet(s) (**G1...**) at left ...L, centered ...C and/or at right ...R, or Charcoal grommet(s) (**G2...**) at left ...L, centered ...C and/or at right ...R, add \$32 each, [see p.62 to 64](#).

O Multi-Outlet: Option for a 1-circuit multi-outlet at center (**ECC**) or a "standard" multi-outlet at center (**UCC**), add \$213 each, [see p.65](#).

120° closed shared benching tables - perforated metal end panels

Table with 3 - 120° surfaces (29" H.) and laminate modesty panels (18" H.).

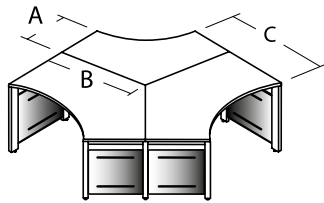
Full perforated metal end panels and 1 round central metal leg.

Privacy screens can be installed between surfaces or on sides, [see section F](#).

Cabling tray (for 1- or 4-circuit electrical system) can be installed underneath the surfaces, see electricity section.

Grommet or multi-outlet option, position will be identical on each table, [see p.83](#).

For appropriate pedestal selection, [see p.93](#).



				S Sierra 1"			
Dimensions				Price		Spec.	
A	B	C	Code	T.F.L.	H.P.L.	Cu.Ft.	lb
30	48	60¼	BC3CVM3048	4516	5730	30.3	381
30	42	60¼	BC3CVM3042	4445	5649	26.9	352
30	36	60¼	BC3CVM3036	4379	5565	23.4	323
24	48	48¼	BC3CVM2448	4415	5610	27.3	331
24	42	48¼	BC3CVM2442	4345	5526	24.2	304
24	36	48¼	BC3CVM2436	4277	5445	21.1	280

S SPECIFY

Series Code Surface Edge Base Metal Grommet M-Outlet
 T - - - / - - - -

O OPTIONS

S Code: Consult the above product code list.

Surface: Take Off finishes, [see p.108, section 1](#).

Edge: Take Off finishes, [see p.108, section 2](#).

Base: Take Off finishes, [see p.109, section 4](#).

Metal (structure): Specify the finish: Black (3067), Charcoal (3064), Silver (3090) or Polar White (3002).

Grommet: Option to add White grommet(s) (G1...) at left ...L, centered ...C and/or at right ...R, or Charcoal grommet(s) (G2...) at left ...L, centered ...C and/or at right ...R, add \$32 each, [see p.62 to 64](#).

O Multi-Outlet: Option for a 1-circuit multi-outlet at center (ECC) or a "standard" multi-outlet at center (UCC), add \$213 each, [see p.65](#).

120° closed shared benching tables - open metal end panels

Table with 3 - 120° surfaces (29" H.) and laminate modesty panels (18" H.).

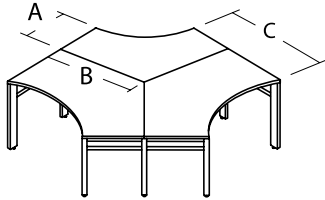
Full open metal end panels and 1 round central metal leg.

Privacy screens can be installed between surfaces or on sides, [see section F](#).

Cablings tray (for 1- or 4-circuit electrical system) can be installed underneath the surfaces, see electricity section.

Grommet or multi-outlet option, position will be identical on each table, [see p.83](#).

For appropriate pedestal selection, [see p.93](#).



				S Sierra 1"			
Dimensions				Price		Spec.	
A	B	C	Code	T.F.L.	H.P.L.	Cu.Ft.	lb
30	48	60¼	BC3CVO3048	4087	5301	30.3	344
30	42	60¼	BC3CVO3042	4016	5220	26.9	315
30	36	60¼	BC3CVO3036	3950	5136	23.4	285
24	48	48¼	BC3CVO2448	4069	5264	27.3	331
24	42	48¼	BC3CVO2442	3999	5180	24.2	304
24	36	48¼	BC3CVO2436	3930	5099	21.1	280

S SPECIFY

O OPTIONS

T - - - / - - - - -

S Code: Consult the above product code list.

Surface: Take Off finishes, [see p.108, section 1](#).

Edge: Take Off finishes, [see p.108, section 2](#).

Base: Take Off finishes, [see p.109, section 4](#).

Metal (structure): Specify the finish: Black (**3067**), Charcoal (**3064**), Silver (**3090**) or Polar White (**3002**).

Grommet: Option to add White grommet(s) (**G1...**) at left ...L, centered ...C and/or at right ...R, or Charcoal grommet(s) (**G2...**) at left ...L, centered ...C and/or at right ...R, add \$32 each, [see p.62 to 64](#).

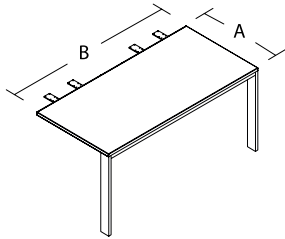
O Multi-Outlet: Option for a 1-circuit multi-outlet at center (**ECC**) or a "standard" multi-outlet at center (**UCC**), add \$213 each, [see p.65](#).

Collaborative surface extension

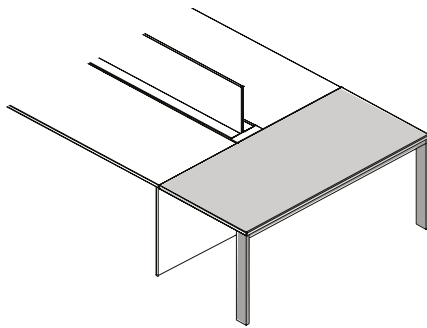
Collaborative extension surface.

Installs on the extremity of the closed shared benching tables (BC), open (BCO) or with doors (BCD).

"U" shaped metal legs, finish must be specified



			S Sierra 1"			
Dimensions			Price		Spec.	
A	B	Code	T.F.L.	H.P.L.	Cu.Ft.	lb
30	60¼	ETMO3060	607	810	4.1	64
30	48¼	ETMO3048	567	726	3.3	53
24	60¼	ETMO2460	578	737	3.8	55
24	48¼	ETMO2448	545	672	3.1	45



Collaborative surface installed on a shared table with doors

S SPECIFY

Series Code Surface Edge Metal
 T - - - / -

S **Code:** Consult the above product code list.

Surface: Take Off finishes, see p.108, section 1.

Edge: Take Off finishes, see p.108, section 2.

Metal: Specify the leg finish: Black (3067), Charcoal (3064), Silver (3090) or Polar White (3002).

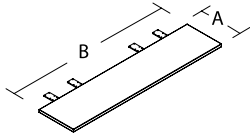
Surface extension

Surface extension.

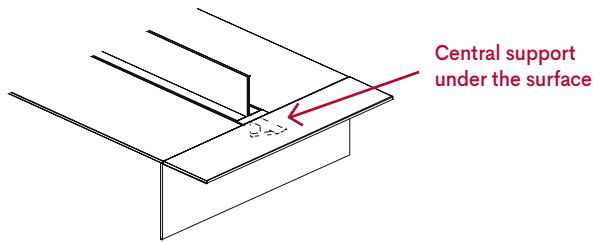
Installed on the end closed shared benching tables (BC), open (BCO) or with doors (BCD).

Installs with all types of legs.

Central support under the surface, metal finish must be specified.



			S Sierra 1"			
Dimensions			Price		Spec.	
A	B	Code	T.F.L.	H.P.L.	Cu.Ft.	lb
14	60¼	ETO1460	347	461	1.4	22
14	48¼	ETO1448	336	436	1.1	18



Surface installed on shared tables with doors

S SPECIFY

Series Code Surface Edge Metal
 T - - - / -

S Code: Consult the above product code list.

Surface: Take Off finishes, see p.108, section 1.

Edge: Take Off finishes, see p.108, section 2.

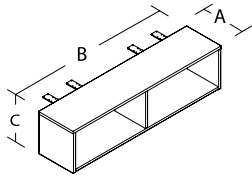
Metal: Specify the leg finish: Black (3067), Charcoal (3064), Silver (3090) or Polar White (3002).

Storage extension

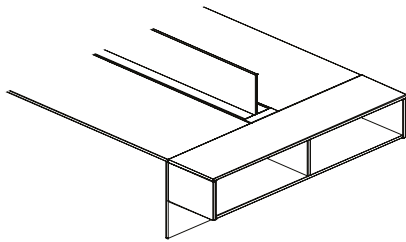
Open storage extension.

Installed on the end of the closed shared benching tables (BC), open (BCO) or with doors (BCD).

Installs with all types of legs.



				S Sierra 1"			
Dimensions				Price		Spec.	
A	B	C	Code	T.F.L.	H.P.L.	Cu.Ft.	lb
14	60¼	15	ESOO1460	792	920	10.5	80
14	48¼	15	ESOO1448	759	868	8.0	70



Storage installed on shared tables with doors

S SPECIFY

Series Code Surface Edge Base
 T - - - / -

S Code: Consult the above product code list.

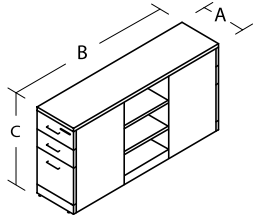
Surface: Take Off finishes, see p.108, section 1.

Edge: Take Off finishes, see p.108, section 2.

Base: Take Off finishes, see p.109, section 4.

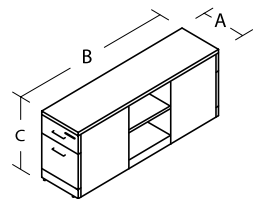
Shared end-of-run storage units

Shared end-of-run storage unit, 29" H.
 Pedestal with 2 - 6" drawers / 1 - file drawer at both ends and central opening with 2 adjustable shelves.
 Pencil tray included in the 6" top drawers.
 To be positioned next to 48" or 60" deep benching tables.
 Noki locks standard, key locks available as an option (no upcharge). Will lock all drawers.



				S Sierra 1"		T Tango 1 1/2"				
Dimensions				Price		Price		Spec.		
A	B	C	Code	T.F.L.	H.P.L.	T.F.L.	H.P.L.	Cu.Ft.	lb (S)	lb (T)
15 1/2	60 1/4	29	FBPUUF156029	1298	1408	1469	1577	19.5	176	186
15 1/2	48 1/4	29	FBPUUF154829	1216	1323	1384	1493	15.7	152	159

Shared end-of-run storage unit, 23" H.
 Pedestal with 1 - 6" drawers / 1 - file drawer at both ends and central opening with 1 adjustable shelf.
 Pencil tray included in the 6" drawers.
 To be positioned next to 48" or 60" deep benching tables.
 Noki locks standard, key locks available as an option (no upcharge). Will lock all drawers.



				S Sierra 1"		T Tango 1 1/2"				
Dimensions				Price		Price		Spec.		
A	B	C	Code	T.F.L.	H.P.L.	T.F.L.	H.P.L.	Cu.Ft.	lb (S)	lb (T)
15 1/2	60 1/4	23	FBPUF156023	1289	1397	1458	1566	15.7	147	157
15 1/2	48 1/4	23	FBPUF154823	1207	1315	1375	1484	12.7	125	132

S SPECIFY **O OPTION**

Series Code Surface Edge Base Fronts Pull Lock

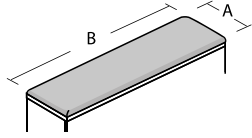
T - - - / - / - - -

S Series: S or T see specifications p.58.
Code: Consult the above product code list.
Surface: Take Off finishes, see p.108, section 1.
Edge: Take Off finishes, see p.108, section 2.
Base / Fronts: Take Off finishes, see p.109, section 4.
Pull: Pulls included, specify type, see p.107.

O Lock: Locks with keys (LS) or keyed-alike (LSK) options available with no upcharge, see p.62.
 Specify code **LSK01** to the components in the first workstation; **LSK02** to the components in the second workstation, and so on to identify the keyed-alike products.

Cushion for shared end-of-run storage units

Cushion for shared end-of-run storage unit.
Installs with Velcro® strips.



Dimensions			Code	Price					Spec.	
A	B	Thickness		Gr.1	COM Gr.2	Gr.3	Gr.4	Gr.5	Cu.Ft.	lb
15½	60¼	1½	CUS1560	497	542	586	630	703	1.6	14
15½	48¼	1½	CUS1548	407	444	480	517	579	1.3	11

S SPECIFY

Series Code Fabric
T - - -

S **Code:** Consult the above product code list.

Fabric: Specify fabric for the cushion, refer to current Artopex seating fabric card.

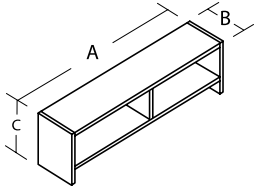
Open low hutches - 21" H.

Open low hutch.

Hutches 54" and longer have a central divider.

Installs on a work surface, credenza or storage unit.

When installed on a 29" H. unit, total height will be 50" H.



Dimensions			Code	Price	Spec.	
A	B	C		T.F.L.	Cu.Ft.	lb
72	15	21	HTCO7221	625	17.4	95
66	15	21	HTCO6621	582	16.0	89
60	15	21	HTCO6021	540	14.6	83
54	15	21	HTCO5421	498	13.2	77
48	15	21	HTCO4821	459	11.8	66
42	15	21	HTCO4221	428	10.4	60
36	15	21	HTCO3621	398	8.9	54
30	15	21	HTCO3021	370	7.5	48
24	15	21	HTCO2421	341	6.1	42

S SPECIFY

Series Code Base
 T - - -

S Code: Consult the above product code list.
 Base: Take Off finishes, see p.109, section 3.

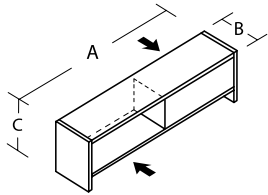
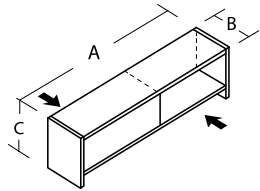
Open low hutches with shared access - 21" H.

Open low hutch with shared access (openings on both sides).

Installs on a work surface, credenza or storage unit.

When installed on a 29" H. unit, total height will be 50" H.

It is possible to install a tackboard on the side surface next to the opening, [see p.E71](#).



Dimensions			Code	Price	Spec.	
A	B	C		T.F.L.	Cu.Ft.	lb
OPENING ON THE RIGHT						
72	15	21	HTCRO7221	625	17.4	95
66	15	21	HTCRO6621	582	16.0	89
60	15	21	HTCRO6021	540	14.6	83
54	15	21	HTCRO5421	498	13.2	77
48	15	21	HTCRO4821	459	11.8	66
42	15	21	HTCRO4221	428	10.4	60
36	15	21	HTCRO3621	398	8.9	54
30	15	21	HTCRO3021	370	7.5	48
OPENING ON THE LEFT						
72	15	21	HTCOR7221	625	17.4	95
66	15	21	HTCOR6621	582	16.0	89
60	15	21	HTCOR6021	540	14.6	83
54	15	21	HTCOR5421	498	13.2	77
48	15	21	HTCOR4821	459	11.8	66
42	15	21	HTCOR4221	428	10.4	60
36	15	21	HTCOR3621	398	8.9	54
30	15	21	HTCOR3021	370	7.5	48

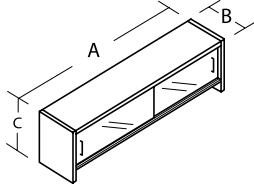
S SPECIFY

Series Code Base
 T - - -

S Code: Consult the above product code list.
 Base: Take Off finishes, [see p.109, section 3](#).

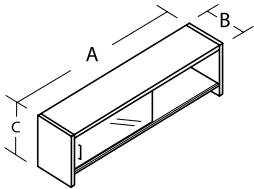
Low hutches with sliding doors - 21" H.

Low hutch with frosted acrylic sliding doors.
 Installs on a work surface, credenza or storage unit.
 When installed on a 29" H. unit, total height will be 50" H.

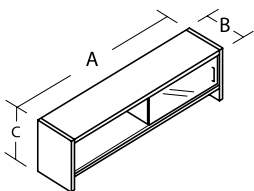


Dimensions			Code	Price	Spec.	
A	B	C		T.F.L.	Cu.Ft.	lb
72	15	21	HTCGi7221	919	17.4	107
66	15	21	HTCGi6621	876	16.0	100
60	15	21	HTCGi6021	834	14.6	93
54	15	21	HTCGi5421	792	13.2	86
48	15	21	HTCGi4821	605	11.8	74
42	15	21	HTCGi4221	574	10.4	67
36	15	21	HTCGi3621	545	8.9	60
30	15	21	HTCGi3021	516	7.5	53

Low hutch with frosted acrylic sliding door and open storage.
 Installs on a work surface, credenza or storage unit.
 When installed on a 29" H. unit, total height will be 50" H.



Dimensions			Code	Price	Spec.	
A	B	C		T.F.L.	Cu.Ft.	lb
SLIDING DOOR ON THE LEFT						
72	15	21	HTCGiO7221	771	17.4	101
66	15	21	HTCGiO6621	728	16.0	95
60	15	21	HTCGiO6021	686	14.6	88
54	15	21	HTCGiO5421	645	13.2	82
48	15	21	HTCGiO4821	531	11.8	70
42	15	21	HTCGiO4221	501	10.4	64
36	15	21	HTCGiO3621	471	8.9	57
30	15	21	HTCGiO3021	442	7.5	51



SLIDING DOOR ON THE RIGHT						
72	15	21	HTCOGi7221	771	17.4	101
66	15	21	HTCOGi6621	728	16.0	95
60	15	21	HTCOGi6021	686	14.6	88
54	15	21	HTCOGi5421	645	13.2	82
48	15	21	HTCOGi4821	531	11.8	70
42	15	21	HTCOGi4221	501	10.4	64
36	15	21	HTCOGi3621	471	8.9	57
30	15	21	HTCOGi3021	442	7.5	51

S SPECIFY

Series Code Base Pull

T - - - -

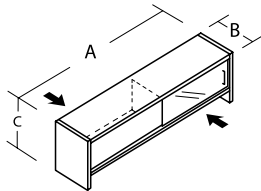
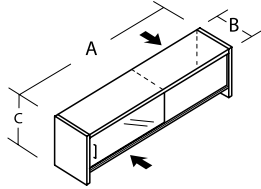
S Code: Consult the above product code list.
Base: Take Off finishes, see p.109, section 3.
Pull: Pulls included, specify type, see p.107.

Low hutches with sliding door and shared access - 21" H.

Low hutch with frosted acrylic sliding door and shared access.

Installs on a work surface, credenza or storage unit.

When installed on a 29" H. unit, total height will be 50" H.



Dimensions			Code	Price	Spec.	
A	B	C		T.F.L.	Cu.Ft.	lb
SLIDING DOOR ON THE LEFT						
72	15	21	HTCGiR7221	919	17.4	101
66	15	21	HTCGiR6621	876	16.0	95
60	15	21	HTCGiR6021	834	14.6	88
54	15	21	HTCGiR5421	792	13.2	82
48	15	21	HTCGiR4821	605	11.8	70
42	15	21	HTCGiR4221	574	10.4	64
36	15	21	HTCGiR3621	545	8.9	57
30	15	21	HTCGiR3021	516	7.5	51
SLIDING DOOR ON THE RIGHT						
72	15	21	HTCRGi7221	919	17.4	101
66	15	21	HTCRGi6621	876	16.0	95
60	15	21	HTCRGi6021	834	14.6	88
54	15	21	HTCRGi5421	792	13.2	82
48	15	21	HTCRGi4821	605	11.8	70
42	15	21	HTCRGi4221	574	10.4	64
36	15	21	HTCRGi3621	545	8.9	57
30	15	21	HTCRGi3021	516	7.5	51

S SPECIFY

Series Code Base Pull
 T - - - -

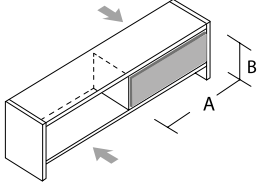
S Code: Consult the above product code list.

Base: Take Off finishes, see p.109, section 3.

Pull: Pulls included, specify type, see p.107.

Tackboards for low hutches with shared access - 21" H.

Fabric tackboard for low shared access hutches 21" H. (HTCRO & HTCOR).
Installs with Velcro® strips.



Dimensions			Code	Price					Spec.	
A	B			Gr.1	COM Gr.2	Gr.3	Gr.4	Gr.5	Cu.Ft.	lb
34	13½	For low hutch 72" long	BTL3414	146	165	185	193	200	0.7	6
31	13½	For low hutch 66" long	BTL3114	141	144	161	176	193	0.6	6
28	13½	For low hutch 60" long	BTL2814	134	136	151	160	171	0.5	5
25	13½	For low hutch 54" long	BTL2514	131	132	145	157	164	0.5	5
22	13½	For low hutch 48" long	BTL2214	124	125	138	144	152	0.4	4
19	13½	For low hutch 42" long	BTL1914	119	120	128	138	147	0.3	4
16	13½	For low hutch 36" long	BTL1614	109	110	116	124	132	0.3	3
13	13½	For low hutch 30" long	BTL1314	97	98	101	108	114	0.2	2

S SPECIFY

Code Fabric
AC - -

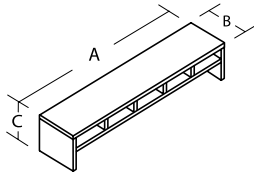
S Code: Consult the above product code list.
Fabric: Refer to current Artopex panel fabric card.

Shelves with integrated pigeonhole unit - 13" H.

Shelf with integrated pigeonhole unit. Installs on a work surface, credenza or storage unit.

When installed on a 29" H. unit, total height will be 42" H.

Can accommodate "letter" or "legal" size documents.



Dimensions				Code	Price	Spec.	
A	B	C	D		T.F.L.	Cu.Ft.	lb
72	15	13	5	HMA7213	693	11.2	71
66	15	13	5	HMA6613	660	10.3	67
60	15	13	5	HMA6013	627	9.4	62
54	15	13	4	HMA5413	591	8.5	57
48	15	13	3	HMA4813	529	7.6	52
42	15	13	3	HMA4213	497	6.7	47
36	15	13	2	HMA3613	463	5.8	42
30	15	13	2	HMA3013	427	4.9	38
24	15	13	2	HMA2413	389	3.9	33

D: Number of openings.

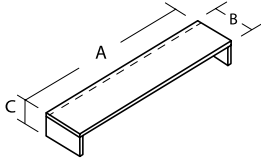
S SPECIFY

Series Code Base
 T - - -

S **Code:** Consult the above product code list.
Base: Take Off finishes, see p.109, section 3.

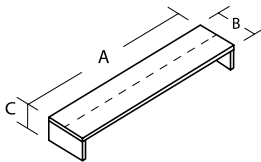
Shelves - 6" H.

Shelf, installs on a work surface, credenza or storage unit.
 When installed on a 29" H. unit, total height will be 35" H.
 Structural back panel.



Dimensions			Code	Price	Spec.	
A	B	C		T.F.L.	Cu.Ft.	lb
72	15	6	HA7206A	419	6.0	43
66	15	6	HA6606A	386	5.5	40
60	15	6	HA6006A	382	5.0	38
54	15	6	HA5406A	345	4.5	35
48	15	6	HA4806A	312	4.0	32
42	15	6	HA4206A	309	3.5	30
36	15	6	HA3606A	275	3.0	27
30	15	6	HA3006A	266	2.5	25
24	15	6	HA2406A	229	2.0	22

Shelf, installs on a work surface, credenza or storage unit.
 When installed on a 29" H. unit, total height will be 35" H.
 Structural central panel.



Dimensions			Code	Price	Spec.	
A	B	C		T.F.L.	Cu.Ft.	lb
72	15	6	HA7206C	419	6.0	43
66	15	6	HA6606C	386	5.5	40
60	15	6	HA6006C	382	5.0	38
54	15	6	HA5406C	345	4.5	35
48	15	6	HA4806C	312	4.0	32
42	15	6	HA4206C	309	3.5	30
36	15	6	HA3606C	275	3.0	27
30	15	6	HA3006C	266	2.5	25
24	15	6	HA2406C	229	2.0	22

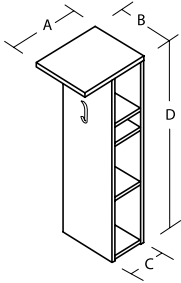
S SPECIFY

Series Code Base
 T - - -

S Code: Consult the above product code list.
Base: Take Off finishes, see p.109, section 3.

End-of-run bookcase - 50" H.

To be positioned next to shared benching tables, attached to a 21" H. low hutch.
 Open on both sides, with open wardrobe section and coat hook (Silver finish).
 Assembly hardware included.



Dimensions				Code	Price	Spec.	
A	B	C	D		T.F.L.	Cu.Ft.	lb
16	15	11	50	BKP151650	660	10.0	60

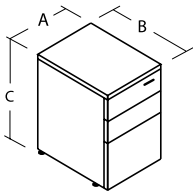
S SPECIFY

Series Code Base
 T - - -

S **Code:** Consult the above product code list.
Base: Take Off finishes, [see p.109, section 3.](#)

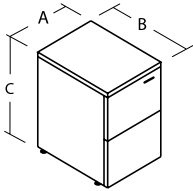
Freestanding pedestals 25" H. for shared benching tables 24" D.

Pedestal with 2 - 6" drawers and 1 - 12" file drawer. Reduced height to slide under shared benching tables 24" D.
 Pencil tray included in the 6" top drawer.
 Noki locks standard, key locks available as an option (no upcharge). Will lock all drawers.
 Counterweight included for stability.
 Lateral filing bars (letter size: **AC-BL12**) sold separately, refer to the Accessories price list.



Dimensions			Code	Price (without pull)	Spec.	
A	B	C		T.F.L.	Cu.Ft.	lb
15½	20	25	FSLUUF25	682	6.5	61

Pedestal with 2 - 12" file drawer. Reduced height to slide under shared benching tables 24" D.
 Noki locks standard, key locks available as an option (no upcharge). Will lock all drawers.
 Counterweight included for stability.
 Lateral filing bars (letter size: **AC-BL12**) sold separately, refer to the Accessories price list.



Dimensions			Code	Price (without pull)	Spec.	
A	B	C		T.F.L.	Cu.Ft.	lb
15½	20	25	FSLFF25	682	6.5	61

* Striped or fluted edge not available.

S SPECIFY

O OPTIONS

T - - - / - -

S Series: S or T see specifications p.58.

Code: Consult the above product code list.

Base: Take Off finishes, see p.109, section 3.

Fronts: Take Off finishes, see p.109, section 4.

O Pull: Pull options, specify type, add \$22 per drawer, see p.107.

Lock: Locks with keys (**LS**) or keyed-alike (**LSK**) options available

Specify code **LSK01** to the components in the first workstation; **LSK02** to the components in the second workstation, and so on to identify the keyed-alike products.

Screens & complements



Screens

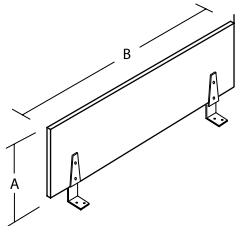
privacy screens	F01
accessory bar and tackboard	F10
lateral screens	F12
lateral fabric screens	F13
lateral screen tackboard	F14

Complements

center caps	F15
accessory panel	F18
office supply tray	F19
marker board panel	F20
corner shelf	F21
stiffeners	F22
junction plates	F22

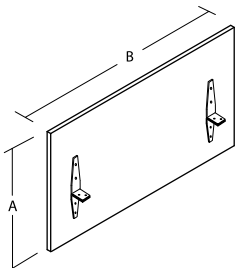
Laminate privacy screens

Rectangular laminate privacy screen, 1/16" thick. Can accommodate tackboards and various accessories, refer to the Accessories price list. Installs on a work surface, credenza or storage unit with the provided metal supports. Screen length allows for a 3" gap at each end but can be used on a surface longer than indicated under "D" dimension.



Dimensions				Code	Price	Spec.	
A	B	C	D		T.F.L.	Cu.Ft.	lb
15¼	72	3	78	PPOV1572	317	1.0	22
15¼	66	3	72	PPOV1566	312	0.9	20
15¼	60	3	66	PPOV1560	309	0.9	18
15¼	54	2	60	PPOV1554	264	0.8	16
15¼	48	2	54	PPOV1548	260	0.8	14
15¼	42	2	48	PPOV1542	231	0.6	13
15¼	36	2	42	PPOV1536	227	0.5	11
15¼	30	2	36	PPOV1530	222	0.4	10
15¼	24	2	30	PPOV1524	218	0.4	8
15¼	18	2	24	PPOV1518	213	0.3	7

Rectangular laminate privacy screen (double-height), 1/16" thick. Can accommodate tackboards and various accessories. Installs on a work surface with the provided metal supports. Screen length allows for a 3" gap at each end but can be used on a surface longer than indicated under "D" dimension.



Dimensions				Code	Price	Spec.	
A	B	C	D		T.F.L.	Cu.Ft.	lb
29¾	72	3	78	PPFR2972	359	2.0	42
29¾	66	3	72	PPFR2966	351	1.8	39
29¾	60	3	66	PPFR2960	343	1.6	36
29¾	54	2	60	PPFR2954	295	1.5	31
29¾	48	2	54	PPFR2948	264	1.3	28
29¾	42	2	48	PPFR2942	256	1.2	25
29¾	36	2	42	PPFR2936	249	1.0	22
29¾	30	2	36	PPFR2930	241	0.8	19
29¾	24	2	30	PPFR2924	233	0.7	16

C: Number of supports included
D: Length of the host surface.

S SPECIFY

Series Code Base Metal
T - - - -

S Code: Consult the above product code list.

Base: Take Off finishes, see p.109, section 4.

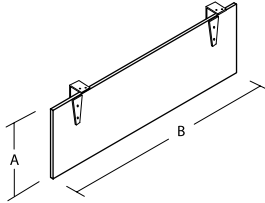
Metal (supports): Specify the finish: Abyss (3113), Amber (3108), Black (3067), Charcoal (3064), Fossil (3102), Grenadine (3044), Polar White (3002), Silver (3090), Smoothie (3109), Source (3106).

Laminate privacy screens (cont'd)

Rectangular laminate modesty screen, 1¹/₁₆" thick.

Installs under a work surface with the provided metal supports.

Screen length allows for a 3" gap at each end but can be used on a surface longer than indicated under "D" dimension.



Dimensions				Code	Price	Spec.	
A	B	C	D		T.F.L.	Cu.Ft.	lb
13½	72	3	78	PPUN1372	312	1.0	18
13½	66	3	72	PPUN1366	308	0.9	17
13½	60	3	66	PPUN1360	305	0.9	16
13½	54	2	60	PPUN1354	260	0.8	14
13½	48	2	54	PPUN1348	232	0.8	13
13½	42	2	48	PPUN1342	228	0.6	12
13½	36	2	42	PPUN1336	224	0.5	10
13½	30	2	36	PPUN1330	220	0.4	9
13½	24	2	30	PPUN1324	217	0.4	8

C: Number of supports included

D: Length of the host surface.

S SPECIFY

Series Code Base Metal
 T - - - -

S Code: Consult the above product code list.

Base: Take Off finishes, see p.109, section 4.

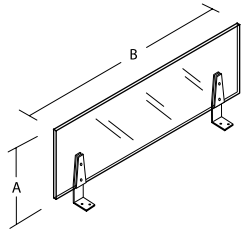
Metal (supports): Specify the finish: Abyss (3113), Amber (3108), Black (3067), Charcoal (3064), Fossil (3102), Grenadine (3044), Polar White (3002), Silver (3090), Smoothie (3109), Source (3106).

Frosted acrylic privacy screens

Rectangular frosted (on one side) acrylic privacy screen, 1/4 thick.

Installs on a work surface, credenza or certain storage unit with the provided metal supports.

Screen length allows for a 3" gap at each end but can be used on a surface longer than indicated under "D" dimension.

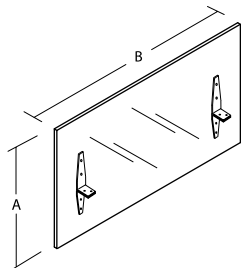


Dimensions				Code	Price	Spec.	
A	B	C	D		T.F.L.	Cu.Ft.	lb
15¼	72	3	78	PPOVGiA1572	427	1.0	16
15¼	66	3	72	PPOVGiA1566	413	0.9	15
15¼	60	3	66	PPOVGiA1560	398	0.9	14
15¼	54	2	60	PPOVGiA1554	344	0.8	12
15¼	48	2	54	PPOVGiA1548	325	0.8	11
15¼	42	2	48	PPOVGiA1542	298	0.6	10
15¼	36	2	42	PPOVGiA1536	284	0.5	9
15¼	30	2	36	PPOVGiA1530	270	0.4	7
15¼	24	2	30	PPOVGiA1524	255	0.4	6
15¼	18	2	24	PPOVGiA1518	241	0.3	5

Rectangular (double-height) frosted (on one side) acrylic privacy screen, 1/4 thick.

Installs on a work surface with the provided metal supports.

Screen length allows for a 3" gap at each end but can be used on a surface longer than indicated under "D" dimension.



Dimensions				Code	Price	Spec.	
A	B	C	D		T.F.L.	Cu.Ft.	lb
29¾	72	3	78	PPFRGiA2972	640	2.0	32
29¾	66	3	72	PPFRGiA2966	608	1.8	29
29¾	60	3	66	PPFRGiA2960	576	1.6	27
29¾	54	2	60	PPFRGiA2954	504	1.5	23
29¾	48	2	54	PPFRGiA2948	472	1.3	21
29¾	42	2	48	PPFRGiA2942	422	1.2	19
29¾	36	2	42	PPFRGiA2936	391	1.0	17
29¾	30	2	36	PPFRGiA2930	359	0.8	15
29¾	24	2	30	PPFRGiA2924	327	0.7	12

C: Number of supports included

D: Length of the host surface.

S SPECIFY

Series Code Metal
 T - - -

S Code: Consult the above product code list.

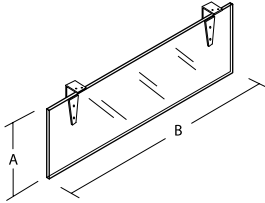
Metal (supports): Specify the finish: Abyss (3113), Amber (3108), Black (3067), Charcoal (3064), Fossil (3102), Grenadine (3044), Polar White (3002), Silver (3090), Smoothie (3109), Source (3106).

Frosted acrylic privacy screens (cont'd)

Rectangular frosted (on one side) acrylic modesty screen, 1/4 thick.

Installs on a work surface with the provided metal supports.

Screen length allows for a 3" gap at each end but can be used on a surface longer than indicated under "D" dimension.



Dimensions				Code	Price	Spec.	
A	B	C	D		T.F.L.	Cu.Ft.	lb
13½	72	3	78	PPUNGiA1372	430	1.0	15
13½	66	3	72	PPUNGiA1366	416	0.9	14
13½	60	3	66	PPUNGiA1360	402	0.9	13
13½	54	2	60	PPUNGiA1354	347	0.8	11
13½	48	2	54	PPUNGiA1348	332	0.8	10
13½	42	2	48	PPUNGiA1342	300	0.6	9
13½	36	2	42	PPUNGiA1336	286	0.5	8
13½	30	2	36	PPUNGiA1330	271	0.4	7
13½	24	2	30	PPUNGiA1324	256	0.4	6

C: Number of supports included

D: Length of the host surface.

S SPECIFY

Series Code Metal
T - - -

S Code: Consult the above product code list.

Metal (supports): Specify the finish: Abyss (3113), Amber (3108), Black (3067), Charcoal (3064), Fossil (3102), Grenadine (3044), Polar White (3002), Silver (3090), Smoothie (3109), Source (3106).

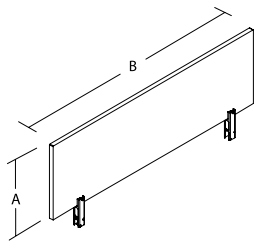
Laminate privacy screen or high-gloss white board - for open shared benching tables or with doors.

Rectangular laminate screen of 1/16" thick. Attaches to the modesty panel included with the shared tables.

An accessory bar (AC-ACBC), tackboard (AC-BTL) or a accessory panel (AC-ASASP) can be attached.

Screen is visible 15 1/4" H. above the surface and will leave a space of 2 1/2" H. at each extremity of the surface.

It is recommended to use the cabling tray (WCMBC) that doubles as a stiffener and reinforces the panel.



Dimensions			Code	Price		Spec.	
A	B	C		T.F.L.	SBL	Cu.Ft.	lb
18	67	72	PPLM1867	255	369	2.0	22
18	61	66	PPLM1861	245	352	1.9	21
18	55	60	PPLM1855	238	338	1.7	19
18	49	54	PPLM1849	228	322	1.6	17
18	43	48	PPLM1843	220	309	1.4	15
18	37	42	PPLM1837	211	294	1.3	13
18	31	36	PPLM1831	202	279	1.2	12

C: Length of the surface where the panel is installed

S SPECIFY

Series Code Base Metal
 T - - - -

S Code: Consult the above product code list.

Base: High-gloss white board (SBL) or finis Take Off, see p.109, section 4.

Metal (supports): Specify the finish: Black (3067), Charcoal (3064), Silver (3090) or Polar White (3002).

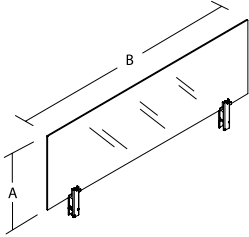
Glass privacy screen - for open shared benching tables or with doors

Glass screen, 6mm thick.

Attaches to the modesty panel included with the shared benching tables.

Screen is visible 15 ¼" H. above the surface and will leave a space of 2 ½" H. at each extremity of the surface.

It is recommended to use the cabling tray (WCMBC) that doubles as a stiffener and reinforces the panel.



Dimensions			Code	Price	Spec.	
A	B	C		Glass	Cu.Ft.	lb
GLASS SCREEN CLEAR						
18	67	72	PPCLG1867	265	2.0	26
18	61	66	PPCLG1861	255	1.9	24
18	55	60	PPCLG1855	248	1.7	22
18	49	54	PPCLG1849	239	1.6	20
18	43	48	PPCLG1843	230	1.4	17
GLASS SCREEN FROSTED ON 1 SIDE						
18	67	72	PPGiG1867	443	2.0	26
18	61	66	PPGiG1861	425	1.9	24
18	55	60	PPGiG1855	391	1.7	22
18	49	54	PPGiG1849	378	1.6	20
18	43	48	PPGiG1843	366	1.4	17

C: Length of the surface where the panel is installed

S SPECIFY

Series Code Metal
 T - - -

S Code: Consult the above product code list.

Metal (supports): Specify the finish: Black (3067), Charcoal (3064), Silver (3090) or Polar White (3002).

Privacy sceen in non-tackable fabric - for open shared benching tables or with doors

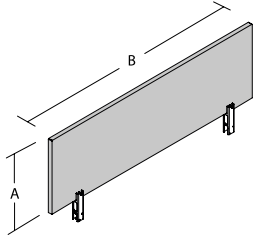
Rectangular screen 1/16" thick covered in non-tackable fabric. Attaches to the modesty panel included with the shared tables.

The edge of the laminate central panel is visible, the finish must be specified.

Can be attached on a accessory panel (AC-ASASP).

Screen is visible 15 1/4" H. above the surface and will leave a space of 2 1/2" H. at each extremity of the surface.

It is recommended to use the cabling tray (WCMBC) that doubles as a stiffener and reinforces the panel.



Dimensions			Code	Price					Spec.	
A	B	C		Gr.1	COM Gr.2	Gr.3	Gr.4	Gr.5	Cu.Ft.	lb
18	67	72	PPFA1867	443	470	501	520	561	2.0	22
18	61	66	PPFA1861	426	450	477	496	534	1.9	21
18	55	60	PPFA1855	409	431	457	474	507	1.7	19
18	49	54	PPFA1849	391	410	433	449	480	1.6	17
18	43	48	PPFA1843	369	386	407	420	448	1.4	15
18	37	42	PPFA1837	352	367	385	397	420	1.3	13
18	31	36	PPFA1831	328	341	356	366	387	1.2	12

C: Length of the surface where the panel is installed

S SPECIFY

Series Code Edge Fabric Metal
 T - - - - -

S Code: Consult the above product code list.

Laminated central edge: Specify the finish: Black (N), White (BW) or Frost (A).

Fabric: Refer to current Artopex panel fabric card.

Metal (supports): Specify the finish: Black (3067), Charcoal (3064), Silver (3090) or Polar White (3002).

Privacy tackboard screen- for open shared benching tables or with doors

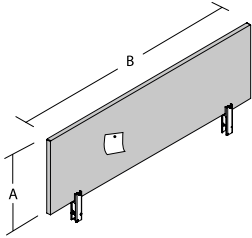
Rectangular tackboard 1" thick in rough charcoal colored felt or covered in fabric.

Attaches to the modesty panel included with the shared tables.

The edge of the laminate central panel is visible, the finish must be specified.

Screen is visible 15 ¼" H. above the surface and will leave a space of 2 ½" H. at each extremity of the surface.

It is recommended to use the cabling tray (**WCMBC**) that doubles as a stiffener and reinforces the panel.



Dimensions			Code	Price	Spec.							
A	B	C		Felt	Gr.1	COM	Gr.2	Gr.3	Gr.4	Gr.5	Cu.Ft.	lb
18	67	72	PPBTL1867	462	593		619	650	671	711	2.0	22
18	61	66	PPBTL1861	438	562		586	615	634	671	1.9	21
18	55	60	PPBTL1855	419	532		554	581	597	631	1.7	19
18	49	54	PPBTL1849	394	502		521	543	559	590	1.6	17
18	43	48	PPBTL1843	369	465		483	504	517	545	1.4	15
18	37	42	PPBTL1837	345	436		451	469	481	504	1.3	13
18	31	36	PPBTL1831	319	398		411	427	437	458	1.2	12

C: Length of the surface where the panel is installed

S SPECIFY

T - - - - -

S Code: Consult the above product code list.

Laminated central edge: Specify the finish: Black (**N**), White (**BW**) or Frost (**A**).

Fabric: Specify the code (**FF01**) for the felt or refer to the current Artopex fabric panel card.

Metal (supports): Specify the finish: Black (**3067**), Charcoal (**3064**), Silver (**3090**) or Polar White (**3002**).

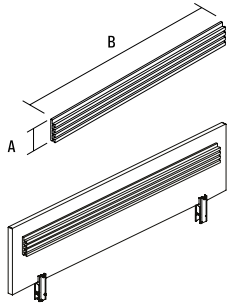
Barres d'accrochage

Wall mounted accessory bar - 4" H. Metal finish must be specified.

Attaches to any vertical laminate surface or on a wall with some screws (screws not included).

Designed specially to be mounted on a Take Off laminate screen(PPOV, PPFR and PPLM, see section F).

The bar extremities are closed.



Dimensions			Code		Spec.	
A	B	C		Price	Cu.Ft.	lb
4	65	67	ACBC65	209	0.5	7
4	59	61	ACBC59	198	0.4	6
4	53	55	ACBC53	188	0.4	5
4	47	49	ACBC47	178	0.3	5
4	41	43	ACBC41	168	0.3	4
4	35	37	ACBC35	153	0.2	4
4	29	31	ACBC29	143	0.2	3

C: Length of the host privacy screen.

S SPECIFY

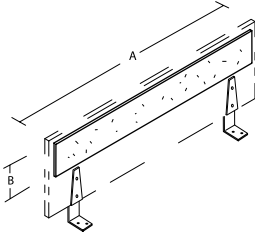
Code Metal
 AC - -

S Code: Consult the above product code list.

Metal: Specify the finish: Black (3067), Charcoal (3064), Silver (3090) or Polar White (3002).

Tackboard for laminate privacy screens

Rectangular fabric tackboard for 1/16" thick laminate privacy screen.
Installs with Velcro strips on privacy panel.



Dimensions			Code	Price					Spec.	
A	B	C		Gr.1	COM Gr.2	Gr.3	Gr.4	Gr.5	Cu.Ft.	lb
71	9	72	BTL7109	153	161	165	171	178	0.9	9
65	9	67	BTL6509	147	154	160	165	173	0.8	8
59	9	61	BTL5909	142	149	154	158	167	0.7	7
53	9	55	BTL5309	132	140	144	150	157	0.6	7
47	9	49	BTL4709	130	136	142	147	155	0.6	6
41	9	43	BTL4109	128	134	140	144	153	0.5	5
35	9	37	BTL3509	124	131	136	142	150	0.4	4
29	9	31	BTL2909	124	131	135	141	150	0.4	4
23	9	24	BTL2309	123	130	134	140	149	0.3	3
17	9	18	BTL1709	122	129	133	139	147	0.2	2

C: Length of the host privacy screen.

S SPECIFY

Code Fabric
AC - -

S Code: Consult the above product code list.
Fabric: Refer to current Artopex panel fabric card.

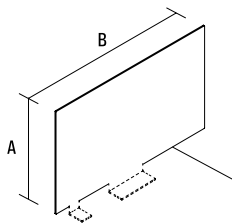
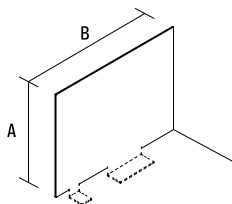
Lateral screens in metal

Lateral screens in metal 1/8" thick, finish must be specified.

Installs on any type of shared benching tables as well as tables in the Take Off Collection.

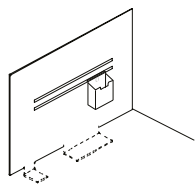
Installed between surfaces or at the end of a surface. It is recommended to use the **DSMLR** or **DSMLL** at the end of surfaces.

Optional grooves in screen to hang metal accessories. Length of the grooves: 15 1/2".

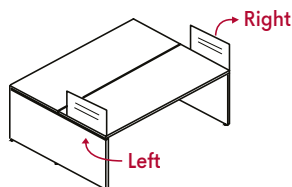


Dimensions			Code	Price	Spec.	
A	B	C			Cu.Ft.	lb
PANEL FLUSH WITH THE FRONT OF THE SURFACE						
DROIT						
15 1/4	26	60 1/4	DSMLR1526	106	1.1	13
15 1/4	20	48 1/4	DSMLR1520	89	1.0	10
LEFT						
15 1/4	26	60 1/4	DSMLL1526	106	1.1	13
15 1/4	20	48 1/4	DSMLL1520	89	1.0	10
PANEL 6" IN FRONT OF THE SURFACE						
DROIT						
15 1/4	32	60 1/4	DSMLAR1532	122	1.4	16
15 1/4	26	48 1/4	DSMLAR1526	107	1.1	13
LEFT						
15 1/4	32	60 1/4	DSMLAL1532	122	1.4	16
15 1/4	26	48 1/4	DSMLAL1526	107	1.1	13

C: Depth of the shared benching table



Optional grooves



SPECIFY OPTION

Series Code Metal Grooves

T - - - -

S Code: Consult the above product code list.

Metal: Specify the finish: Abyss (3113), Amber (3108), Black (3067), Charcoal (3064), Fossil (3102), Grenadine (3044), Polar White (3002), Smoothie (3109), Silver (3090), Source (3106).

G Grooves: Grooves in the panel (OO), no upcharge.

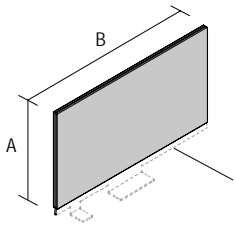
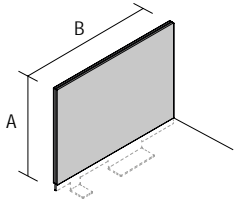
Lateral fabric screens - non-tackable

Lateral screen, fabric 7/16" thick non-tackable.

Both sides of the screen are finished with the same fabric. (Metal finish must be specified for the screen structure).

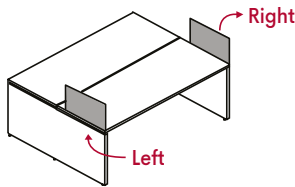
Can be installed on all types of shared benching tables as well as tables from the Take Off Collections.

Permanently installed between the surfaces or at the extremities. It is recommended to use the **DSFAR** or **DSFAL** at the end of the surfaces.



Dimensions			Code	Price					Spec.	
A	B	C		Gr.1	COM Gr.2	Gr.3	Gr.4	Gr.5	Cu.Ft.	lb
PANEL FLUSH WITH THE FRONT OF THE SURFACE										
RIGHT										
15¼	26	60¼	DSFAR1526	286	297	310	319	337	1.1	14
15¼	20	48¼	DSFAR1520	252	261	272	278	293	1.0	11
LEFT										
15¼	26	60¼	DSFAL1526	286	297	310	319	337	1.1	14
15¼	20	48¼	DSFAL1520	252	261	272	278	293	1.0	11
PANEL 6" IN FRONT OF THE SURFACE										
RIGHT										
15¼	32	60¼	DSFAAR1532	323	338	354	365	388	1.4	17
15¼	26	48¼	DSFAAR1526	286	297	310	319	337	1.1	14
LEFT										
15¼	32	60¼	DSFAAL1532	323	338	354	365	388	1.4	17
15¼	26	48¼	DSFAAL1526	286	297	310	319	337	1.1	14

C: Depth of the shared benching table



S SPECIFY

T - - - -

S Code: Consult the above product code list.

Fabric: Refer to current Artopex panel fabric card.

Metal: Specify the finish: Abyss (3113), Amber (3108), Black (3067), Charcoal (3064), Fossil (3102), Grenadine (3044), Polar White (3002), Smoothie (3109), Silver (3090), Source (3106).

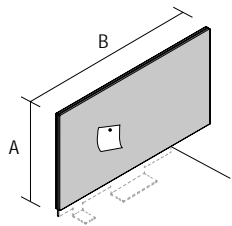
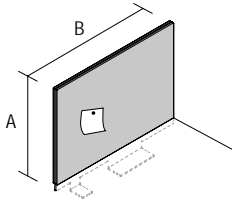
Lateral screen tackboard

Lateral screen, tackboard of 1/16" thick.

Both sides of the screen are finished with charcoal felt or with fabric on both sides. (Metal finish must be specified for the screen structure).

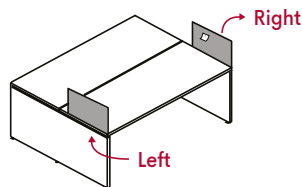
Can be installed on all types of shared benching table ends even tables from the Take Off Collection.

Permanently installed between the surfaces or at the extremities. It is recommended to use the **DSBTLR** or **DSBTLL** at the end of the surfaces.



Dimensions			Code	Price						Spec.	
A	B	C		Felt	Gr.1	COM Gr.2	Gr.3	Gr.4	Gr.5	Cu.Ft.	lb
PANEL FLUSH WITH THE FRONT OF THE SURFACE											
RIGHT											
15¼	26	60¼	DSBTLR1526	262	334	345	359	367	385	1.1	14
15¼	20	48¼	DSBTLR1520	223	290	299	310	317	331	1.0	11
LEFT											
15¼	26	60¼	DSBTLL1526	262	334	345	359	367	385	1.1	14
15¼	20	48¼	DSBTLL1520	223	290	299	310	317	331	1.0	11
PANEL 6" IN FRONT OF THE SURFACE											
RIGHT											
15¼	26	60¼	DSBTLAR1532	300	384	398	415	426	448	1.4	17
15¼	20	48¼	DSBTLAR1526	262	334	345	359	367	385	1.1	14
LEFT											
15¼	26	60¼	DSBTLAL1532	300	384	398	415	426	448	1.4	17
15¼	20	48¼	DSBTLAL1526	262	334	345	359	367	385	1.1	14

C: Depth of the shared benching table



S SPECIFY

Series Code Fabric Metal
 T - - - -

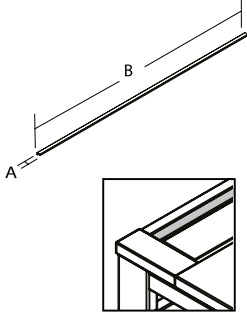
S Code: Consult the above product code list.

Fabric: Specify the code (**FF01**) for the felt or refer to the current Artopex panel fabric card.

Metal: Specify the finish: Abyss (**3113**), Amber (**3108**), Black (**3067**), Charcoal (**3064**), Fossil (**3102**), Grenadine (**3044**), Polar White (**3002**), Smoothie (**3109**), Silver (**3090**), Source (**3106**).

Center cap for one-sided shared benching tables - open or with door

A center cap to reduce the size of the opening on the surface opposite the user, if no privacy screen is installed. Attaches to the metal finishing back. Metal finish must be specified.



Dimensions			Code	Spec.	
A	B	to use with surface	Price	Cu.Ft.	lb
1	67	72"	HC67BCOD	81	1.8 0.5
1	61	66"	HC61BCOD	78	1.6 0.5
1	55	60"	HC55BCOD	74	1.5 0.4
1	49	54"	HC49BCOD	71	1.3 0.4
1	43	48"	HC43BCOD	68	1.2 0.3
1	37	42"	HC37BCOD	65	1.0 0.3
1	31	36"	HC31BCOD	62	0.8 0.2

S SPECIFY

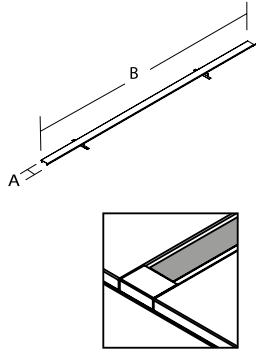
Series Code Metal
 T - - -

S Code: Consult the above product code list.

Metal: Specify the finish: Black (3067), Charcoal (3064), Silver (3090) or Polar White (3002).

Removable center cap for open shared benching tables

A removable center cap used to decrease the central space between the surfaces (BCO).
Once installed, a space remains allowing access for cabling.
Metal finish must be specified.



Dimensions			Code	Price	Spec.	
A	B	to use with surface			Cu.Ft.	lb
2	67	72"	HC67BCO	77	0.3	3
2	61	66"	HC61BCO	74	0.3	3
2	55	60"	HC55BCO	70	0.3	3
2	49	54"	HC49BCO	68	0.2	2
2	43	48"	HC43BCO	65	0.2	2
2	37	42"	HC37BCO	62	0.2	2
2	31	36"	HC31BCO	58	0.2	2

S SPECIFY

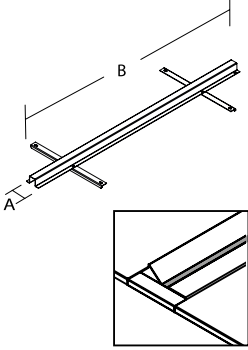
Series Code Metal
T - - -

S **Code:** Consult the above product code list.

Metal: Specify the finish: Black (3067), Charcoal (3064), Silver (3090) or Polar White (3002).

Center cap for shared benching tables with doors

The cap is used to hide the space between the surfaces (BCD).
Metal finish must be specified.



Dimensions			Code	Spec.	
A	B	to use with surface	Price	Cu.Ft.	lb
1	67	72"	HC67BCD	100	4
1	61	66"	HC61BCD	98	4
1	55	60"	HC55BCD	96	3
1	49	54"	HC49BCD	94	3
1	43	48"	HC43BCD	90	3
1	37	42"	HC37BCD	88	2
1	31	36"	HC31BCD	86	2

S SPECIFY

Series Code Metal
T - - -

S Code: Consult the above product code list.

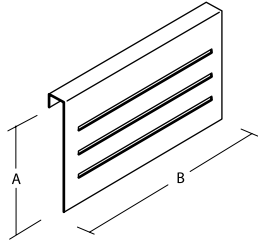
Metal: Specify the finish: Black (3067), Charcoal (3064), Silver (3090) or Polar White (3002).

Accessory panel

Metal accessory panel with 3 attachment levels.

Installs to any 1/16" thick laminate panel.

Can hold Artopex accessories (plastic or metal), refer to Accessories price list.



Dimensions		Code	Price	Spec.	
A	B			Cu.Ft.	lb
10	17	ASASP	61	0.3	3

S SPECIFY

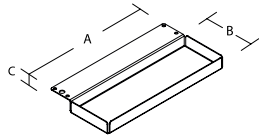
Code Metal
AC - -

S Code: Consult the above product code list.

Metal: Specify the finish: Abyss (3113), Amber (3108), Black (3067), Charcoal (3064), Fossil (3102), Grenadine (3044), Polar White (3002), Smoothie (3109), Silver (3090), Source (3106).

Office supply tray - for shared benching tables - open or with doors

Metal accessories for small office supplies such as : pencils, pens, eraser, scissors, etc.
 Installed underneath shared benching table surfaces, open or with doors, in the space between the 2 surfaces. Finish must be specified.



Dimensions			Code	Spec.	
A	B	C		Price	Cu.Ft. lb
9	3	3/4	BCPAP	33	0.3 1

S SPECIFY

Code Metal
 AC - -

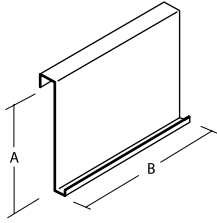
S Code: Consult the above product code list.
Metal: Specify the finish: Black (3067), Charcoal (3064), Silver (3090) or Polar White (3002).

Marker board panel

Magnetic metal marker board (High-gloss white enamel finish).

Installs to any 1/4" thick laminate panel, [see section F](#).

A base tray for storing markers.



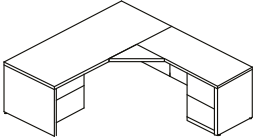
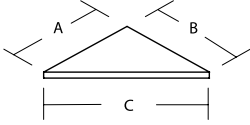
Dimensions		Code	Spec.	
A	B		Price	Cu.Ft. lb
10	17	AC-ASWBA	57	0.3 3



WARNING:
Use only dry-erase markers.

Corner shelf

Corner shelf for keyboard or keyboard mechanism in a 90° surface configuration.
Installs to adjacent surfaces with junction plates (included).



				L Lima 1"		M Mike 1 1/2"			
Dimensions				Price		Price		Spec.	
A	B	C	Code	T.F.L.	H.P.L.	T.F.L.	H.P.L.	Cu.Ft.	lb (L) lb (M)
14	14	20	JC1414	90	110	99	120	0.2	2 4

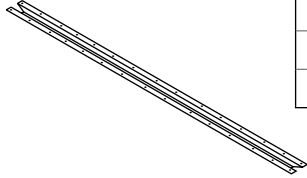
S SPECIFY

T - Series - Code - Surface / Edge

- S** Series: L or M see specifications p.58.
- Code:** Consult the above product code list.
- Surface:** Take Off finishes, see p.108, section 1.
- Edge:** Take Off finishes, see p.108, section 2.

Stiffeners

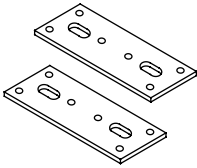
Metal stiffener, Charcoal finish.
Suggested for work surfaces 54" or more.
Installation hardware included.



	Code	Price	Spec.	
			Cu.Ft.	lb
Porr surface de 72" and plus	AC-RSTF64	97	0.5	5
Porr surface de 60"	AC-RSTF52	81	0.5	4
Porr surface de 54"	AC-RSTF46	75	0.5	3


Junction plates

Metal junction plates, Black finish.
Used to join 2 surfaces side-by-side.



	Code	Price	Spec.	
			Cu.Ft.	lb
Pack of 2	AC-FJP2	20	0.1	0.6

Electrical components



Electrical components

cable trays and outlet support	G02
electrical distribution system - 1 sided	G04
cabling support for electrical distribution system - 1 sided	G05
electrical distribution system - 2 sided	G06
cabling tray for shared benching tables	G07
outlets, jumpers, connectors and fasteners for jumper	G08
wall and ground power connector and ceiling power connectors	G09
outlet for power feed connector E2-EC18	G10
cabling poles	G11

Cable trays

Metal cable tray, Silver finish.

Installs under a work surface with screws.

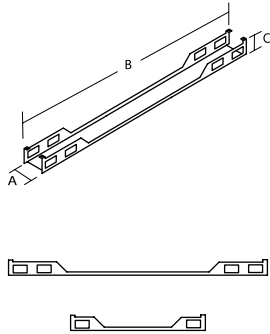
Allows passage of electrical & communication cabling. Cabling access via both ends and sides.

Can accommodate 1-circuit electrical system (refer to Accessories price list).

32" or more: 4 openings on each side. 26" or less: 2 openings on each side.

Opening can accommodate mobile outlets (**AC-ECM, AC-ECMK**) or telecommunication outlets (**AC-ERF, E2-ERD**).

Opening dimensions: 2 1/2" L x 1 3/8" H.



Dimensions			Code	Spec.		
A	B	C	Use with surface	Price	Cu.Ft.	lb
4 1/4	68	3	78" or 84"	WCMC68	150	1.0 6
4 1/4	62	3	72"	WCMC62	142	0.9 5
4 1/4	56	3	66"	WCMC56	135	0.8 5
4 1/4	50	3	60"	WCMC50	128	0.7 5
4 1/4	44	3	54"	WCMC44	121	0.6 4
4 1/4	38	3	48"	WCMC38	117	0.5 4
4 1/4	32	3	42"	WCMC32	109	0.5 3
4 1/4	26	3	36"	WCMC26	102	0.4 2
4 1/4	20	3	30"	WCMC20	95	0.3 2

S SPECIFY

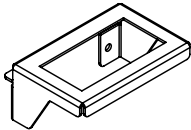
Code

AC - - 3090

S Code: Consult the above product code list.

Outlet support

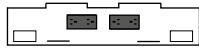
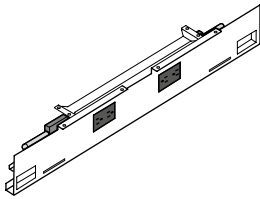
Metal support, black finish.
Installed on top of the modesty on the shared tables.
Designed for movable outlets (**AC-ECM, AC-ECMK**) or a telecommunicaion plate (**E2-ERD**).
Size of opening: 2 1/2" x 1 3/8".



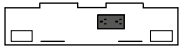
Code		Spec.	
	Price	Cu.Ft.	lb
E2-EDS	24	0.1	1

Electrical system - 1 sided

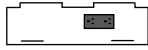
Electrical system - 1-sided with 1 electrical harness and 1 metal front cover (silver finish).
 Installs under a surface placed next to a wall or under a surface with a modesty panel (with screws).
 Can accommodate 4-circuit system components and a cabling support.
 28" or more: 2 openings for a duplex outlet and 2 other access openings.
 22": 1 opening for a duplex outlet and 2 other access openings.
 16": 1 opening for a duplex outlet.
 Openings can accommodate cover plates or telecommunication outlets. Opening dimensions: 2 1/2" L x 1 3/8" H.
 Duplex outlets not included, order separately, [see p.G08](#).
 To determine the required length of a system under a surface supported layering table, [see p.103](#)



28" et +



22"



16"

Dimensions					Code	Spec.		
A	B	C	H	Use with surface		Price	Cu.Ft.	lb
2 1/2	58	5	14 1/2	72" to 84"	WCMA58	278	0.9	10
2 1/2	52	5	14 1/2	66"	WCMA52	275	0.8	9
2 1/2	46	5	14 1/2	60"	WCMA46	272	0.7	9
2 1/2	40	5	14 1/2	54"	WCMA40	268	0.6	8
2 1/2	34	5	14 1/2	48"	WCMA34	265	0.5	8
2 1/2	28	5	14 1/2	42"	WCMA28	263	0.4	7
2 1/2	22	5	14 1/2	36"	WCMA22	251	0.3	6
2 1/2	16	5	14 1/2	30"	WCMA16	248	0.2	5

H: Length of the included harness

S SPECIFY

Code

AC - - 3090

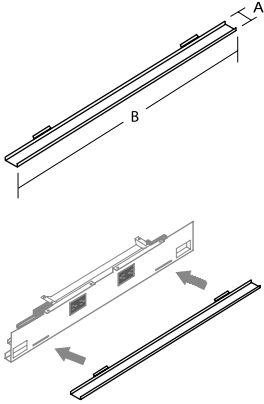
S Code: Consult the above product code list.

Cabling support for electrical system - 1-sided

Metal cabling support, silver finish.

Installs on the front cover of the 1-sided electrical system of same length (no hardware required).

Allows management of cables plugged into the outlets.



Dimensions		Code	Price	Spec.	
A	B			Cu.Ft.	lb
2	58	WCMAS58	40	0.2	2
2	52	WCMAS52	39	0.2	2
2	46	WCMAS46	37	0.2	2
2	40	WCMAS40	37	0.1	2
2	34	WCMAS34	36	0.1	2
2	28	WCMAS28	35	0.1	1
2	22	WCMAS22	34	0.1	1
2	16	WCMAS16	34	0.1	1

S SPECIFY

Code

AC - - 3090

S Code: Consult the above product code list.

Electrical system - 2-sided

Electrical system - 2-sided, includes 1 electrical harness with support and 2 metal fronts. Finish to be specified.

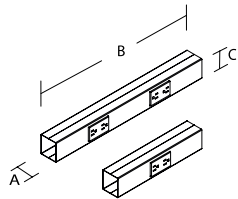
The electrical system is installed on top of the modesty with screws.

Designed to be used with the electrical system 2 sided.

22" : 2 spaces on each side for double outlets.

16" : 1 space on each side for double outlets.

Double outlets not included. To order seperately, see Electricity section.



Dimensions					Code	Spec.			
A	B	C	D	to use with table		Price	Cu.Ft.	lb	
2½	21½	2½	15½	48" to 72"	WCMBB22	311	0.4	5	
2½	15½	2½	9½	36" and 42"	WCMBB16	293	0.4	3	

D: Length of harness included

S SPECIFY

Code Metal
 AC - -

S Code: Consult the above product code list.

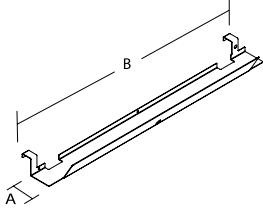
Metal: Specify the finish: Black (3067), Charcoal (3064), Silver (3090) or Polar White (3002).

Cabling tray for shared benching tables

Metal cabling tray. Finish must be specified.

The cabling tray is screwed into the modesty panel underneath the surface. It doubles as a stiffener, when a panel is installed.

Allows management of electrical and communication cables, providing quick and easy access.



Dimensions			Code		Spec.	
A	B	to use with table		Price	Cu.Ft.	lb
3½	66	72"	WCMBC66	97	0.5	5
3½	60	66"	WCMBC60	94	0.5	4
3½	54	60"	WCMBC54	90	0.4	4
3½	48	54"	WCMBC48	87	0.4	3
3½	42	48"	WCMBC42	85	0.3	3
3½	36	42"	WCMBC36	81	0.3	2
3½	30	36"	WCMBC30	78	0.3	2

S SPECIFY

Code Metal
 AC - -

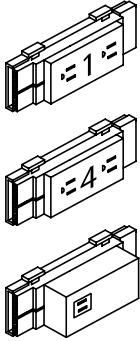
S Code: Consult the above product code list.

Metal: Specify the finish: Black (3067), Charcoal (3064), Silver (3090) or Polar White (3002).

Outlets

Duplex and USB outlet. Fastened to the power distribution harness by a spring latch.

For protection against induced voltage variations, circuit #4 is a dedicated circuit with its own neutral and ground conductors.



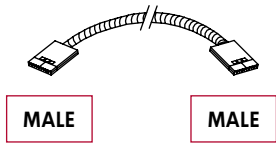
	Code	Price	Spec.	
			Cu.Ft.	lb
Duplex outlet for circuit #1	E2-ER1	25	0.2	1
Duplex outlet for circuit #2	E2-ER2	25	0.2	1
Duplex outlet for circuit #3	E2-ER3	25	0.2	1
Duplex outlet for circuit #4	E2-ER4	25	0.2	1
USB charger outlet	E2-USB	227	0.2	1

Jumpers

Jumper carries power between 2 - 4-circuit electrical systems.

Equipped at both ends with a terminal "male" connector (8 wires in flexible shielded cable).

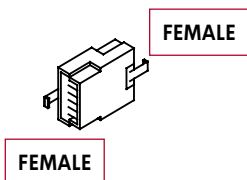
To determine required length, see information on [p.99 to 102](#).



	Code	Price	Spec.	
Actual length			Cu.Ft.	lb
82½	E2-EJT82	272	0.1	4
76½	E2-EJT76	267	0.1	4
70½	E2-EJT70	261	0.1	4
64¼	E2-EJT64	236	0.1	3
58	E2-EJT58	230	0.1	3
52	E2-EJT52	225	0.1	3
47	E2-EJT47	223	0.1	2
35	E2-EJT35	209	0.1	2
21½	E2-EJT21	193	0.1	1
18½	E2-EJT18	187	0.1	1

Connector

"i" to connect 2 jumpers end-to-end or a ceiling power connector with a "male" end connector.



	Code	Price	Spec.	
			Cu.Ft.	lb
Connector "i"	IE-I	64	0.1	1

Fasteners for jumper

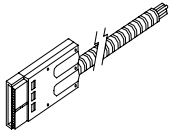
Metal fastener, galvanized steel. Pack of 5 fasteners.
To attach shielded cables (jumpers) under a surface, screws included.



Code		Spec.	
		Price	Cu.Ft. lb
Pack of 5	E2-EJB5	11	0.1 1

Wall and ground power connector

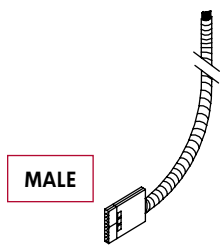
To distribute current from the junction box to the power distribution harnesses.
It is fitted with a male plug which connects to a power distribution harness.



Code		Spec.	
		Price	Cu.Ft. lb
Length 60"	AC-ECJO	179	0.1 3

Ceiling power connectors

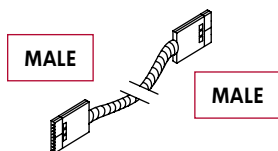
The ceiling power connectors are a shielded flexible cable.
The **E2-EC15** connector must be installed by a certified electrician in accordance with local building codes.
Connects at the end of a harness.
The **E2-EC18** can be attached to the power feed connector during re-configuration by the user



MALE

Code		Spec.	
		Price	Cu.Ft. lb
Longueur 60"	E2-EC15	218	0.6 3
Longueur 60"	E2-EC18	384	0.7 4

E2-EC15
To be plugged in
the terminal block



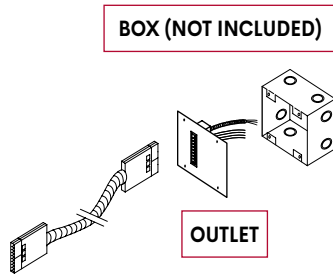
MALE

MALE

E2-EC18
To be plugged in the outlet
for power feed connectors

Outlet for power feed connector *E2-EC18*

Outlet for the power feed connector allows easy plugging / unplugging by the user.
 The box (not included) can be installed on the wall (at approximate height of 20" H.) or on the ceiling, near the top of the cable pole.
 Must be installed on site by a certified electrician in accordance with local electricity code.
 Afterwards, it is possible to plug the **E2-EC18** Ceiling power feed connector in to it.



E2-EC18 Power feed connector
 (not included, see previous item)

Code	Price	Spec.	
		Cu.Ft.	lb
E2-ECWD	257	0.1	1

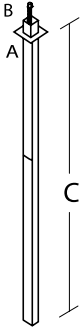
Cabling pole above the surface for shared benching open or with doors

Cabling pole is used to supply power between the surface and the ceiling (8' H. or 12' H.).

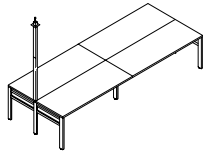
There is an internal movable PVC divider used to separate the ceiling power cables from the communications cables.

A white ceiling tile adapter is included.

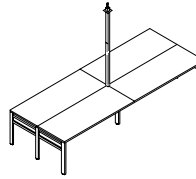
Power feed connector must be ordered separately.



Dimensions			Code	Price	Spec.	
A	B	C			Cu.Ft.	lb
2	2¼	144	A5-EPBC144	352	0.7	12
2	2¼	96	A5-EPBC96	325	0.4	8



Cabling pole installed on the end of the tables



Cabling pole installed in the center of the tables

S SPECIFY

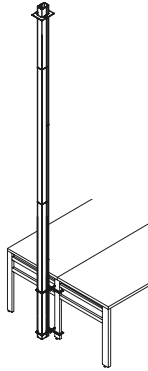
Code Metal
 -

S **Code:** Consult the above product code list.

Metal: Specify the finish: Black (3067), Charcoal (3064), Silver (3090) or Polar White (3002).

Cabling pole for closed shared benching tables with metal legs

Pole for ceiling power feed (10').
 Special raceway end cap and finishing plates included.
 Power feed to be ordered separately.
 Available in tubular style 2" x 3".
 The power pole comes with a metal divide inside its complete length.



Dimensions			Code	Price	Spec.	
A	B	C			Cu.Ft.	lb
2	3	120	A5-EPB23	318	0.8	8

S SPECIFY

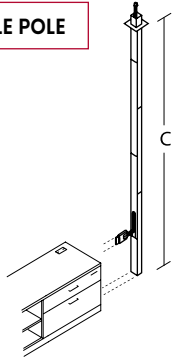
Code Metal

-

S Code: Consult the above product code list.
Metal: Specify the finish: Black (3067), Charcoal (3064), Silver (3090) or Polar White (3002).

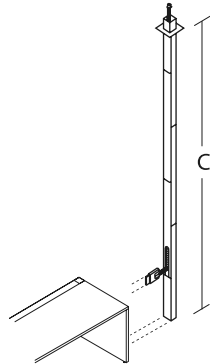
Cabling pole for credenza or 1-sided shared benching tables (full end panels)

CABLE POLE



Credenza with grommet

Dimensions			Code	Price	Spec.	
A	B	C			Cu.Ft.	lb
2	3	120	A5-EPEU23	284	0.8	8
2	2	120	A5-EPEU22	257	0.8	7



1-sided shared benching table with full end panels and optional grommet

S SPECIFY

Code Metal

-

S Code: Consult the above product code list.
Metal: Specify the finish: Black (3067), Charcoal (3064), Silver (3090) or Polar White (3002).

Update summary

Update summary

May 1st 2018

PAGES	SECTION	PRODUCT	UPDATE
			Overall increase of 5% on the entire price list for QC-CAN.
		Occasional tables (laminated and metal)	Occasional tables are no longer in the Take Off price list, refer to the Take Off Conference price list.
p.03	Table of contents		Corrections on all table of content and tabs.
p.03	Table of contents		Title: Accessories is now called "Complements". Changed throughout the price list.
p.61	General information	Accessories for drawers	Correction : Refer to the Accessory price list for more details.
p.64	General information	Products with grommets	New : 3) Position of grommets on full end panels of shared benching tables - 1-sided.
p.69	General information	Choice of supports	New legs added to this section.
p.71	General information	Convergent tables	First paragraph corrected and new legs added.
p.80	General information	Surface supported	New legs added to this section.
p.85	General information	Shared benching table 1-sided	New information for the shared benching table - 1-sided.
p.87	General information	Privacy screen	Accessory bar is now available in 10 metal finishes instead of 4, refer to the finish choices chart.
p.88	General information	Layering tables long laminate support	New detail added on a drawing.
p.89	General information	Modesy panels	Metal supports are now offered in 10 metal finishes instead of 4, refer to the finish choices chart.
p.94	General information	Storage case	Storage case is not available in the Take Off price list, but in the Accessories price list only.
p.104	General information	4-circuit electrical system - 2-sided	Image of shared benching table - 1-sided added.
p.105	General information	Cabling pole	Nouvelle image pour la colonnette existante.
p.106	General information	Cabling pole	New image for existing cabling pole and new cabling pole for closed shared benching tables, perforated metal, open metal or combined material end panels
p.108-109	General information	Finish choices chart	Table update with new and discontinued colors.
p.110-111	General information	Typical layouts	New legs added.
p.A01-B01-C01-D01-E01-F01 and G01	Table of contents		New table of contents for each section / tab.
p.A70	Desks / Tables L-M	"D" shaped rectangular tables with "T" end panel	New products : Addition of Double "O" Techno base leg.
p.A71	Desks / Tables L-M	"D" shaped rectangular tables with "T" end panel	New products : Addition of angled metal legs
p.A72	Desks / Tables L-M	"D" shaped rectangular tables with "T" end panel	New products folded metal corner and angled metal legs.
p.A73	Desks / Tables L-M	"D" shaped rectangular tables with "T" end panel	New products : Addition of angled wood leg set.
p.A82	Desks / Tables L-M	"D" shaped rectangular tables - surface-mounted	New products : Addition of Double "O" Techno base leg.
p.A83	Desks / Tables L-M	"D" shaped rectangular tables - surface-mounted	New products : Addition of angled metal legs folded metal corner

Update summary (cont'd)

May 1st 2018 (cont'd)

PAGES	SECTION	PRODUCT	UPDATE
p.A84	Desks / Tables L-M	"D"shaped rectangular tables - surface-mounted	New products : Addition of angled metal legs : folded metal corner and angled metal legs.
p.A85	Desks / Tables L-M	"D"shaped rectangular tables - surface-mounted	New products : Addition of angled wood leg set.
p.B2 to B104	Price list	Description	Lateral filing bars are no longer in the Take off price list, refer to the Accessories price list.
p.C17	Hutches and top storage	Hutches with hinged doors	Code corrections at the bottom of the page. Metal specification box was added.
p.D37 to D41	Tables and storage / layering	Rectangular surface-mounted layering tables with "L" support	New products.
p.E18-E23-E28-E33-E38-E43-E48-E53	Tables and storage / benching	Shared benching tables - 1-sided	New products.
p.F02-F05	Screens and complements	Laminate and frosted acrylic privacy screens	Metal supports are now available in 10 metal finishes, refer to the finish choices chart.
p.F12 to F14	Screens and complements	Lateral screens	Lateral screens are now available in 10 metal finishes, refer to the finish choices chart. Screen structure is now available in 10 metal finishes, refer to the finish choices chart.
p.F15	Screens and complements	Center cap for 1-sided shared benching tables - open or with door	New products.
p.F18	Screens and complements	Center cap for shared benching tables with doors	Center caps are now available in 10 metal finishes, refer to the finish choices chart.
p.F22	Screens and complements	Stiffeners	Price adjustments.
p.G02 to G10	Electricity		Price updates from G2 to G5.
p.G12	Electricity	Cabling pole for closed shared benching tables with metal legs	New products.
p.G13	Electricity	Cabling pole for credenza or 1-sided share benching table	New drawing added.

July 11th 2018

PAGES	SECTION	PRODUCT	UPDATE
p.108	General information	Finish choices chart	Fluted edges codes have been modified. The 0 is replaced by a 3.
p.C03	Hutches and top storage	Hutches with hinged doors	In the specify section at the bottom of the page, the Key locks description has been updated.
p.D40-D41	Tables and storage / layering	Rectangular surface-mounted layering tables with "L" support (angled wood legs)	A space to specify the finish for the wood legs has been added in the specify section at the bottom of the page.
p.74, B81 to B83	Storage	2-way cabinets	Width correction.

Update summary (cont'd)

January 15th 2019

PAGES	SECTION	PRODUCT	UPDATE
		Conditions & Guarantees	Conditions & guarantees have been removed from the Accessories price list. Please refer to the Artopex Warranty Guide in effect at artopex.com in the Member Zone / Documentation section.
p.B11-B12	Storage	Single cabinets.	New dimensions available.
p.B55	Storage	Single door cabinets with shelves - left.	New dimensions available.
p.B58	Storage	Single door cabinets with shelves - right.	New dimensions available.
p.B61	Storage	Single door cabinets with wardrobe - left.	New dimensions available.
p.B63	Storage	Single door cabinets with wardrobe - right.	New dimensions available.
p.F18	Screens and complements	Accessory bar	Price correction, USA only.
p.G09	Electricity	Wall and ground power connector.	Code correction.

March 15th 2019

PAGES	SECTION	PRODUCT	UPDATE
p.79	General information	Tackboard	Round tackboard have been discontinued.

June 17th 2019

PAGES	SECTION	PRODUCT	UPDATE
p.107	General information	Finish choices chart	Added two new pulls.
p.108-109	General information	Finish choices chart	New chart.
p.117-119	General information	Typical layouts	Price correction (USA only).
p.A27	Desks / Tables L-M	Closed reception desks with curved countertop (left pedestal)	Price correction (QC & CAN).
p.A30	Desks / Tables L-M	Closed reception desks with curved countertop (right pedestal)	Price correction (QC & CAN).
p.A51	Desks / Tables L-M	90° extended corner tables	Price correction (QC & CAN).
p.B94	Storage	Support pedestals in metal	5% price increase (USA only).
p.C03	Hutches and top storage	Hutches with hinged doors	Price correction for keylock option (USA only).

*Designing, manufacturing, advising,
planning and supporting: that's the art that
distinguishes our purpose at Artopex.*



ARTOPEX
Head Office
artopex.com

800 Vadnais Street
Granby, QC, Canada J2J 1A7
T 1 800 378 0189