

# NANO



## USA price list

Effective December 1<sup>st</sup> 2007

**UPDATE** - March 15<sup>th</sup> 2019  
Summary updates - p.93

**artopex**<sup>®</sup>



## interactive links

index, page tabs & page references

→ document optimized for single page view

- VISUAL INDEX 04

---
  
- GENERAL INFORMATION 12

---

  - system components 12
  - screen configurations 13
  - general specifications 14
    - compatibility 16
    - supports 20
    - support pedestal 21
    - countertops 22
  - accessories and complements 22
  - finishes – panels and other 23
  - finish choices chart 24
  - specification examples 26
  - typical layouts 28
  
- SCREENS – PANELS 31

---
  
- CONNECTORS 55

---
  
- SURFACES 63

---
  
- SUPPORTS 89

---
  
- COMPLEMENTS 92

---

**FLOOR PANEL 66" H. - SINGLE CONFIGURATION (1 SECTION)** 31

- P6648-6
- P6642-6
- P6636-6
- P6630-6
- P6624-6
- P6621-6
- P6618-6



**FLOOR PANEL 66" H. - MULTIPLE CONFIGURATIONS (3 SECTIONS)** 35

- P6648-256
- P6642-256
- P6636-256
- P6630-256
- P6624-256
- P6621-256
- P6618-256



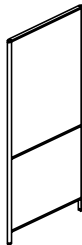
**FLOOR PANEL 50" H. - SINGLE CONFIGURATION (1 SECTION)** 40

- P5060-5
- P5054-5
- P5048-5
- P5042-5
- P5036-5
- P5030-5
- P5024-5
- P5021-5
- P5018-5



**FLOOR PANEL 66" H. - MULTIPLE CONFIGURATIONS (2 SECTIONS)** 32

- P6648-26
- P6642-26
- P6636-26
- P6630-26
- P6624-26
- P6621-26
- P6618-26



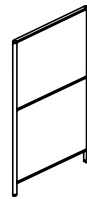
**FLOOR PANEL 66" H. - MULTIPLE CONFIGURATIONS (4 SECTIONS)** 36

- P6648-2346
- P6642-2346
- P6636-2346
- P6630-2346
- P6624-2346
- P6621-2346
- P6618-2346



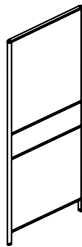
**FLOOR PANEL 50" H. - MULTIPLE CONFIGURATIONS (2 SECTIONS)** 41

- P5060-25
- P5054-25
- P5048-25
- P5042-25
- P5036-25
- P5030-25
- P5024-25
- P5021-25
- P5018-25



**FLOOR PANEL 66" H. - MULTIPLE CONFIGURATIONS (3 SECTIONS)** 33

- P6648-236
- P6642-236
- P6636-236
- P6630-236
- P6624-236
- P6621-236
- P6618-236



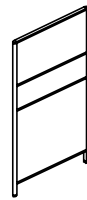
**FLOOR PANEL 66" H. - MULTIPLE CONFIGURATIONS (4 SECTIONS)** 37

- P6648-2356
- P6642-2356
- P6636-2356
- P6630-2356
- P6624-2356
- P6621-2356
- P6618-2356



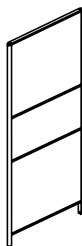
**FLOOR PANEL 50" H. - MULTIPLE CONFIGURATIONS (3 SECTIONS)** 42

- P5060-235
- P5054-235
- P5048-235
- P5042-235
- P5036-235
- P5030-235
- P5024-235
- P5021-235
- P5018-235



**FLOOR PANEL 66" H. - MULTIPLE CONFIGURATIONS (3 SECTIONS)** 34

- P6648-246
- P6642-246
- P6636-246
- P6630-246
- P6624-246
- P6621-246
- P6618-246



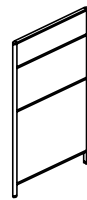
**FLOOR PANEL 66" H. - MULTIPLE CONFIGURATIONS (4 SECTIONS)** 38

- P6648-2456
- P6642-2456
- P6636-2456
- P6630-2456
- P6624-2456
- P6621-2456
- P6618-2456



**FLOOR PANEL 50" H. - MULTIPLE CONFIGURATIONS (3 SECTIONS)** 43

- P5060-245
- P5054-245
- P5048-245
- P5042-245
- P5036-245
- P5030-245
- P5024-245
- P5021-245
- P5018-245



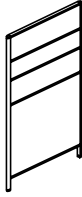
**FLOOR PANEL 66" H. - MULTIPLE CONFIGURATIONS (5 SECTIONS)** 39

- P6648-23456
- P6642-23456
- P6636-23456
- P6630-23456
- P6624-23456
- P6621-23456
- P6618-23456



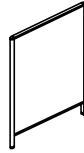
**FLOOR PANEL 50" H. - MULTIPLE CONFIGURATIONS (4 SECTIONS) 44**

- P5060-2345
- P5054-2345
- P5048-2345
- P5042-2345
- P5036-2345
- P5030-2345
- P5024-2345
- P5021-2345
- P5018-2345



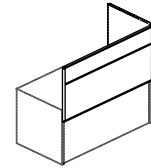
**FLOOR PANEL 36" H. - SINGLE CONFIGURATION (1 SECTION) 48**

- P3672-3
- P3666-3
- P3660-3
- P3654-3
- P3648-3
- P3642-3
- P3636-3
- P3630-3
- P3624-3
- P3621-3
- P3618-3



**FREESTANDING FURNITURE-ATTACHED PANEL 50" H - MULTIPLE CONFIGURATIONS (2 SECTIONS) 51**

- Pi2772-45
- Pi2766-45
- Pi2760-45
- Pi2754-45
- Pi2748-45
- Pi2742-45
- Pi2736-45
- Pi2730-45
- Pi2724-45
- Pi2721-45
- Pi2718-45



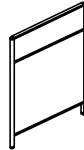
**FLOOR PANEL 42" H. - SINGLE CONFIGURATION (1 SECTION) 45**

- P4272-4
- P4266-4
- P4260-4
- P4254-4
- P4248-4
- P4242-4
- P4236-4
- P4230-4
- P4224-4
- P4221-4
- P4218-4



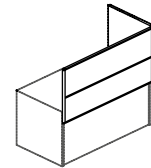
**FLOOR PANEL 36" H. - MULTIPLE CONFIGURATIONS (2 SECTIONS) 49**

- P3672-23
- P3666-23
- P3660-23
- P3654-23
- P3648-23
- P3642-23
- P3636-23
- P3630-23
- P3624-23
- P3621-23
- P3618-23



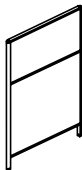
**FREESTANDING FURNITURE-ATTACHED PANEL 50" H - MULTIPLE CONFIGURATIONS (2 SECTIONS) 52**

- Pi2772-35
- Pi2766-35
- Pi2760-35
- Pi2754-35
- Pi2748-35
- Pi2742-35
- Pi2736-35
- Pi2730-35
- Pi2724-35
- Pi2721-35
- Pi2718-35



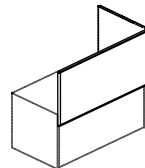
**FLOOR PANEL 42" H. - SINGLE CONFIGURATION (2 SECTIONS) 46**

- P4272-24
- P4266-24
- P4260-24
- P4254-24
- P4248-24
- P4242-24
- P4236-24
- P4230-24
- P4224-24
- P4221-24
- P4218-24



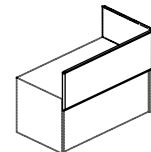
**FREESTANDING FURNITURE-ATTACHED PANEL 50" H. - SINGLE CONFIGURATION (1 SECTION) 50**

- Pi2772-5
- Pi2766-5
- Pi2760-5
- Pi2754-5
- Pi2748-5
- Pi2742-5
- Pi2736-5
- Pi2730-5
- Pi2724-5
- Pi2721-5
- Pi2718-5



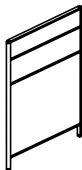
**FREESTANDING FURNITURE-ATTACHED PANEL 42" H. - SINGLE CONFIGURATION (1 SECTION) 53**

- Pi1972-4
- Pi1966-4
- Pi1960-4
- Pi1954-4
- Pi1948-4
- Pi1942-4
- Pi1936-4
- Pi1930-4
- Pi1924-4
- Pi1921-4
- Pi1918-4



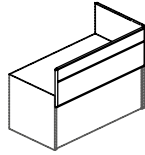
**FLOOR PANEL 42" H. - MULTIPLE CONFIGURATIONS (3 SECTIONS) 47**

- P4272-234
- P4266-234
- P4260-234
- P4254-234
- P4248-234
- P4242-234
- P4236-234
- P4230-234
- P4224-234
- P4221-234
- P4218-234



**FREESTANDING FURNITURE-ATTACHED  
PANEL 42" H. - MULTIPLE CONFIGURATIONS  
(2 SECTIONS) 54**

- Pi1972-34
- Pi1966-34
- Pi1960-34
- Pi1954-34
- Pi1948-34
- Pi1942-34
- Pi1936-34
- Pi1930-34
- Pi1924-34
- Pi1921-34
- Pi1918-34



**90° FULL-HEIGHT CONNECTORS 55**

- POC9066
- POC9050
- POC9042
- POC9036



**120° FULL-HEIGHT CONNECTORS 55**

- POC12066
- POC12050
- POC12042
- POC12036



**FURNITURE-ATTACHED PANELS  
CONNECTORS 55**

- POiC9027
- POiC9019



**WALL ADAPTOR 56**

- WAC



**VERTICAL PROFILE  
FOR CABLING POLE - 120" H. 56**

- EP22
- EP23



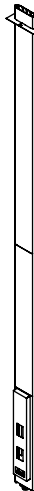
**6" CABLING POLE - 120" H. 56**

- EPE16



**6" CABLING POLE FOR ELECTRICAL  
HARNESS - 120" H. 57**

- EPEH16



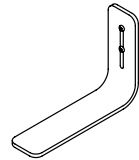
**6" FILLERS - 36-42-50-66" H. 57**

- EPF1666
- EPF1650
- EPF1642
- EPF1636



**STABILIZER FOOT KIT 57**

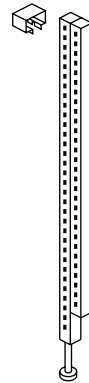
- PSTAB



**HYBRID ASSEMBLY NANO PANEL  
WITH UNI-T PANELS  
N2 SERIES (ROUNDED) 58**

- C82N
- C66N
- C50N
- C42N
- C34N

- CE40N
- CE32N
- CE24N
- CE16N
- CE08N



**HYBRID VERTICAL CONNECTOR  
COVERS FOR NANO PANEL WITH UNI-T  
PANELS - N2 SERIES (ROUNDED) 59**

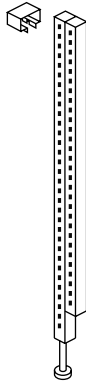
- C82TCN
- C66TCN
- C50TCN
- C42TCN
- C34TCN

- C48TCN
- C40TCN
- C32TCN
- C24TCN
- C16TCN
- C08TCN



**HYBRID CONNECTOR FOR NANO  
PANEL WITH UNI-T PANELS  
N7 SERIES (SQUARE)** 60

- C82N
- C66N
- C50N
- C42N
- C34N



**HYBRID CONNECTOR FOR NANO  
PANEL WITH UNI-T PANELS -  
N7 SERIES (SQUARE)** 61

- C82TCN
- C66TCN
- C50TCN
- C48TCN
- C34TCN




**UNI-T / NANO HYBRID FASTENERS  
N2 AND N7 SERIES** 61

GNU2



**VERTICAL CAPS, BRIDE CONNECTORS  
AND CAP-HYBRID CONNECTION  
ON TAKE OFF SYSTEM** 62

PECN180



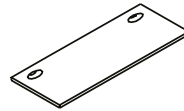
**TAKE OFF SYSTEM / NANO HYBRID  
FASTENERS** 63

GNT2



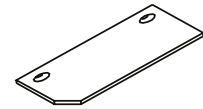
**RECTANGULAR SURFACES** 64

- SSi3672
- SSi3666
- SSi3660
- SSi3654
- SSi3648
- SSi3072
- SSi3066
- SSi3060
- SSi3054
- SSi3048
- SSi3042
- SSi3036
- SSi3030
- SSi3024
- SSi2472
- SSi2466
- SSi2460
- SSi2454
- SSi2448
- SSi2442
- SSi2436
- SSi2430
- SSi2424
- SSi2172
- SSi2166
- SSi2160
- SSi2154
- SSi2148
- SSi2142
- SSi2136
- SSi2130
- SSi2124
- SSi1872
- SSi1866
- SSi1860
- SSi1854
- SSi1848
- SSi1842
- SSi1836
- SSi1830
- SSi1824

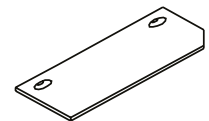


**ANGLE-NOTCHED  
SURFACES** 65

- SSN243072
- SSN243066
- SSN243060
- SSN243054
- SSN243048
- SSN243042
- SSN243036
- SSN243030
- SSN182472
- SSN182466
- SSN182460
- SSN182454
- SSN182448
- SSN182442
- SSN182436
- SSN182430

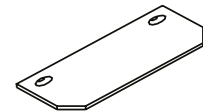


- SSN302472
- SSN302466
- SSN302460
- SSN302454
- SSN302448
- SSN302442
- SSN302436
- SSN302430
- SSN241872
- SSN241866
- SSN241860
- SSN241854
- SSN241848
- SSN241842
- SSN241836
- SSN241830



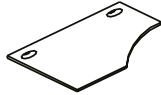
**ANGLE-NOTCHED  
SURFACES** 66

- SSND243072
- SSND243066
- SSND243060
- SSND243054
- SSND243048
- SSND243042
- SSND243036
- SSND243030
- SSND182472
- SSND182466
- SSND182460
- SSND182454
- SSND182448
- SSND182442
- SSND182436
- SSND182430

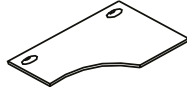


**CONNECTING SURFACES 67**

SSV36247224  
 SSV36246624  
 SSV36246024  
 SSV30187221  
 SSV30187218  
 SSV30186621  
 SSV30186618  
 SSV30186021  
 SSV30186018  
 SSV30184821  
 SSV30184818  
 SSV24184218

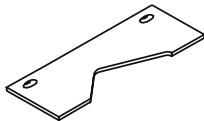


SSV24367224  
 SSV24366624  
 SSV24366024  
 SSV18307221  
 SSV18307218  
 SSV18306621  
 SSV18306618  
 SSV18306021  
 SSV18306018  
 SSV18304821  
 SSV18304818  
 SSV18244218

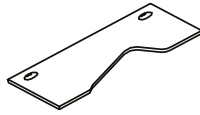


**NOTCHED SURFACES 68**

SSSEL3072  
 SSSEL3066  
 SSSEL3060

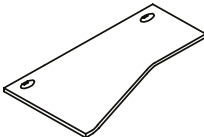


SSSER3072  
 SSSER3066  
 SSSER3060

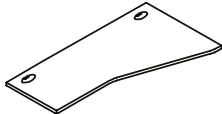


**"COCKPIT" SURFACES 69**

SSCK362472  
 SSCK362466  
 SSCK362460

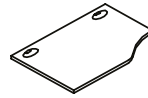


SSCK243672  
 SSCK243666  
 SSCK243660



**DUAL-DEPTH SURFACES (LEFT) 70**

SSW302472  
 SSW302466  
 SSW302460  
 SSW302454  
 SSW302448  
 SSW302442  
 SSW302436  
 SSW302430  
 SSW302424



SSW241872  
 SSW241866  
 SSW241860  
 SSW241854  
 SSW241848  
 SSW241842  
 SSW241836  
 SSW241830  
 SSW241824

SSW211872  
 SSW211866  
 SSW211860  
 SSW211854  
 SSW211848  
 SSW211842  
 SSW211836  
 SSW211830  
 SSW211824

**DUAL-DEPTH SURFACES (RIGHT) 71**

SSW243072  
 SSW243066  
 SSW243060  
 SSW243054  
 SSW243048  
 SSW243042  
 SSW243036  
 SSW243030  
 SSW243024

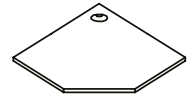


SSW182472  
 SSW182466  
 SSW182460  
 SSW182454  
 SSW182448  
 SSW182442  
 SSW182436  
 SSW182430  
 SSW182424

SSW182172  
 SSW182166  
 SSW182160  
 SSW182154  
 SSW182148  
 SSW182142  
 SSW182136  
 SSW182130  
 SSW182124

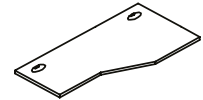
**CORNER SURFACES 90° (SYMETRIC WITH STRAIGHT INTERIOR ACCESS) 72**

SCS3048  
 SCS3042  
 SCS2448  
 SCS2442  
 SCS2436  
 SCS1836

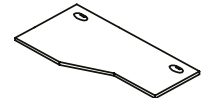


**CORNER SURFACES 90° WITH STRAIGHT INTERIOR ACCESS (EXTENDED) 72**

SCS24247236  
 SCS24246636  
 SCS24246036  
 SCS21217236  
 SCS21216636  
 SCS21216036



SCS24243672  
 SCS24243666  
 SCS24243660  
 SCS21213672  
 SCS21213666  
 SCS21213660




**CORNER SURFACES 120° 73**

SCV3030  
 SCV2430



**CORNER SURFACES 90° (SYMMETRICAL WITH CURVED INTERIOR ACCESS) 73**

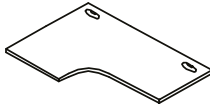
SCO30304848  
 SCO30244848  
 SCO24304848  
 SCO24244848  
 SCO24244242  
 SCO24243636  
 SCO18183636





**CORNER SURFACES 90° (RIGHT EXTENDED WITH CURVED INTERIOR ACCESS)** 74

SCO30304872  
SCO30304866  
SCO30304860  
SCO30304854




SCO30244872  
SCO30244866  
SCO30244860  
SCO30244854  
SCO30244272  
SCO30244266  
SCO30244260  
SCO30244254  
SCO30244248

SCO24304872  
SCO24304866  
SCO24304860  
SCO24304854

SCO24244872  
SCO24244866  
SCO24244860  
SCO24244854  
SCO24244272  
SCO24244266  
SCO24244260  
SCO24244254  
SCO24244248

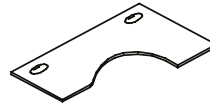
**CORNER SURFACES 90° (LEFT EXTENDED WITH CURVED INTERIOR ACCESS)** 75

SCO30307248  
SCO30306648  
SCO30306048  
SCO30305448  
SCO30247248  
SCO30246648  
SCO30246048  
SCO30245448  
SCO24307248  
SCO24307242  
SCO24306648  
SCO24306642  
SCO24306048  
SCO24306042  
SCO24305448  
SCO24305442  
SCO24304842  
SCO24247248  
SCO24247242  
SCO24246648  
SCO24246642  
SCO24246048  
SCO24246042  
SCO24245448  
SCO24245442  
SCO24244842

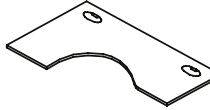


**CORNER SURFACES 90° (ERGONOMIC INTERIOR ACCESS)** 76

SCE24187236  
SCE24186636  
SCE24186036

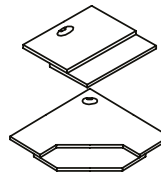


SCE18243672  
SCE18243666  
SCE18243660



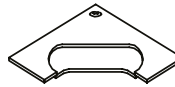
**BI-LEVEL SURFACES WITH FIXED SHELF** 77

SSBL3030



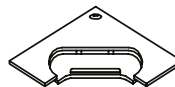
SCBL3048  
SCBL2442  
SCBL2436

SCFL2448  
SCFL1842



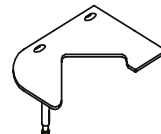
**BI-LEVEL CORNER SURFACES 90° WITH ADJUSTABLE SHELF** 78

SCAL2448  
SCAL1842

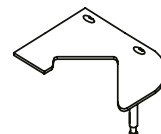


**CORNER SURFACES WITH ROUNDED EXTENSION** 79

SCPL4866  
SCPL4860  
SCPL4266  
SCPL4260

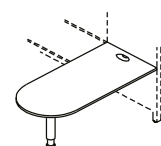


SCPR4866  
SCPR4860  
SCPR4266  
SCPR4260



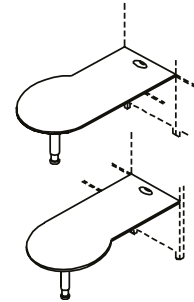
**D-SHAPED TABLES** 79

SDSS3672  
SDSS3666  
SDSS3072  
SDSS3066  
SDSS3060  
SDSS3048



**P-SHAPED TABLES** 80

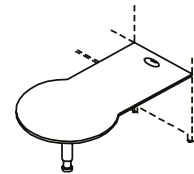
SSPL364272  
SSPL303672  
SSPL303666  
SSPL303660



SSPR364272  
SSPR303672  
SSPR303666  
SSPR303660

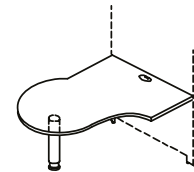
**Q-SHAPED TABLES** 80

SSQS304272  
SSQS304260



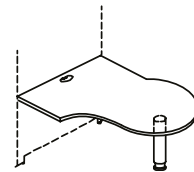
**PL-SHAPED TABLES** 81

SSPLL487224  
SSPLL487218  
SSPLL486624  
SSPLL486618  
SSPLL486024  
SSPLL486018



SSPLL427224  
SSPLL427218  
SSPLL426624  
SSPLL426618  
SSPLL426024  
SSPLL426018

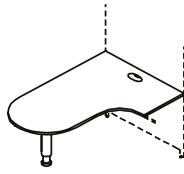
SSPLR487224  
SSPLR487218  
SSPLR486624  
SSPLR486618  
SSPLR486024  
SSPLR486018



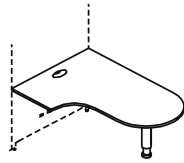
SSPLR427224  
SSPLR427218  
SSPLR426624  
SSPLR426618  
SSPLR426024  
SSPLR426018

### L-SHAPED TABLES 82

SSLSL487224  
 SSLSL486624  
 SSLSL486024  
 SSLSL427224  
 SSLSL426624  
 SSLSL426024

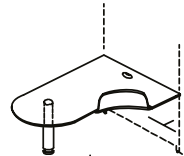


SSLSR487224  
 SSLSR486624  
 SSLSR486024  
 SSLSR427224  
 SSLSR426624  
 SSLSR426024

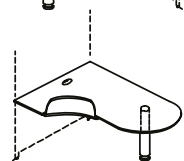


### L-SHAPED TABLES WITH FIXED SHELF 83

SSLBL487224  
 SSSLB486624

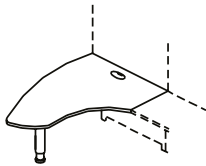


SSLBR487224  
 SSSLB486624

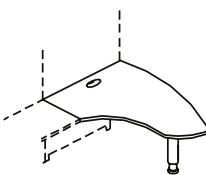


### "SHARK" TABLES 84

SSHL427224  
 SSSL426624  
 SSSL426618  
 SSSL426018  
 SSSL366618  
 SSSL366018

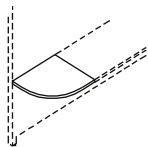


SSHR427224  
 SSSL426624  
 SSSL426618  
 SSSL426018  
 SSSL366618  
 SSSL366018

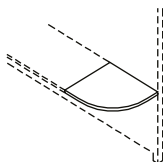


### TRANSITION EXTENSIONS 85

SSXL3030  
 SSXL3024  
 SSXL2430  
 SSXL2424

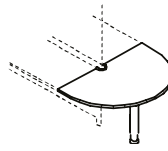


SSXR3030  
 SSXR3024  
 SSXR2430  
 SSXR2424



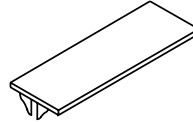
### SHARED CONFERENCE SURFACES 85

SSXC61  
 SSXC49

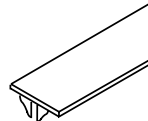


### COUNTER TOPS 86

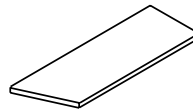
SCTi72  
 SCTi66  
 SCTi60  
 SCTi54  
 SCTi48  
 SCTi42  
 SCTi36  
 SCTi30  
 SCTi24



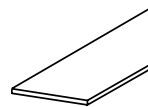
SCTiV72  
 SCTiV66  
 SCTiV60  
 SCTiV54  
 SCTiV48  
 SCTiV42  
 SCTiV36  
 SCTiV30  
 SCTiV24



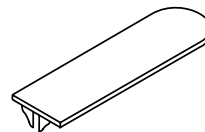
SCTVi72  
 SCTVi66  
 SCTVi60  
 SCTVi54  
 SCTVi48  
 SCTVi42  
 SCTVi36  
 SCTVi30  
 SCTVi24



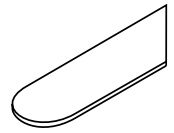
SCTV1572  
 SCTV1566  
 SCTV1560  
 SCTV1554  
 SCTV1548  
 SCTV1542  
 SCTV1536  
 SCTV1530  
 SCTV1524



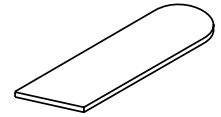
SCTU72  
 SCTU66  
 SCTU60  
 SCTU54  
 SCTU48  
 SCTU42  
 SCTU36  
 SCTU30  
 SCTU24



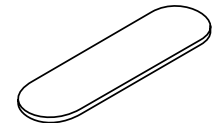
SCTUV72  
 SCTUV66  
 SCTUV60  
 SCTUV54  
 SCTUV48  
 SCTUV42  
 SCTUV36  
 SCTUV30  
 SCTUV24



SCTVU72  
 SCTVU66  
 SCTVU60  
 SCTVU54  
 SCTVU48  
 SCTVU42  
 SCTVU36  
 SCTVU30  
 SCTVU24

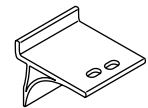


SCTO72  
 SCTO66  
 SCTO60  
 SCTO54  
 SCTO48  
 SCTO42  
 SCTO36  
 SCTO30  
 SCTO24



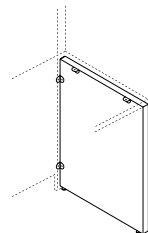
### NANO SUPPORT 89

SSUN



### 28" HIGH FULL FLOOR SUPPORTS 89

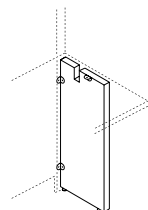
SSUL2836  
 SSUL2830  
 SSUL2824  
 SSUL2821  
 SSUL2818



SSUR2836  
 SSUR2830  
 SSUR2824  
 SSUR2821  
 SSUR2818

### 28" HIGH RECESSED FLOOR SUPPORTS 89

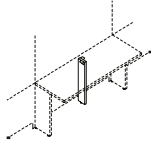
SSUL2811



SSUR2811

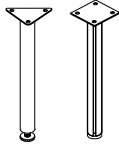
**INTERMEDIATE SUPPORT 90**

SSUPi28



**METAL LEGS 90**


LE291E



LET291-CL

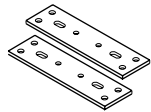
**WHITE BOARD (MAGNETIC) 92**

ASWB1117



**JUNCTION PLATES 90**

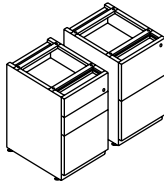
FJP2



**SUPPORT PEDESTALS (LAMINATE) 91**

FP30UUF  
FP24UUF

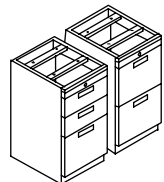
FP30FF  
FP24FF



**SUPPORT PEDESTALS (METAL) 91**

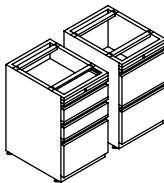
FP45-30-6612  
FP45-24-6612

FP45-30-1212  
FP45-24-1212



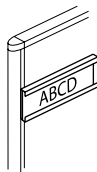
FP47-30-6612  
FP47-24-6612

FP47-30-1212  
FP47-24-1212



**SIGNAGE MODULE 92**

ASTAG



## SYSTEM COMPONENTS

### SCREEN

The Nano panel is comprised of an anodized aluminum structure framed in one or more sections. These sections can be specified in different materials: thermally fused laminate, fabric, acrylic, whiteboard or tackboard.

The panels are pre-assembled in the factory and only the finishing caps, top caps and leveling glides can be removed or adjusted (levelers = 1" adjustment) during or after installation. The sections CANNOT BE RECONFIGURED when the panel is delivered. The thickness of the panel is 1 1/4".

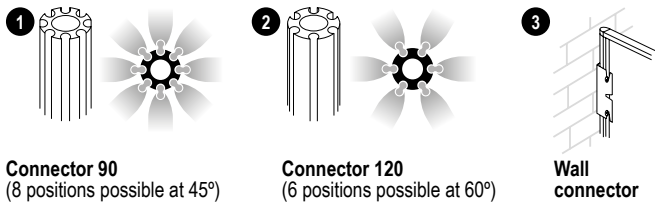
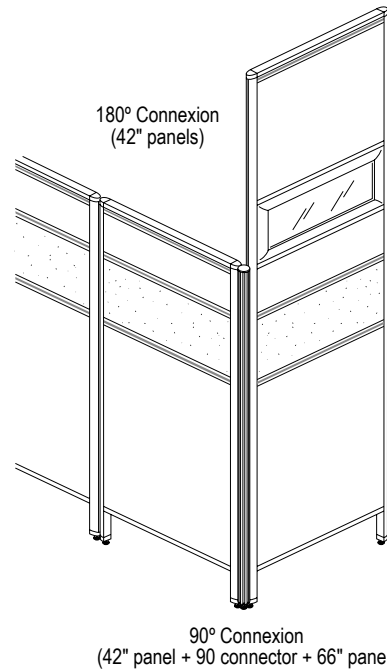
### CONNECTORS

The connectors are tubular extruded aluminum equipped with 8 or 6 channels permitting the insertion of the connecting strip joining a panel to a connector.

Three types of connectors are available to permit the panels to join together:

- 1 – The 90 connector joins panels at a 45 angle or perpendicular (90°).
- 2 – The 120 connector joins the panels at 60° or 120°.
- 3 – The wall connector is used to attach a panel to the wall.

Please note that it is not necessary to use a connector to join 2 panels at 180°. Using a connecting strip is sufficient.

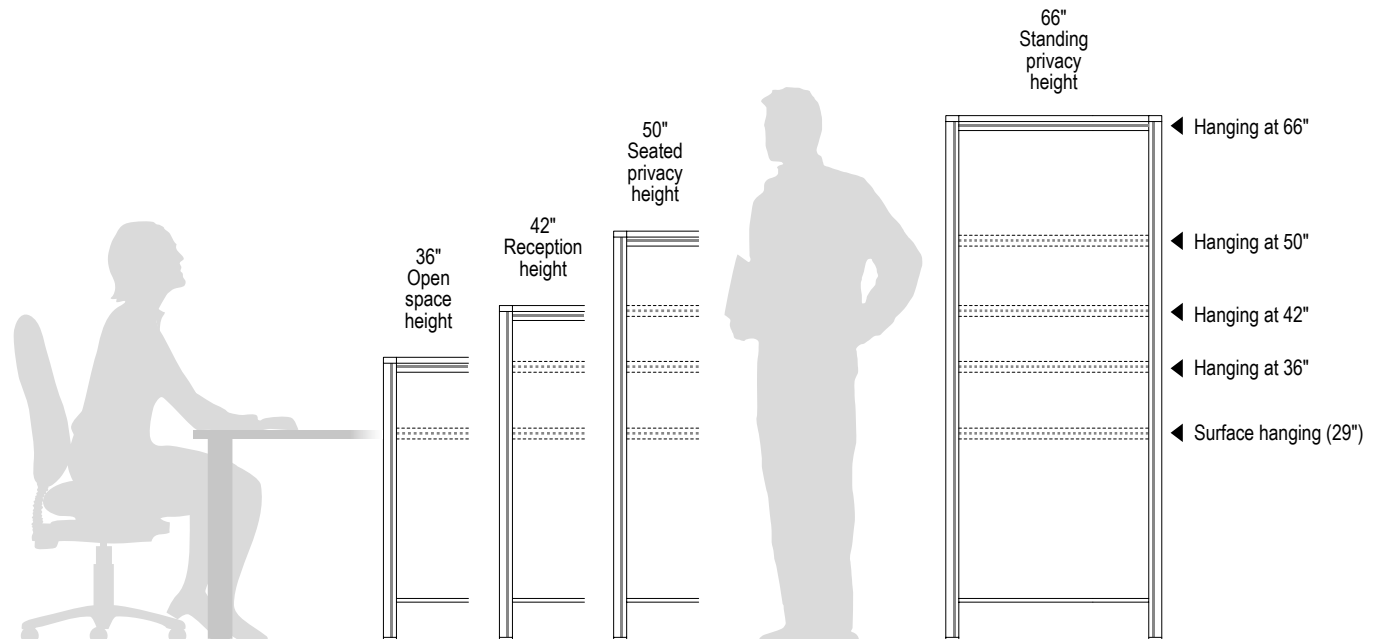


### HARDWARE

All the necessary hardware to install the panels along with their finishing components is included with the products (tools not included).

### SCREEN HEIGHT

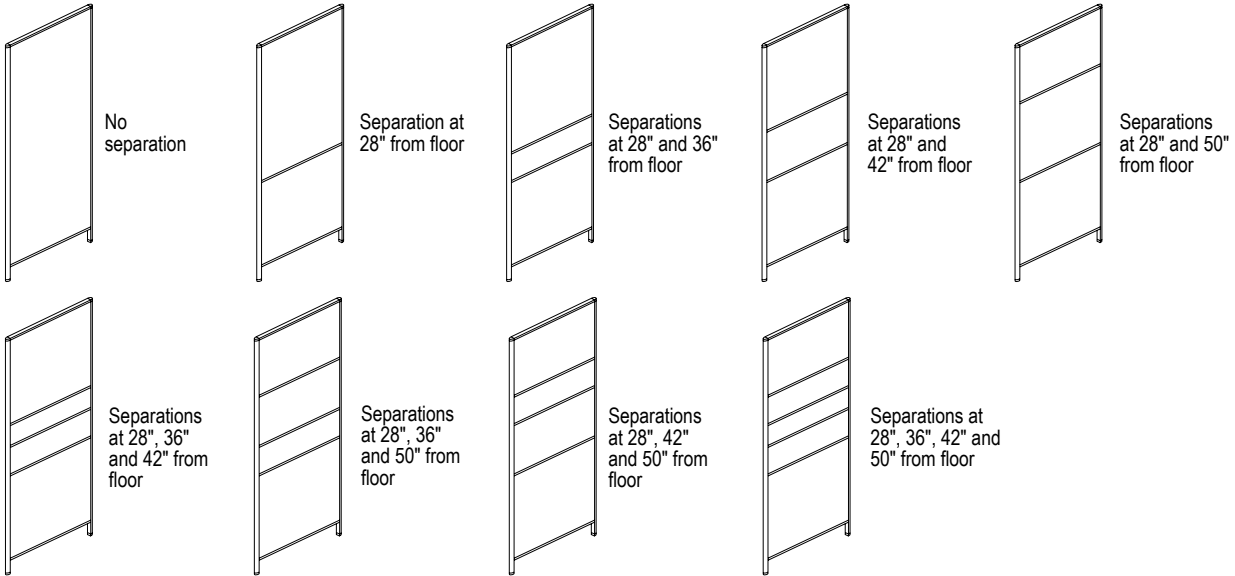
The Nano screens are available in 36", 42", 50" and 66" high. Depending on the configuration selected, the panels can be equipped with connecting strips that will allow the attachment of work surfaces (29" high) or hanging components (28", 36", 42", 50" or 60" high).



## PANEL CONFIGURATIONS

19 panel configuration possibilities are available for the freestanding panels and 5 configurations for the surface panels.

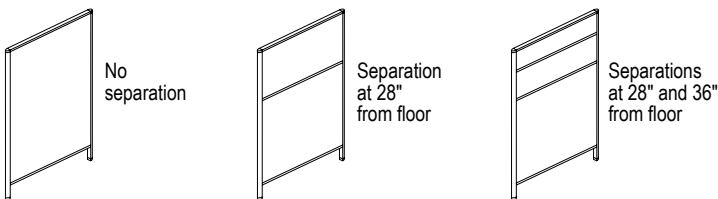
### 66" H. FREESTANDING PANELS - WIDTHS 18" TO 48" \*



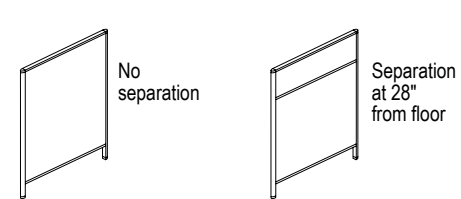
### 50" H. FREESTANDING PANELS - WIDTHS 18" TO 60" \*



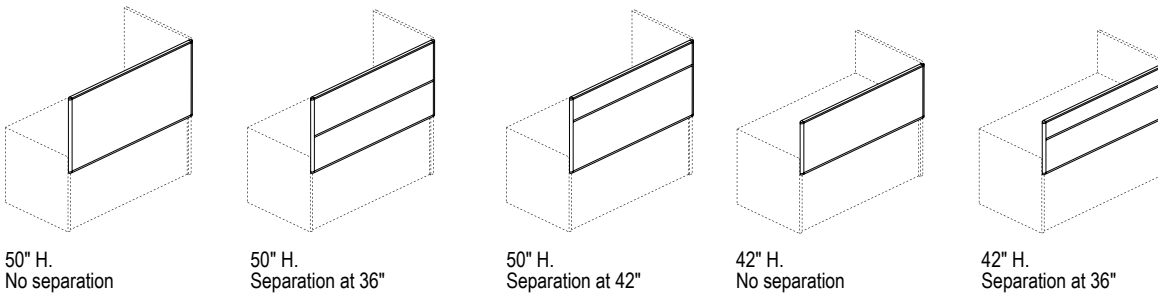
### 42" H. FREESTANDING PANELS - WIDTHS 18" TO 72" \*



### 36" H. FREESTANDING PANELS - WIDTHS 18" TO 72" \*



### SURFACE SCREENS - WIDTHS 18" TO 72" \*

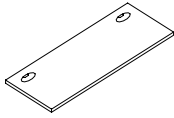


\* Certain configurations may have restrictions on width sizes depending on the height chosen, see price list.

## GENERAL SPECIFICATIONS

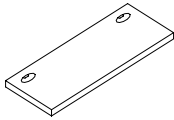
### FURNITURE SERIES

The Nano collection is comprised of 2 furniture series choices differing in their surface thickness :



#### CHARLIE (C) SERIES

Work surface thickness :  
1" (25 mm)



#### INDIA (I) SERIES

Work surface thickness :  
1½" (38 mm)

### SPECIFICATION

Workstation surfaces are made of 1" (25mm) thick pressed wood in the Charlie series and for India the thickness is 1½" (38mm). The surfaces can be ordered either in Thermally Fused Laminate (T.F.L.) or High Pressure Laminate (H.P.L.), see choice of finishes on p.24-25. Add ¼" of an inch for high pressure surfaces. Floor supports have a 1" (25mm) thickness. Nano surface dimensions are identical to the Uni-T surface dimensions, except certain conference surfaces. They also include supports (refer to price list for details).

The surface (edge band) and floor supports are made of 2.5 mm thick PVC. The edge band of the floor supports has an edge band of 2.5 mm thick PVC in assorted colors matching the finish of the laminate.

Certain components such as the sides and backs of pedestals, the front of drawers and the shelves are made of ¾" (17.5 mm) thick pressed wood with an edge band of 2.5 mm thick PVC in assorted colors matching the finish of the laminate.

This price list contains only a part of all of the storage available. Please refer to the Take Off Freestanding price list for our product line to complete your installation. Please note that storage units cannot be hung on the Nano series panels.

### HARDWARE

The knockdown products are shipped with the necessary hardware (metal inserts & screws) already attached to the furniture.

### PACKAGING

The assembled products such as storage units are shipped in boxes and do not require any assembly aside from installing levelling glides and pulls.

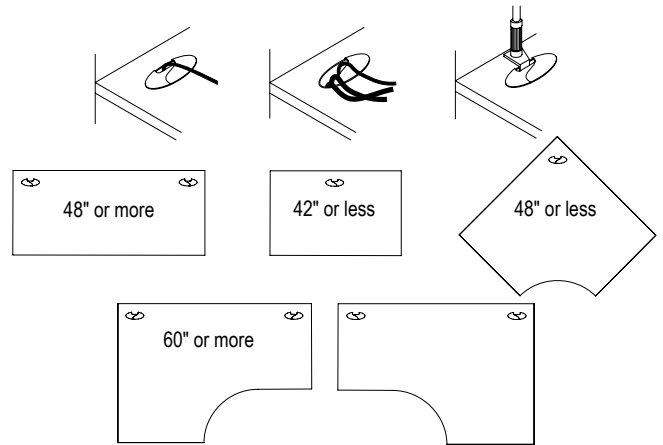
### FINISH CHOICES

Not only is there a large selection of surface and base colors, the Nano collection also offers a range of finishes for the surface edges and fronts of pedestals. A variety of pulls is also offered along with other options that are available on specific products. Refer to the current Artopex seating fabric card.

### GROMMETS

Factory installed grommets are included on work surfaces. The Artopex grommet consists of a cover that can be used in its entirety, half open or completely open. The opening allows for large caliber wiring, attachment of surface-attached lamps. Grommet finish must be specified either black (GN) or frost (GA). It is also possible to remove all the grommets on a surface by using the "NG" code, offered at no charge.

The rectangular surfaces 42" or less have one grommet in the center and those 48" and longer have two grommets one near each end. The corner surfaces have one grommet positioned in the center of the back corner unless the surface measures 60" or more. These will have two grommets on the long side near each end.



### MULTI-OUTLET

A multi-outlet can be ordered on most products. The grommet for the multi-outlet is installed in the factory but the electrical box has to be installed on site. The multi-outlet uses the space of a grommet.

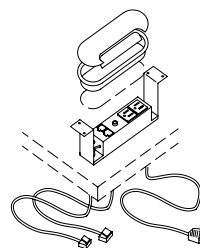
The multi-outlet has two electrical outlets with a ground 13 AMP circuit-breaker, surge suppressor, an RJ-11 outlet for telephone/modem/fax and an RJ-45 computer outlet Category 5. The multi-outlet is UL and CSA compliant.

In the "Options" section (M-Outlet), specify the placement of the multi-outlet where available, add \$159 per multi-outlet. The illustration below shows the available positions of the multi-outlet.

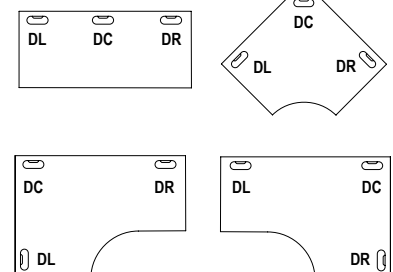


Note : When the multi-outlet is installed behind a pedestal, a 4" space is required behind the pedestal.

#### Multi-outlet positioning (option) on SURFACES



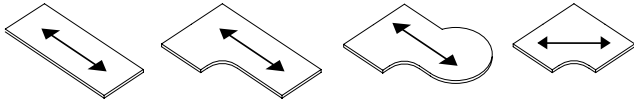
RJ-45 : 10' cord    Electric cord : 10'  
RJ-11 : 14' cord



## GENERAL SPECIFICATIONS (CONT'D)

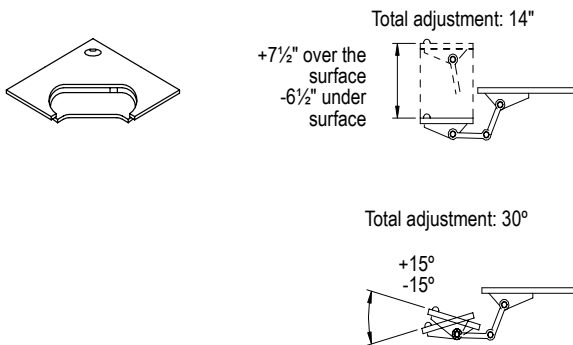
### SURFACE DIRECTIONAL WOODGRAIN

The woodgrain runs parallel with the long side of the surface where as a surface that is Symmetrical has the grain at 45°.



### CORNER SURFACE WITH ADJUSTABLE KEYBOARD

The corner surface with adjustable keyboard is equipped with a mechanism that permits the height and angle to be adjusted with the use of a locking clamp. The keyboard can be used either sitting or standing.

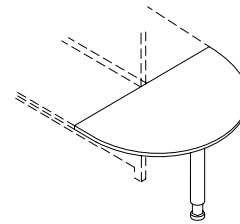


### CONVERGENT SURFACES

Convergent surfaces ("D" and "P" tables etc.) as well as conferencing surfaces are equipped with one (or 2 depending) 4" diameter metal telescopic leg(s) that has a 4" adjustable height and come(s) in 5 different colors.

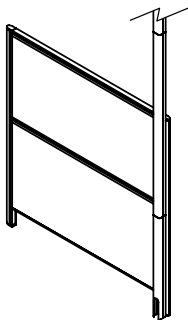
### SHARED CONFERENCE SURFACE

The shared conference surfaces shown on p.85 are designed to be used with the surface attached furniture in the Nano system. Their total width includes the 1" thickness of the Nano panel. The junction plates are included to allow the conference table to be attached to the adjoining surfaces.



## CABLE POLE

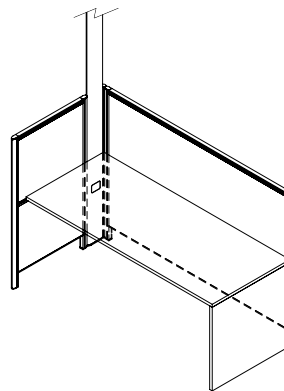
### VERTICAL PROFILE FOR CABLE POLE



This cable pole is attached along a vertical profile with 4 fasteners provided.

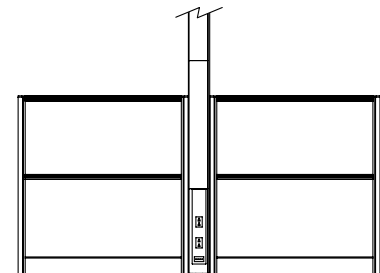


### 6" CABLE POLE

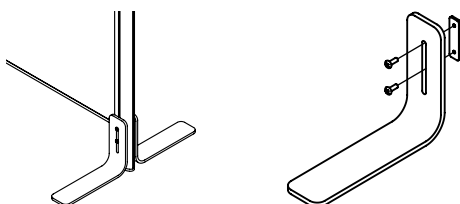


The 6" cable pole installs the same way as a Nano screen with the assembly profile included.

### 6" CABLE POLE FOR ELECTRICAL HARNESS



## STABILIZER FOOT KIT

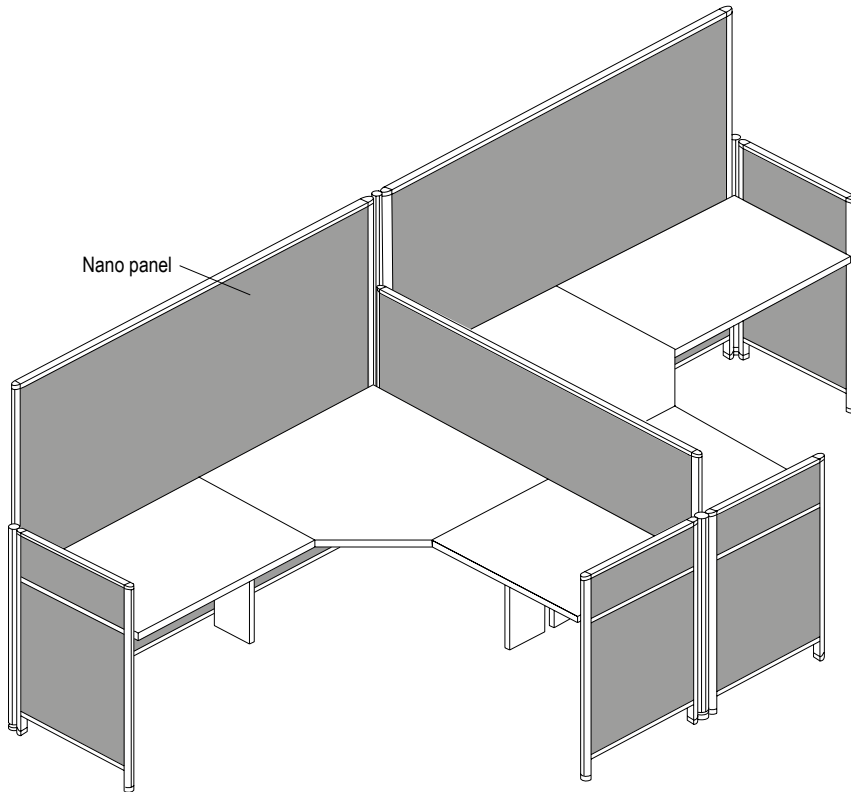


The stabilizer foot kit allows the Nano screen to be more stable. Use 2 pairs to make a screen freestanding.

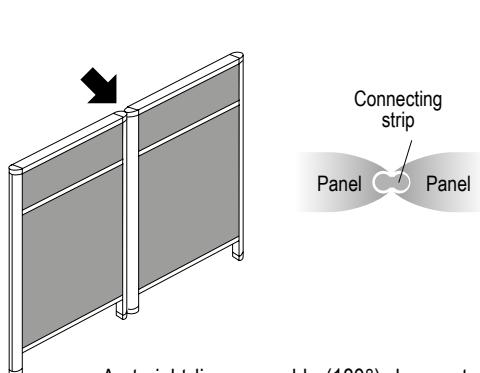
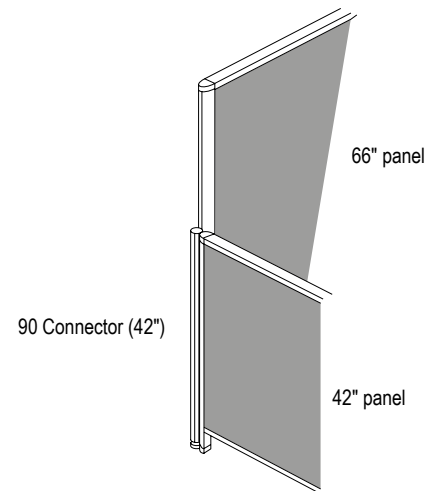
### COMPATIBILITY

#### ALL NANO COMPONENTS

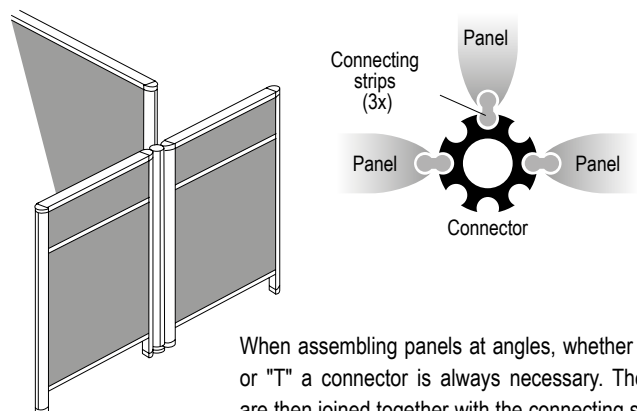
This price list is composed of a complete choice of a "Surfaces" supports and accessories that attach to the Nano panels. It is therefore possible to specify a complete layout with the different Nano products.



When the assembly of two panels of different heights is specified, the connector used can be the same height as the shorter panel.



A straight line assembly (180°) does not need an actual connector. These are joined together with the connecting strip included with the panel.



When assembling panels at angles, whether "X" or "T" a connector is always necessary. These are then joined together with the connecting strip included with the panel.

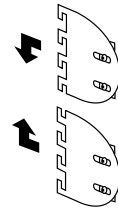
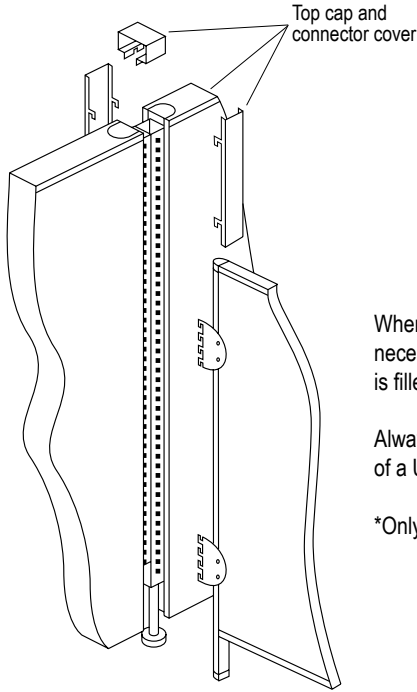
Many panels configurations are possible depending on the type of connector used (see p.12).



### COMPATIBILITY (CONT'D)

#### WITH THE UNI-T SYSTEM

It is possible to connect Nano panels with the Uni-T system. Special attaching brackets that slot into the Uni-T connectors are available in this list. We suggest that you order the brackets in the same color as the Nano panel frame.

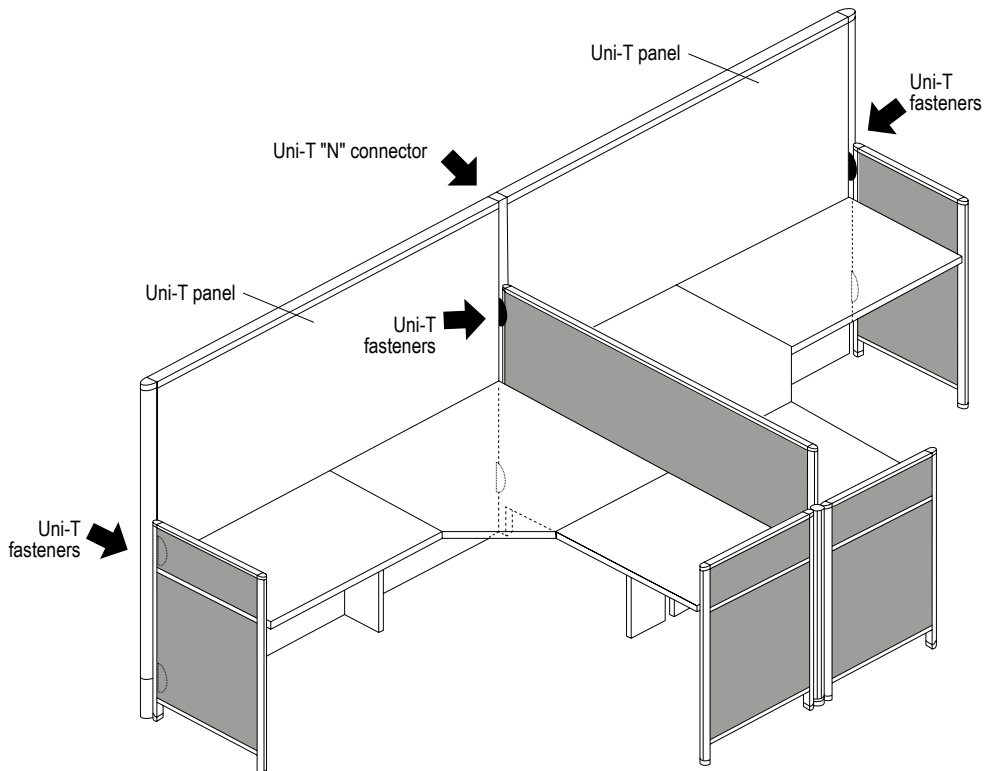


Hybrid attaching fastener kit for the Uni-T panel.  
The kit is reversible so can be used on the left or the right

When installing at the junction of 2 Uni-T panels, the space necessary to install a Nano panel at 90° is 1¼". This gap is filled with an "N" type connector.

Always use two fasteners to join a Nano panel to the connector of a Uni-T panel (at the bottom and at the top).

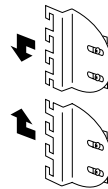
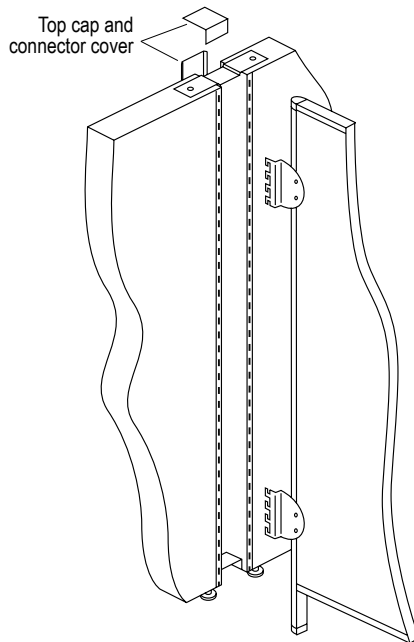
\*Only order one kit when the configuration illustrated above is used.



### COMPATIBILITY (CONT'D)

#### WITH THE TAKE OFF SYSTEM

It is possible to connect Nano panels with the Take Off System. Special attaching brackets that slot into the Take Off System connectors are available in this list. We suggest that you order the brackets in the same color as the Nano panel frame.

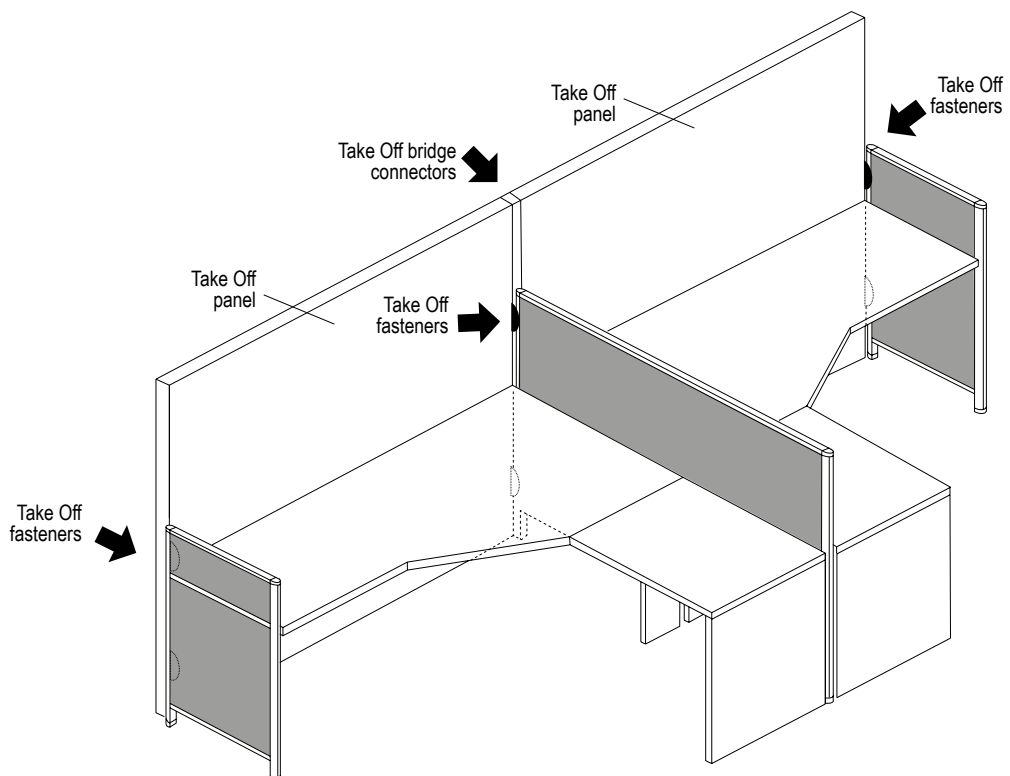


**Hybrid attaching fastener kit for the Take Off System panel.**  
The kit is reversible so can be used on the left or the right

When installing at the junction of 2 Take Off System panels, the space necessary to install a Nano panel at 90° is 1/4". This gap is filled with specially designed bridge connectors.

Always use two fasteners to join a Nano panel to a Take Off panel (at the bottom and at the top).

\*Only order one kit when the configuration illustrated above is used.



### COMPATIBILITY (CONT'D)

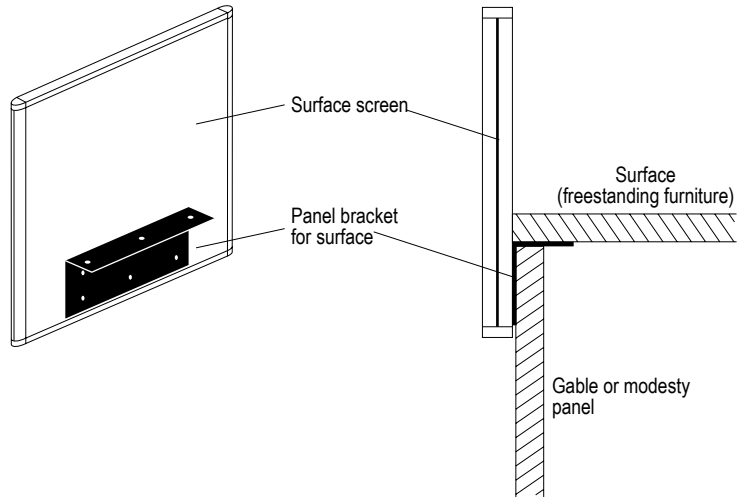
#### WITH TAKE OFF FREESTANDING FURNITURE

Privacy screens are designed to attach directly to desks and tables in the Take Off Freestanding furniture. Offered in 2 heights (privacy 42" and 50"), these screens must be installed in pairs, perpendicular to each other, or connected to the floor panels to assure rigidity.

The screens offered in this price list have precise dimensions, which means that they are exactly the dimension indicated and will fit well with the desk and table dimensions in the Take Off Freestanding series. These items add 1 1/4" to the sides of a surface.

The privacy screen is held in place by a special bracket. To assemble this screen/bracket to the underneath of the surface, you insert it between the surface and the gable or end panel which will then create a small gap (0.075").

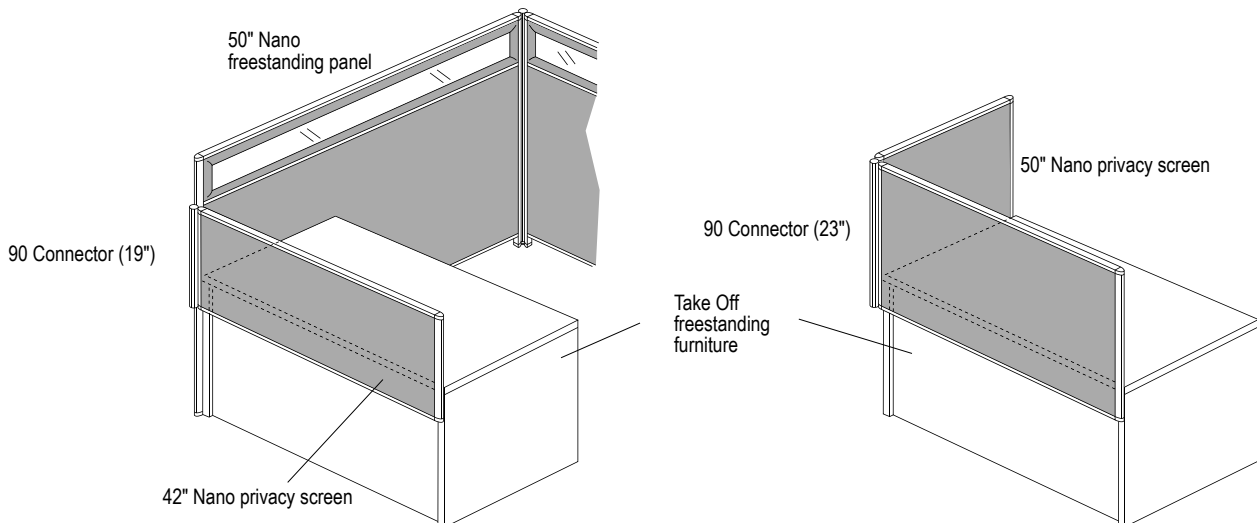
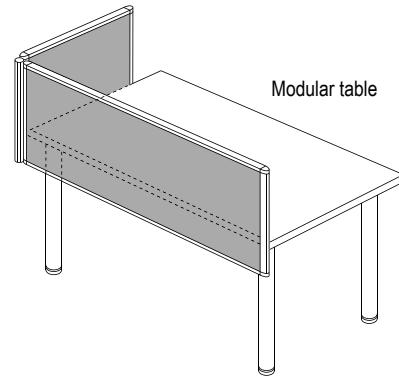
The surface screens can also be installed on tables with metal tubular legs (modular tables).



It is possible to install a privacy screen that is shorter than the surface it is being installed upon.

Privacy screen should always be installed in pairs, in a perpendicular manner (to another privacy screen or floor panel) to insure its rigidity. A 90 connector is necessary for this type of assembly. When assembling panels and privacy screens the connector used can be the same height as the height of the privacy screen (see below, illustration on left).

Nano series shelves and accessories can be installed on these panels. We do not recommend that you install storage bins on these screens, the screens are not designed to pull that amount of weight.



## SUPPORTS

The work surfaces in the Nano system come with the quantity of surface supports required to attach to the back of the panel in a station. It is necessary to separately order the additional supports required to hold up the front of the surface.

### NANO SURFACE SUPPORT

Extruded aluminum that attaches to the horizontal metal slot on the Nano panel. This support installs under the surface and allows for the surface to be installed at 29" from the floor. Certain ones are included with the surface, others need to be ordered separately.

### FLOOR SUPPORT

Made of 1" Thermally Fused Laminate, the floor support is available in different depths. Full leg (from 18" to 36") or half leg (11"). This support is attached to the vertical metal slot on a Nano panel under the work surface. Available in the "Base" laminate colors.

### TUBULAR LEG

2 models are available. Made of aluminum or steel, this leg attaches under the surface and comes with a leveling glide.

### SUPPORT PEDESTAL

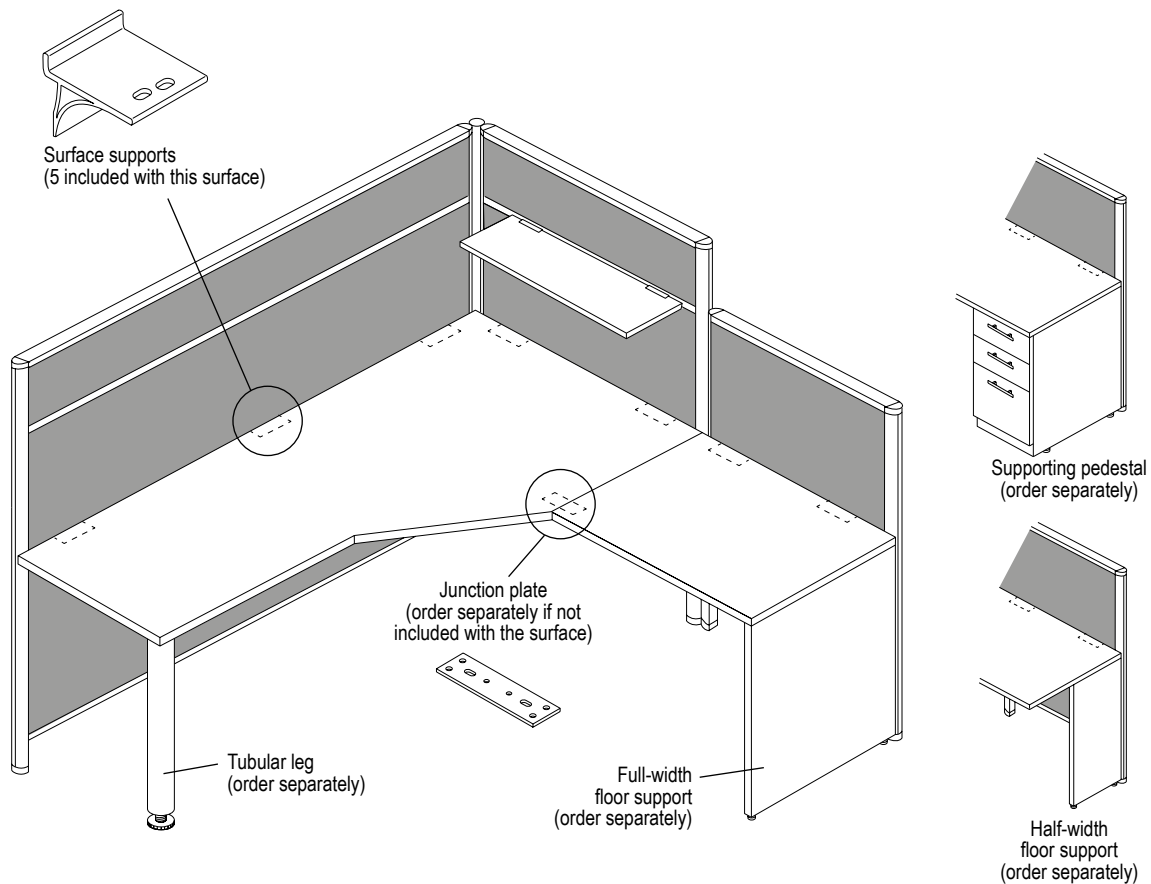
This pedestal is generally placed at the end of a surface and is attached underneath to support said surface. Available in different depths 24" and 30", it is offered in 2 or 3 drawer versions and equipped with leveling glides. Available in the "Base" laminate colors, the fronts can be ordered in a different color (see p.25). Pulls can be added and keyed alike can be requested.

### JUNCTION PLATES

The junction plate is used to join 2 juxtaposed surfaces to create solidity. Black finish.

### INTERMEDIATE LEG

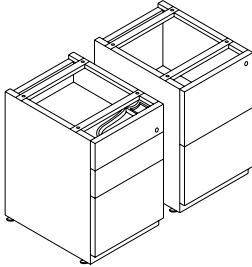
Use of the intermediate leg is recommended to hold up, at the center, surfaces 48" and longer supported by a Uni-T or Take Off System panel.



### SUPPORT PEDESTAL

#### TECHNICAL SPECIFICATIONS - LAMINATE SUPPORT PEDESTAL

The laminate support pedestal frame is composed of Thermally Fused Laminate 1 $\frac{1}{16}$ " thick. The contour of these panels (edge band) is made of 2.5mm thick PVC in assorted colors matching the finish of the laminate. Refer finishes availability (see p.24-25) and to the product description for more details.



The pedestal fills in the total depth of the surface. It is impossible to have Nano supports there.

#### FINISHES

The finishes offered are broken down into 3 categories:

- "Base" finish (applies to the sides and back of the unit)
- "Fronts" (applies to the fronts of the doors and drawers)

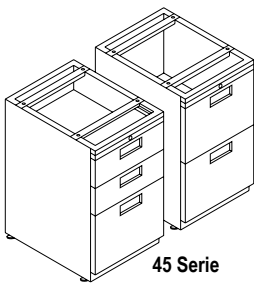
The casters, accessories and interior structural or mechanical components have a Black finish. The locks have a Chrome finish.

#### PULLS

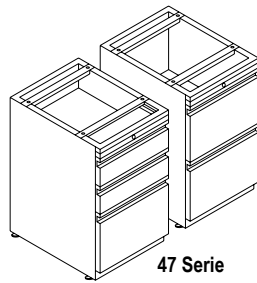
Support pedestals offer the OPTION of adding pull (\$18 per pull see price list), refer p.25, for different styles of pulls.

#### TECHNICAL SPECIFICATIONS - METAL SUPPORT PEDESTAL

The metal support pedestals are composed of 2 series, the main difference is the type of pull (central or full pull). Refer to the product description for more details.



45 Serie



47 Serie

#### FINISHES

The finishes offered in the metal pedestals are available in the current Artopex Enamel finish card. See [www.artopex.com](http://www.artopex.com)

Castors, accessories and interior structural or mechanical components have a Black finish. The locks have a Chrome finish.

#### PULLS

The metal support pedestals are offered with 2 styles of pulls depending on which series is selected (45 or 47).

- 45 series: Central pull, Aluminum finish
- 47 series: Full width pull, matching finish with pedestal

#### LOCKS

All support pedestals are equipped with a locking system of one lock in Chrome.

#### KEYED ALIKE

The option to key alike is available on all of our products that have locks, free of charge. The products requiring this need to be grouped and identified as such. Assign the code K01 for the parts in the first office, K02 for the second and so on and so forth. Unless otherwise specified, the locks will be installed at the factory with a lock number associated with K\_\_\_. Please note: Random lock numbers will be used for each order. Therefore, it is necessary to specify the key number when ordering additional keys.

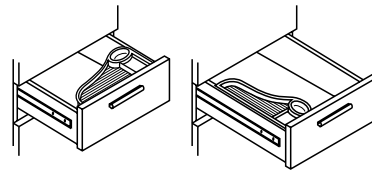
#### DRAWER SLIDES

The drawers on the storage units are equipped with a progressive slide composed of ball bearings with a total extension of 16", 18" or 22". The weight capacity for the 6" and 12" drawers are 100 pounds. All the drawer slides meet with BIFMA Standards.

#### ACCESSORIES

Laminate pedestals with a 6" drawer have a pencil tray included that can run along the front or the side of the drawer. Metal pedestals have a rectangular pencil tray.

Filing bars may be included with the 12" filing drawer or the lateral file unit. Refer to the product description in the Accessories price list for more information.



Laminate pedestal pencil tray

## COUNTERTOPS

The available sizes vary from 24" to 72" in length (in increments of 6") and have a 15" depth.

The countertops are normally 42" from the floor. It is possible to install them on all types of sections: laminate, fabric, acrylic, white board or tackboard.

The Nano countertops can also be installed on a Nano hybrid work station. Be aware the countertop can come into conflict with the Uni-T media panel. In this case, contact our Customer Service Department for a countertop of a specific length (special).

All countertops are delivered with the necessary hardware (screws, junction plates and supports). The supports hold up the countertop and attaches to the horizontal slot found in the Nano panels.

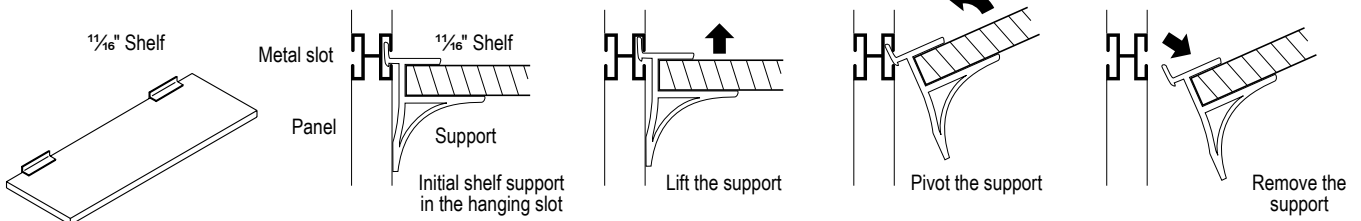


## ACCESSORIES

The Accessories price list offers a variety of hanging components that attaches to the metal hanging slot on the Nano panels or privacy screens. Equipped with supports similar to those delivered with the work surfaces. These components can be moved laterally and their positions are easily modified by simply moving them the length of the metal hanging slot because tools are not required to install them to the panels or screens.

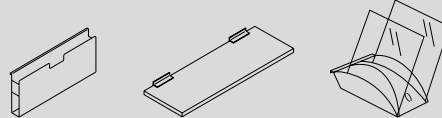
The design for the shelving bracket allows for a stable positioning that will not permit the shelf to fall. To simply remove, lift, pivot and then move laterally and remove. No hanging component can be installed directly above an acrylic screen.

Drawings below illustrate the functionality of the shelf support for the Nano panels.



### ACCESSORIES


Metal and acrylic accessories and shelves from the Accessories price list are compatible with Nano screens hanging components. Refer to the current Accessories price list for more details.



## COMPLEMENTS

### MAGNETIC MARKERBOARD

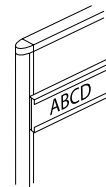
The markerboard attaches to the metal hanging slot and is made of pre-molded metal which makes the surface magnetic and with a white glossy finish that uses washable non-permanent markers (not included).



### SIGNAGE MODULE

The signage module attaches to the vertical metal slot on the Nano panel. Available in the "Metal" colors.

The size of paper that can be easily slid into place should measure 2" X 5".



### FINISHES - PANELS

#### AVAILABLE FINISHES FOR THE SECTIONS

All of the panel prices in this document are based on a construction of sections in Thermally Fused Laminate. The prices indicated in the "Adjustment Zone" are to be **added** to the laminate price. Here is the list of different options that are offered depending on the type of panels:

#### LAMINATE

The laminate section is composed of a 1" thick laminate panel available in the current Artopex laminate finish card. The woodgrain is always horizontal.

#### ADJUSTMENT ZONE

The fabric section is manufactured with 1" pressed wood covered on both sides with panel fabric selected from the current Artopex fabric card available. For other fabrics, see ordering C.O.M. below.

#### ACRYLIC

The acrylic section is composed of an anodized aluminum frame where a clear, bronze or frosted acrylic piece is inserted, depending on what is ordered. **Please note that it is NOT possible to hang accessories or shelving directly above an acrylic section.** This section has dimension limitations and is never offered as a base section.

#### MARKERBOARD

Ideal for making notes, the markerboard section is 1" thick high pressure pressed wood in glossy white (both sides) on which it is possible to write with a washable non-permanent marker (not included). Not available for a base section.

#### TACKBOARD

Section is composed of a pinable tackboard surface on both sides, covered also on both sides with Artopex panel fabric currently available. **The code must be preceded with the letter "T".** Not available for a base section.

Example : TFN04

### OTHER FINISHES

#### TRIM

Frames for Aluminum profiles for panels and screens are in anodized aluminum (O).

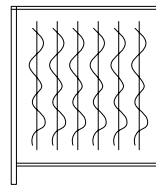
#### METAL

The Metal (3090) color applies to metal pieces included in the series.

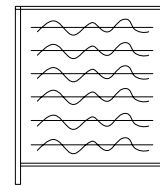
#### FABRIC DIRECTION

Fabrics are all installed in a specific direction. Unless otherwise specified, the fabric is installed with the height of the panel and screens (see drawing). The fabric on panels that are 66" or 72" wide must be RAILROADED at 90°. Only panels and screens 42" or less are affected by this restriction. To keep a consistency it is, therefore, recommended to specify that all other panels and screens (60" and less) are manufactured in the same direction. To do this, replace the fabric code with the suffix -RRT followed by " - - - fabric, oriented at 90 degrees".

Codification examples:



Standard fabric  
NA-P5054-5-O-KY24



Fabric oriented at 90°  
NA-P5054-5-O-RRT, KY24 fabric,  
oriented at 90°

#### C.O.M. ORDERS

COM orders (fabric supplied by the client) must clearly indicate the pattern, color, width and manufacturer of the fabric. If requested by Customer Service, a 12" by 12" (305 x 305 mm) sample must be sent prepaid to Customer Service, Artopex, 800 Vadnais, Granby, Quebec, J2J 1A7. Once the order or the samples has been approved, Customer Service will issue an acknowledgement with the procedure for shipment of fabric to our plants.

Regardless of whether the material is supplied by the customer or by Artopex (to the customer's specifications), the delivery date will only be set after the material is received.

The price of panels covered with fabric supplied by the customer will correspond to the lowest price for standard fabrics offered by Artopex.

## FINISH CHOICES CHART

This is the coding system to use in the specific fields of the price list in reference to choice of colors. Some exceptions apply, see the chart below or the finishing cards.



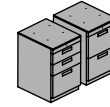
Colors, especially dark colors, may vary between Thermally Fused Laminate (T.F.L.) and High Pressure Laminate (H.P.L.).

SURFACE		EDGE BANDS (SURFACE)		
T.F.L.	H.P.L.	REGULAR EDGES	FLUTED EDGES	STRIPED EDGES (NARROW)
<b>DOLOMITE FINISH</b>	<b>MAT FINISH</b>	Aluminum (0W)	Aluminum (3W)	MultiPLY Maple (0V1)
Antique White (MAW)	Antique White (SAW)	Antique White (0AW)	Antique White (3AW)	Coordinate with this surface finishes:
Charcoal (MF)	Cayenne Maple (SCM)	Black (0N)	Black (3N)	<b>Maritime Maple - Mocha</b>
Frost (MA)	Charcoal (SF)	Carbon (0CB)	Carbon (3CB)	<b>Douglas Pine</b>
White (MBW)	Cherry (SCH)	Cayenne Maple (0CM)	Cayenne Maple (3CM)	
<b>SUEDE FINISH</b>	Chestnut (SCG)	Charcoal (0F)	Charcoal (3F)	Actual size image 1" thick surface
Cayenne Maple (MCM)	Dark Oak (SDK)	Cherry (0CH)	Cherry (3CH)	
Cherry (MCH)	Douglas Pine (SDP)	Chestnut (0CG)	Chestnut (3CG)	
Dark Oak (MDK)	Frost (SA)	Dalia (0DA)	Dalia (3DA)	
Honey (MHO)	Honey (SHO)	Dark Oak (0DK)	Dark Oak (3DK)	
<b>SUPERMAT FINISH</b>	Maritime Maple (SEM)	Douglas Pine (0DP)	Douglas Pine (3DP)	
Chestnut (MCG)	Mocha (SPM)	Frost (0A)	Frost (3A)	
Douglas Pine (MDP)	Tobacco Cherry (STC)	Galaxy (0GX)	Galaxy (3GX)	
Maritime Maple (MEM)	White (SBW)	Ginger Root (0GG)	Ginger Root (3GG)	
Mocha (MPM)	Willow Grey (SWG)	Honey (0HO)	Honey (3HO)	
Tobacco Cherry (MTC)	<b>NATURAL FINISH</b>	Maritime Maple (0EM)	Maritime Maple (3EM)	<b>STRIPED EDGES (WIDE)</b>
Willow Grey (MWG)	Carbon (SCB)	Mocha (0PM)	Mocha (3PM)	Maple / Honey stripped (0R1)
<b>AURA FINISH</b>	Dalia (SDA)	Sea Salt (0SM)	Sea Salt (3SM)	Coordinate with surface finishes:
Carbon (MCB)	Galaxy (SGX)	Sesame (0SE)	Sesame (3SE)	<b>Maritime Maple - Honey</b>
Dalia (MDA)	Ginger Root (SGG)	Tobacco Cherry (0TC)	Tobacco Cherry (3TC)	
Galaxy (MGX)	Sea Salt (SSM)	Twilight (0TL)	Twilight (3TL)	Actual size image 1" thick surface
Ginger Root (MGG)	Sesame (SSE)	White (0BW)	White (3BW)	
Sea Salt (MSM)	Twilight (STL)	Willow Grey (0WG)	Willow Grey (3WG)	
Sesame (MSE)				
Twilight (MTL)				
	** Willow Grey : Matt finish, and not supermat like T.F.L.		1" Edge: 3 grooves 1½" Edge: 5 grooves	
<b>* NOT AVAILABLE IN INDIA SERIES (1½" SURFACE).</b>				

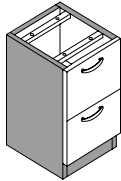
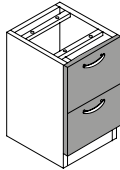
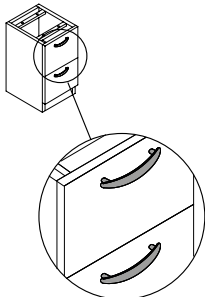
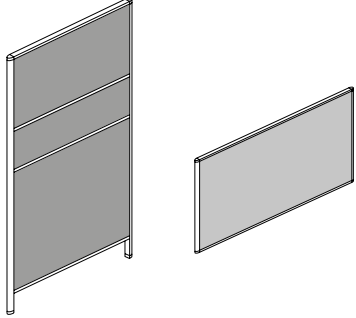










### FINISH CHOICES CHART (CONT'D)

Some products have specific finish choices due to the nature of their components



Metal support pedestal, see Metal price list.

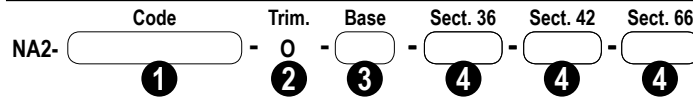
 <b>BASE</b>	 <b>FRONT</b>	 <b>STYLE OF PULL</b>	 <b>PANELS AND PRIVACY SCREENS</b>		 <b>LEGS</b>
T.F.L.					METAL
<b>DOLOMITE FINISH</b> Antique White (AW) Black (N) Charcoal (F) Frost (A) White (BW)	<b>DOLOMITE FINISH</b> Antique White (AW) Black (N) Charcoal (F) Frost (A) White (BW)	 <b>TN - Nickel TECHNO</b>  <b>DN - Nickel DECO</b>	<b>DOLOMITE FINISH</b> Antique White (AW) Black (N) Charcoal (F) Frost (A) White (BW)	<b>TRIM FABRIC</b> Refer to the current Artopex fabric card.	Ashen (3370) Black (3067) Champagne (3311) Charcoal (3064) Polar White (3002) Silver (3090)
<b>SUEDE FINISH</b> Cayenne Maple (CM) Cherry (CH) Dark Oak (DK) Honey (HO)	<b>SUEDE FINISH</b> Cayenne Maple (CM) Cherry (CH) Dark Oak (DK) Honey (HO)	 <b>J - Satin Chrome</b>	<b>SUEDE FINISH</b> Cayenne Maple (CM) Cherry (CH) Dark Oak (DK) Honey (HO)	<b>ACRYLIC FINISH</b> Bronze (BR) Clear (CL) Frosted (Gi)	
<b>SUPERMAT FINISH</b> Chestnut (CG) Douglas Pine(DP) Maritime Maple (EM) Mocha (PM) Tobacco Cherry (TC) Willow Grey (WG)	<b>SUPERMAT FINISH</b> Chestnut (CG) Douglas Pine(DP) Maritime Maple (EM) Mocha (PM) Tobacco Cherry (TC) Willow Grey (WG)	 <b>X - Aluminum</b>  <b>YN - Brushed Nickel</b>	<b>SUPERMAT FINISH</b> Chestnut (CG) Douglas Pine(DP) Maritime Maple (EM) Mocha (PM) Tobacco Cherry (TC) Willow Grey (WG)	<b>MARKERBOARD FINISH</b> Glossy white (SBL)	
<b>AURA FINISH</b> Carbon (CB) Dalia (DA) Galaxy (GX) Ginger Root (GG) Sea Salt (SM) Sesame (SE) Twilight (TL)	<b>AURA FINISH</b> Carbon (CB) Dalia (DA) Galaxy (GX) Ginger Root (GG) Sea Salt (SM) Sesame (SE) Twilight (TL)	 <b>YA - Antique Nickel</b>  <b>YB - Brushed Bronze</b>	<b>AURA FINISH</b> Carbon (CB) Dalia (DA) Galaxy (GX) Ginger Root (GG) Sea Salt (SM) Sesame (SE) Twilight (TL)	<b>TACKBOARD FINISH</b> Refer to the current Artopex panel Fabric Card. ("T" before code)	<b>TRIM FINISH</b> Anodized aluminum (O)
					<b>METAL FINISH</b> Silver (3090)

## SPECIFICATION EXAMPLES

Located under each product code is the "code specifier" that explains what information needs to be inserted to complete the order. The specifying code is normally divided into 2 zones: under the section "Specify" you must fill in all required fields whereas the "Option" section gives you the opportunity to add extra details to each product. The chart below explains the list of "Specifics" and "Options" that can be found under the products in the code specifier of the panels and furniture.

### PANEL AND SCREEN SECTION

#### SPECIFY

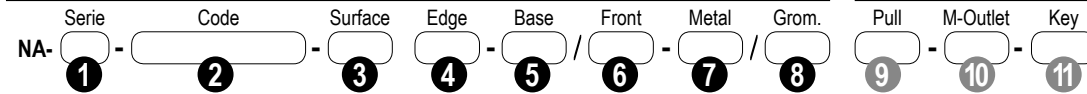


#### SPECIFY:

- 1 Code**  
Indicate the product code. The code is made of characters that describe the product (dimensions, configuration).
- 2 Trim**  
The trim finish for outline items for panels and screens and other components are in anodized aluminum (O). See p.23.
- 3 Base**  
Indicate the finish for the base (lower section, under 28" H.), this section can only be specified either in laminate or fabric only, see p.25.
- 4 Sections**  
Indicate the finish for sections (upper part, over 28" H.), these sections can be specified in laminate, fabric, acrylic, tackboard or markerboard depending on product specifications, see p.25.

### FURNITURE SECTION

#### SPECIFY



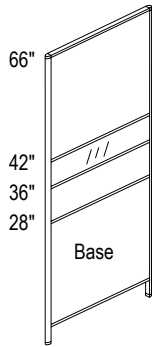
#### SPECIFY:

- 1 Series**  
Identify your choice of Nano series, 2 possible choices: C (Charlie) or I (India). You can find out the definition of the series on p.24-25.
- 2 Code**  
Indicate the product code. The code is made of characters that describe the product (identification, dimensions).
- 3 Surface**  
Specify the surface finish. T.F.L. or H.P.L. finish choices are available. Refer to p.24-25 for the details and to the current Artopex laminate finish card to visualize the finishes.
- 4 Edge**  
Identify the edge band of the surface. Refer to p.24-25 for the details and the current Artopex laminate finish card to visualize the different types of edge bands.
- 5 Base**  
Identify the base finish. Refer to p.24-25 for the details and to the current Artopex laminate finish card to visualize the different finishes.
- 6 Front**  
Identify the front finish for the pedestals. Refer to the product description and to p.24-25 for the details and to the current Artopex laminate finish card to visualize the different finishes.
- 7 Metal**  
Identify the finish on certain metal components (metal pedestals, metal legs, storage shelves, support brackets, etc.). Refer to the product description for the codes and to the current Artopex Metal card to visualize the different finishes.
- 8 Grommet (Grom.)**  
Identify the finish of the grommet or, if desired, it is possible to remove the standard grommets. Refer to p.14 and to the product descriptions for the details of this option.
- 9 Pull**  
if desired, identify the type and finish of the pulls on furniture where this option is available. Refer to page 24-25 for detail.
- 10 Multi-Outlet (M-Outlet)**  
If desired, identify the position of a multi-outlet on furniture where this option is available. Refer to p.14 and to the product descriptions for the details of this option.
- 11 Keyed alike (Key)**  
If desired, identify the "keyed alike" on furniture where this option is available. Refer to p.21 and to the product descriptions for details on this option.

#### OPTIONS

## SPECIFICATION EXAMPLES (CONT'D)

Shown here are specification examples applied on various products.



### 66" H. Panel

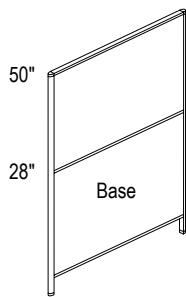
Dimensions: 66" x 36"  
 Trim: Anodised Aluminum (O)  
 Base: Laminate - Dark Oak (DK)  
 Section 36: Tackboard - TEP41 (grade 2)  
 Section 42: Acrylic - Frosted (Gi)  
 Section 66: Fabric - EP41 (grade 2)

### SPECIFY

	Code	Trim.	Base	Sect. 36	Sect. 42	Sect. 66
NA2-	P6636-2346	O	DK	TEP41	Gi	EP41

Order codification: **NA2-P6636-2346-O-DK-TEP41-Gi-EP41**

↑  
 NOTE: The tackboard fabric code must be preceded by the letter "T".



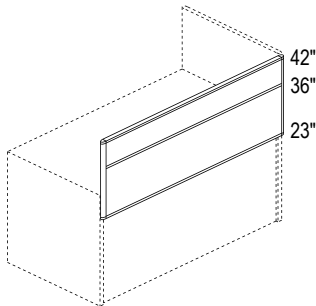
### 50" H. Panel

Dimensions: 50" x 48"  
 Trim: Black (N)  
 Base: Fabric - TR18 (grade 2)  
 Section 50: Fabric - FN01 (grade 1)

### SPECIFY

	Code	Trim.	Base	Sect. 50
NA2-	P5048-25	O	TR18	FN01

Code de commande : **NA2-P5048-25-O-TR18-FN01**



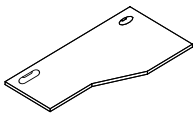
### 42" H. Surface Panel

Dimensions: 19" x 60"  
 Trim: Charcoal (F)  
 Section 36: Tobacco Cherry (TC)  
 Section 42: Fabric - Li65 (grade 3)

### SPECIFY

	Code	Trim.	Sect. 36	Sect. 42
NA2-	Pi1960-34	O	TC	Li65

Order codification: **NA2-Pi1960-34-O-TC-Li65**



### Extended 90° corner surface

Dimensions: 24" x 24" x 66" x 36"  
 Series: Charlie (1")  
 Surface: Cayenne Maple (H.P.L.)  
 Edge: Aluminum finish  
 Grommet: Black  
 Multi-outlet at left

### SPECIFY

	Série	Code	Surface	Edge	Grom.	M-Outlet
NA	C	SCS24246636	SCM	OW	GN	DL

Order codification: **NAC-SCS24246636-SCM/OW-GN-DL**



### Support pedestal

3-drawer unit  
 Series : Charlie  
 Base (sides) : White  
 Front : Douglas Pine  
 Pull : Aluminum  
 Keyed alike option

### SPECIFY

	Code	Base	Fronts	Pull	Key
NAC -	FP24UUF	BW	DP	X	K01

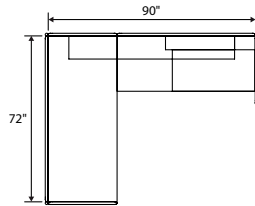
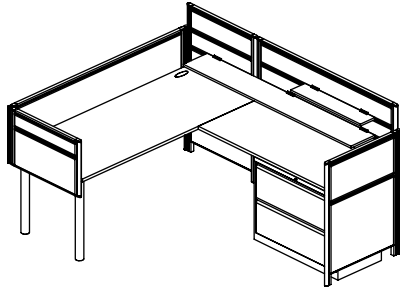
Order codification: **NAC-FP24UUF-BW/DP-X-K01**

### TYPICAL LAYOUTS

Price shown are based on the following specifications:

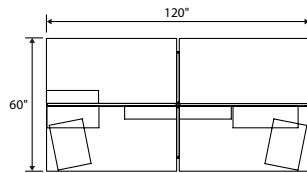
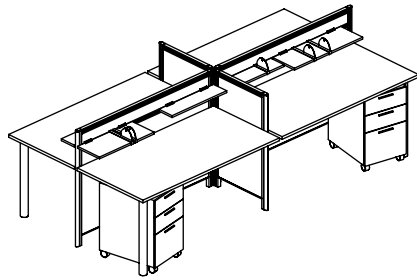
- 1" surface in Thermo Fused Laminate.
- Privacy screen
- No options added.

Refer to the price list for the various options available for each component.



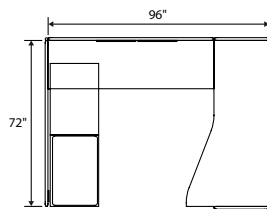
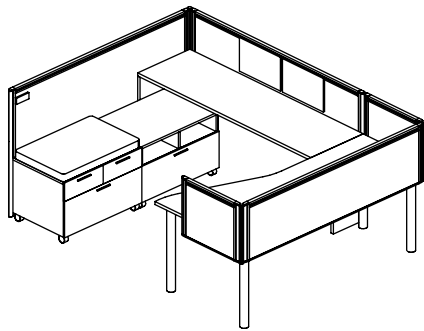
#### NA-01 Layout

Floor panel 50" H.	NA2-P5060-2345	\$700
Floor panel 50" H.	NA2-P5030-2345	\$463
Floor panel 42" H.	NA2-P4230-24	\$347
Furniture-attached panel 42" H.	NA2-Pi1972-4	\$397
Furniture-attached panel 42" H.	NA2-Pi1930-34	\$343
90° full-height connector	NA2-POC9042 (2)	\$60
Furniture-attached panel connector	NA2-POiC9019	\$21
Rectangular surface	NAC-SSi3072	\$397
Rectangular surface	NAC-SSi2460	\$313
Metal leg	AC-LET291-CL (2)	\$264
Shelves (see Accessories price list)		
Lateral file (see Metal price list)		
		<b>\$3 305</b>



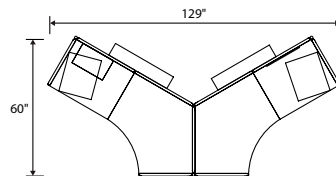
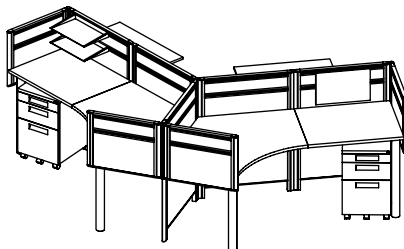
#### NA-02 Layout

Floor panel 42" H.	NA2-P4224-24 (2)	\$650
Floor panel 42" H.	NA2-P4260-234 (2)	\$1 284
90° full-height connector	NA2-POC9042	\$30
Rectangular surface	NAC-SSi3060 (4)	\$1 432
Nano support	NA4-SSUN (4)	\$92
Metal leg	AC-LET291-CL (4)	\$560
Shelves and accessories (see Accessories price list)		
Pedestals (see Time price list)		
		<b>\$4 048</b>



#### NA-03 Layout

Floor panel 42" H.	NA2-P4272-4	\$566
Furniture-attached panel 42" H.	NA2-Pi1972-4 (2)	\$794
Furniture-attached panel 42" H.	NA2-Pi1924-4 (2)	\$490
90° full-height connector	NA2-POC9042	\$30
Furniture-attached panel connector	NA2-POiC9019 (2)	\$42
"Cockpit" surface	NAC-SSCK243672	\$501
Metal leg	AC-LET291-CL (4)	\$560
Signage module	NA5-ASTAG	\$35
Magnetic white board	NA5-ASWB1117 (2)	\$116
Table (see Take Off price list)		
Storage (see Time price list)		
		<b>\$3 134</b>



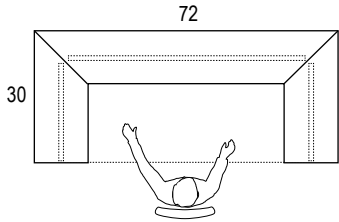
#### NA-04 Layout

Floor panel 42" H.	NA2-P4230-234 (5)	\$1 985
Furniture-attached panel 42" H.	NA2-Pi1924-34 (4)	\$1 264
90° full-height connector	NA2-POC12042	\$27
Furniture-attached panel connector	NA2-POiC9019 (3)	\$63
Rectangular surface	NAC-SSi2430 (2)	\$408
Corner surface 120"	NAC-SCV2430 (2)	\$898
Metal leg	AC-LET291-CL (4)	\$560
Magnetic white board	NA5-ASWB1117	\$58
Shelves et accessories (see Accessories price list)		
Pedestals (see Metal price list)		
		<b>\$5 263</b>

## TYPICAL LAYOUTS - COUNTER TOPS

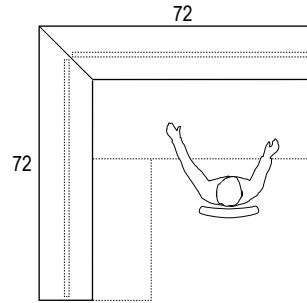
### Example #1

SCTIV30 p.86  
 SCT1572 p.87  
 SCTVI30 p.87



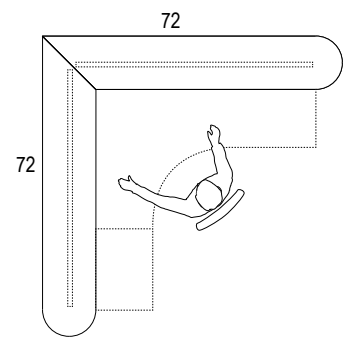
### Example #2

SCTIV72 p.86  
 SCTVI72 p.87



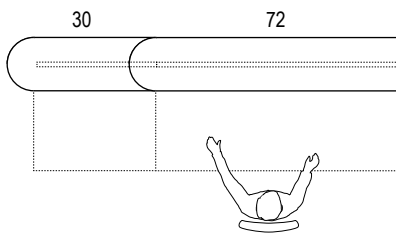
### Example #3

SCTUV72 p.88  
 SCTVU72 p.88



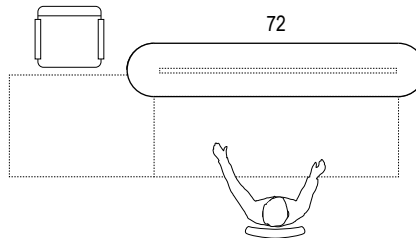
### Example #4

SCTU30 p.87  
 SCTU72 p.87



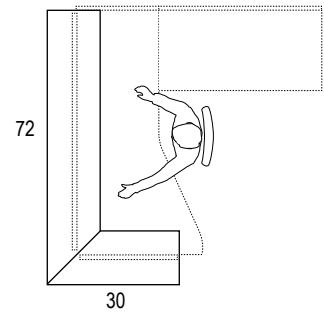
### Example #5

SCTO72 p.88



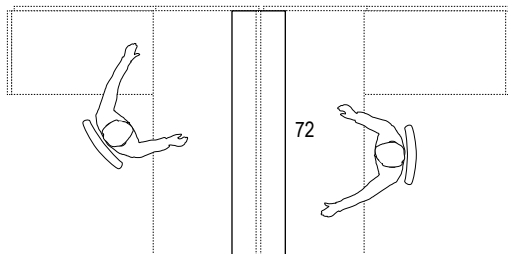
### Example #6

SCTVI72 p.87  
 SCTIV30 p.86



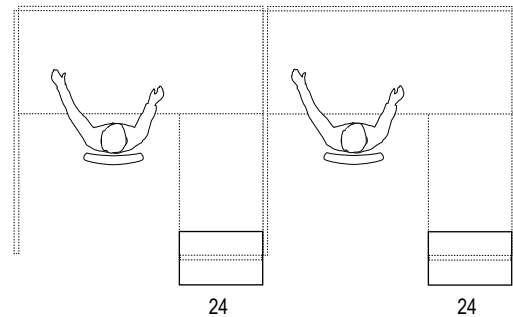
### Example #7

SCTI72 p.86



### Example #8

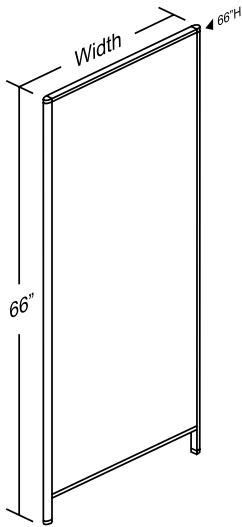
SCTI24 (2x) p.86



Price list

# screens – panels

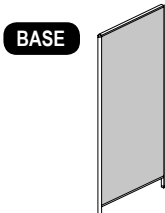
floor panel 66" H. – single configuration [1 section]



Width	Code	Price		
		Laminate	Cu.Ft.	lb
48	P6648-6	503	3.8	67.5
42	P6642-6	463	3.3	58.4
36	P6636-6	425	2.9	49.3
30	P6630-6	381	2.4	40.2
24	P6624-6	350	1.9	31.0
21	P6621-6	327	1.7	26.5
18	P6618-6	299	1.5	21.9

- Single configuration floor panel (1 section).
- A hanging element can be attached at 66" H.
- Can be attached to Take Off and Uni-T System panels, hardware required, see p.55 to 63.
- 66" Connecting strip included. Horizontal woodgrain.
- Anodized aluminum frame.
- Maximum width of a panel is 48".

### Adjustment Zone – [amount to add to standard laminate prices]



Width	Fabric				
	COM / Gr.1	Gr.2	Gr.3	Gr.4	Gr.5
48	84	88	93	97	102
42	76	80	84	88	93
36	72	76	80	84	88
30	65	69	72	76	79
24	60	63	66	70	73
21	57	60	63	66	69
18	54	57	60	63	66

#### SPECIFY

Code                      Base

NA2-  - O /

**Specify Code:** Consult the above product code list.

**Base:** Specify finish: Standard laminate or fabric (see Adjustment Zone), see finishes on p.25.

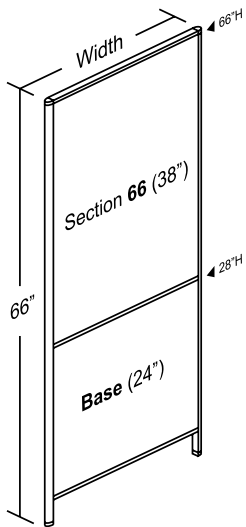
**Price calculation** The standard prices shown are for a configuration with a Thermally Fused Laminate finish (T.F.L.).

For other finishes, **ADD** the amount indicated in the **Adjustment Zone** to the standard price according to your choice.

# screens - panels

price list

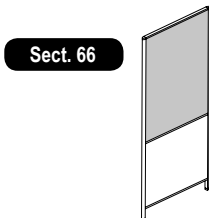
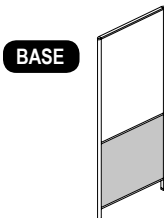
floor panel 66" H. - multiple configurations [2 sections]



Width	Code	Price		
		Laminate	Cu.Ft.	lb
48	P6648-26	540	3.8	67.5
42	P6642-26	501	3.3	58.4
36	P6636-26	467	2.9	49.3
30	P6630-26	425	2.4	40.2
24	P6624-26	389	1.9	31.0
21	P6621-26	348	1.7	26.5
18	P6618-26	310	1.5	21.9

- Multiple configurations floor panel (2 sections).
- Can hold a surface at 28" and a hanging element at 66" H.
- Can be attached to Take Off and Uni-T System panels, hardware required, see p.55 to 63.
- 66" Connecting strip included. Horizontal woodgrain.
- Anodized aluminum frame.
- Maximum width of a panel is 48".

**Adjustment Zone** - (amount to add to standard laminate prices)



Width	Fabric				
	COM / Gr.1	Gr.2	Gr.3	Gr.4	Gr.5
48	56	59	62	65	68
42	54	57	60	63	66
36	52	54	57	60	63
30	49	51	54	57	60
24	47	50	52	55	58
21	45	47	49	52	54
18	41	43	45	47	50
48	67	70	74	78	81
42	63	66	69	72	76
36	60	63	66	69	73
30	54	57	60	63	66
24	52	55	58	61	64
21	49	51	54	57	60
18	44	46	48	50	53

**SPECIFY**

NA2-  Code - O /  Base -  Sect. 66

**Specify Code:** Consult the above product code list.

**Base:** Specify finish: Standard laminate or fabric (see Adjustment Zone), see finishes on p.25.

**Section:** Specify finish: Standard laminate or fabric (see Adjustment Zone), see finishes on p.25.

**Price calculation** The standard prices shown are for a configuration with a Thermally Fused Laminate finish (T.F.L.).

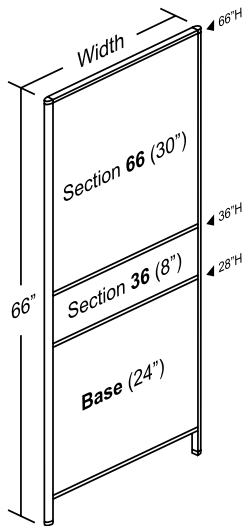
For other finishes, **ADD** the amount indicated in the **Adjustment Zone** to the standard price according to your choice.



# screens - panels

price list

floor panel 66" H. - multiple configurations (3 sections)



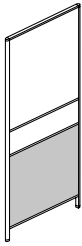
Width	Code	Price		
		Laminate	Cu.Ft.	lb
48	P6648-236	591	3.8	67.5
42	P6642-236	550	3.3	58.4
36	P6636-236	510	2.9	49.3
30	P6630-236	468	2.4	40.2
24	P6624-236	428	1.9	31.0
21	P6621-236	403	1.7	26.5
18	P6618-236	381	1.5	21.9

- Multiple configurations floor panel (3 sections).
- Can hold a surface at 28" and a hanging element at 36" and 66" H.
- Can be attached to Take Off and Uni-T System panels, hardware required, see p.55 to 63.
- No shelf or hanging element can be attached to the hanging slot situated directly above an acrylic section.
- 66" Connecting strip included. Horizontal woodgrain.
- Anodized aluminum frame.
- Maximum width of a panel is 48". Section 66 offered in laminate or fabric only.
- For tackboard finish, always indicate "T" before fabric code.

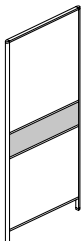
## Adjustment Zone - (amount to add to standard laminate prices)

Width	Fabric					Acrylic	M-Board	Tackboard ( T_ )						
	COM / Gr.1	Gr.2	Gr.3	Gr.4	Gr.5			COM / Gr.1	Gr.2	Gr.3	Gr.4	Gr.5		
48	56	59	62	65	68									
42	54	57	60	63	66									
36	52	54	57	60	63									
30	49	51	54	57	60									
24	47	50	52	55	58									
21	45	47	49	52	54									
18	41	43	45	47	50									
48	46	49	51	54	56	112	55	83	87	91	96	101		
42	45	47	50	52	55	101	46	79	83	87	91	96		
36	44	47	49	51	54	92	40	77	81	85	89	94		
30	43	45	48	50	52	87	30	73	77	81	85	89		
24	42	44	46	48	51	81	25	72	75	79	83	87		
21	41	43	45	47	50	76	22	68	71	75	79	83		
18	40	42	44	46	49	73	19	64	67	71	74	78		
48	62	65	68	72	75									
42	60	63	66	69	73									
36	56	59	62	65	68									
30	52	54	57	60	63									
24	50	53	55	58	61									
21	48	51	54	57	60									
18	48	50	53	55	58									

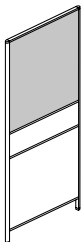
BASE



Sect. 36



Sect. 66



### SPECIFY

Code      Base      Sect. 36      Sect. 66  
 NA2-  - O /  -  -

**Specify Code:** Consult the above product code list.

**Base:** Specify finish: Standard laminate or fabric (see Adjustment Zone), see finishes on p.25.

**Section:** Specify finish: Standard laminate or fabric (see Adjustment Zone), see finishes on p.25.

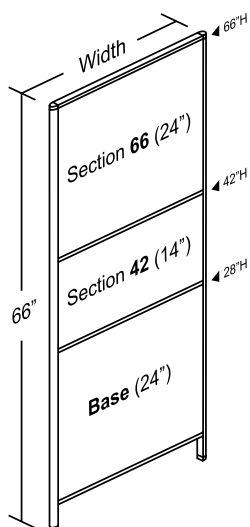
**Price calculation** The standard prices shown are for a configuration with a Thermally Fused Laminate finish (T.F.L.).

For other finishes, **ADD** the amount indicated in the **Adjustment Zone** to the standard price according to your choice.

# screens - panels

floor panel 66" H. - multiple configurations [3 sections]

price list



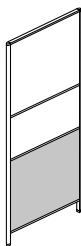
Width	Code	Price		
		Laminate	Cu.Ft.	Lb
48	P6648-246	591	3.8	67.5
42	P6642-246	550	3.3	58.4
36	P6636-246	510	2.9	49.3
30	P6630-246	468	2.4	40.2
24	P6624-246	421	1.9	31.0
21	P6621-246	403	1.7	26.5
18	P6618-246	381	1.5	21.9

- Multiple configurations floor panel (3 sections).
- Can hold a surface at 28" and a hanging element at 42" and 66" H.
- Can be attached to Take Off and Uni-T System panels, hardware required, see p.55 to 63.
- No shelf or hanging element can be attached to the hanging slot situated directly above an acrylic section.
- 66" Connecting strip included. Horizontal woodgrain.
- Anodized aluminum frame.
- Maximum width of a panel is 48".
- For tackboard finish, always indicate "T" before fabric code.

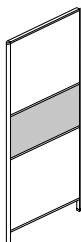
## Adjustment Zone - [amount to add to standard laminate prices]

Width	Fabric					Acrylic	M-Board	Tackboard ( T _ _ _ )						
	COM / Gr.1	Gr.2	Gr.3	Gr.4	Gr.5			COM/Gr.1	Gr.2	Gr.3	Gr.4	Gr.5		
48	56	59	62	65	68									
42	54	57	60	63	66									
36	52	54	57	60	63									
30	49	51	54	57	60									
24	47	50	52	55	58									
21	45	47	49	52	54									
18	41	43	45	47	50									
48	48	51	53	56	59	115	111	85	89	94	99	104		
42	47	50	52	55	58	109	98	83	87	92	96	101		
36	46	48	51	53	56	104	82	80	84	88	92	97		
30	45	47	50	52	55	98	65	77	80	85	88	93		
24	44	46	48	51	53	93	51	73	77	81	85	89		
21	43	45	47	49	52	87	44	70	73	77	80	85		
18	41	43	46	48	50	82	38	65	69	72	76	79		
48	58	60	63	67	70	145	227	87	91	96	101	106		
42	54	57	60	63	66	136	191	85	89	93	98	103		
36	53	55	58	61	64	130	166	82	86	91	95	100		
30	50	53	56	58	61	122	136	80	84	88	92	97		
24	48	50	53	56	58	114	105	78	82	86	90	94		
21	46	49	51	54	56	81	87	76	80	84	88	93		
18	44	46	48	50	53	76	71	75	79	83	87	91		

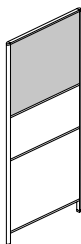
BASE



Sect. 42



Sect. 66



### SPECIFY

Code      Base      Sect. 42      Sect. 66  
 NA2-  - O /  -  -

**Specify Code:** Consult the above product code list.

**Base:** Specify finish: Standard laminate or fabric (see Adjustment Zone), see finishes on p.25.

**Section:** Specify finish: Standard laminate or fabric (see Adjustment Zone), see finishes on p.25.

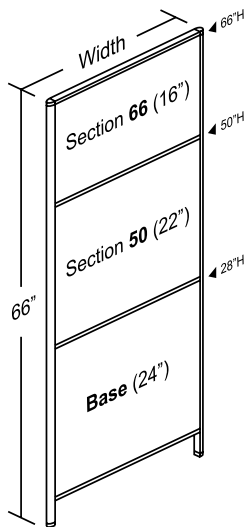
**Price calculation** The standard prices shown are for a configuration with a Thermally Fused Laminate finish (T.F.L.).

For other finishes, **ADD** the amount indicated in the **Adjustment Zone** to the standard price according to your choice.

# screens - panels

price list

floor panel 66" H. - multiple configurations [3 sections]

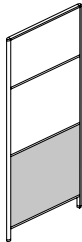


Width	Code	Price		
		Laminate	Cu.Ft.	Lb
48	P6648-256	592	3.8	67.5
42	P6642-256	550	3.3	58.4
36	P6636-256	511	2.9	49.3
30	P6630-256	468	2.4	40.2
24	P6624-256	422	1.9	31.0
21	P6621-256	403	1.7	26.5
18	P6618-256	381	1.5	21.9

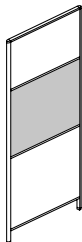
- Multiple configurations floor panel (3 sections).
- Can hold a surface at 28" and a hanging element at 50" and 66" H.
- Can be attached to Take Off and Uni-T System panels, hardware required, see p.55 to 63.
- No shelf or hanging element can be attached to the hanging slot situated directly above an acrylic section.
- 66" Connecting strip included. Horizontal woodgrain.
- Anodized aluminum frame.
- Maximum width of a panel is 48".
- For tackboard finish, always indicate "T" before fabric code.

**Adjustment Zone** - [amount to add to standard laminate prices]

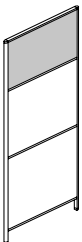
BASE



Sect. 50



Sect. 66



Width	Fabric					Acrylic	M-Board	Tackboard (T_ _ _ _)										
	COM / Gr.1	Gr.2	Gr.3	Gr.4	Gr.5			COM / Gr.1	Gr.2	Gr.3	Gr.4	Gr.5						
48	53	56	59	62	65													
42	51	54	57	60	63													
36	49	51	54	57	60													
30	46	49	51	54	56													
24	45	47	49	52	54													
21	42	44	47	49	51													
18	39	41	43	45	47													
48	56	59	61	65	68	138	204	86	91	95	100	105						
42	54	56	59	61	65	131	180	84	88	93	97	102						
36	52	55	57	58	63	126	149	82	86	90	94	99						
30	50	52	56	58	62	120	120	80	84	88	93	97						
24	47	49	51	54	56	112	94	77	81	85	89	94						
21	43	45	48	50	52	101	76	76	80	84	88	93						
18	41	43	45	48	50	95	65	75	79	83	87	91						
48	51	53	56	59	61	136	137	85	89	94	98	103						
42	49	51	54	57	60	125	120	83	87	92	96	101						
36	48	50	53	55	58	120	100	80	84	88	92	97						
30	46	49	51	54	56	109	82	77	81	85	89	93						
24	45	47	49	52	54	98	63	73	77	81	85	89						
21	44	46	48	50	53	87	49	70	73	77	81	85						
18	41	43	45	47	50	81	38	65	69	72	76	79						

**SPECIFY**

Code      Base      Sect. 50      Sect. 66  
 NA2-  - O /  -  -

**Specify Code:** Consult the above product code list.

**Base:** Specify finish: Standard laminate or fabric (see Adjustment Zone), see finishes on p.25.

**Section:** Specify finish: Standard laminate or fabric (see Adjustment Zone), see finishes on p.25.

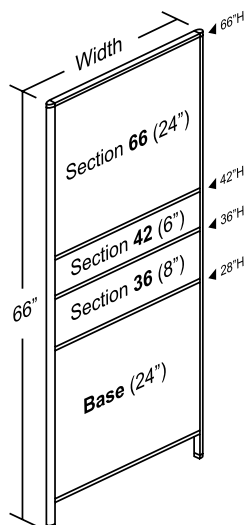
**Price calculation** The standard prices shown are for a configuration with a Thermally Fused Laminate finish (T.F.L.).

For other finishes, **ADD** the amount indicated in the **Adjustment Zone** to the standard price according to your choice.

# screens - panels

floor panel 66" H. - multiple configurations [4 sections]

price list

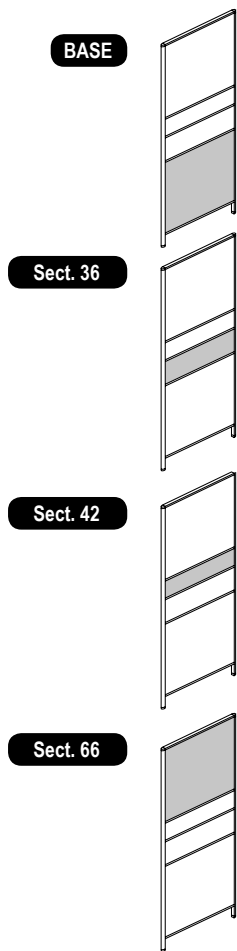


Width	Code	Price		
		Laminate	Cu.Ft.	lb
48	P6648-2346	661	3.8	67.5
42	P6642-2346	607	3.3	58.4
36	P6636-2346	550	2.9	49.3
30	P6630-2346	501	2.4	40.2
24	P6624-2346	463	1.9	31.0
21	P6621-2346	425	1.7	26.5
18	P6618-2346	392	1.5	21.9

- Multiple configurations floor panel (4 sections).
- Can hold a surface at 28" and a hanging element at 36", 42" and 66" H.
- Can be attached to Take Off and Uni-T System panels, hardware required, see p.55 to 63.
- No shelf or hanging element can be attached to the hanging slot situated directly above an acrylic section.
- 66" Connecting strip included. Horizontal woodgrain.
- Anodized aluminum frame.
- Maximum width of a panel is 48".
- For tackboard finish, always indicate "T" before fabric code.

## Adjustment Zone - (amount to add to standard laminate prices)

Width	Fabric						Acrylic	M-Board	Tackboard ( T_ _ _ )				
	COM / Gr.1	Gr.2	Gr.3	Gr.4	Gr.5	COM/Gr.1			Gr.2	Gr.3	Gr.4	Gr.5	
48	56	59	62	65	68								
42	54	57	60	63	66								
36	52	54	57	60	63								
30	49	51	54	57	60								
24	47	50	52	55	58								
21	45	47	49	52	54								
18	41	43	45	47	50								
48	46	49	51	54	56	112	55	83	87	91	96	101	
42	45	47	50	53	55	101	46	79	83	87	91	96	
36	44	47	49	51	54	92	40	77	81	85	89	94	
30	43	45	48	50	52	87	30	73	77	81	85	89	
24	42	44	46	48	51	81	25	72	75	79	83	87	
21	41	43	45	47	50	76	22	68	71	75	79	83	
18	40	42	44	46	49	73	19	64	67	71	74	78	
48	44	46	49	51	54	108	52	80	84	88	93	97	
42	43	45	47	49	52	98	44	76	80	84	88	93	
36	41	43	45	47	50	88	37	74	78	82	86	90	
30	36	38	40	42	44	83	27	71	74	78	82	86	
24	34	36	38	39	41	79	22	69	72	76	80	84	
21	32	33	35	37	39	71	19	65	69	72	76	79	
18	30	31	33	35	36	65	16	61	64	68	71	74	
48	57	60	63	66	69	145	227	87	91	96	101	106	
42	54	57	60	63	66	136	191	85	89	93	98	103	
36	53	55	58	61	64	130	166	82	86	91	95	100	
30	50	53	56	58	61	122	136	80	84	88	92	97	
24	48	50	53	56	58	114	105	78	82	86	90	94	
21	46	49	51	54	56	103	87	76	80	84	88	93	
18	44	46	48	50	53	98	71	75	79	83	87	91	
18	39	41	43	45	47	78	36	62	65	68	71	76	



### SPECIFY

Code      Base      Sect. 36      Sect. 42      Sect. 66  
 NA2- ( ) - O / ( ) - ( ) - ( ) - ( )

**Spécifiez** Code: Consult the above product code list.

**Base:** Specify finish: Standard laminate or fabric (see Adjustment Zone), see finishes on p.25.

**Section:** Specify finish: Standard laminate or fabric (see Adjustment Zone), see finishes on p.25.

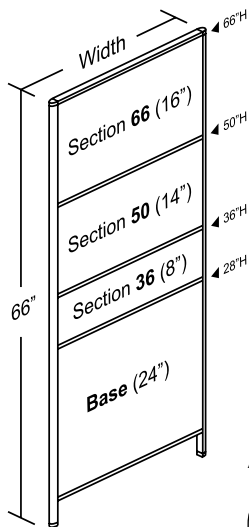
The standard prices shown are for a configuration with a Thermally Fused Laminate finish (T.F.L.).

**Price calculation** For other finishes, **ADD** the amount indicated in the **Adjustment Zone** to the standard price according to your choice.

# screens - panels

price list

floor panel 66" H. - multiple configurations [4 sections]

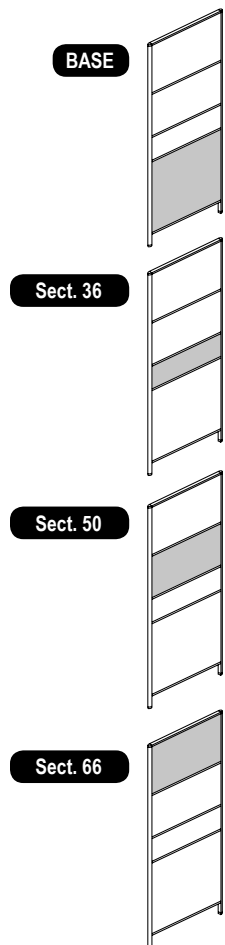


Width	Code	Price		
		Laminate	Cu.Ft.	lb
48	P6648-2356	664	3.8	67.5
42	P6642-2356	610	3.3	58.4
36	P6636-2356	558	2.9	49.3
30	P6630-2356	512	2.4	40.2
24	P6624-2356	456	1.9	31.0
21	P6621-2356	435	1.7	26.5
18	P6618-2356	403	1.5	21.9

- Multiple configurations floor panel (4 sections).
- Can hold a surface at 28" and a hanging element at 36", 50" and 66" H.
- Can be attached to Take Off and Uni-T System panels, hardware required, see p.55 to 63.
- No shelf or hanging element can be attached to the hanging slot situated directly above an acrylic section.
- 66" Connecting strip included. Horizontal woodgrain.
- Anodized aluminum frame.
- Maximum width of a panel is 48".
- For tackboard finish, always indicate "T" before fabric code.

### Adjustment Zone - [amount to add to standard laminate prices]

Width	Fabric					Acrylic	M-Board	Tackboard ( T_ )											
	COM / Gr.1	Gr.2	Gr.3	Gr.4	Gr.5			COM / Gr.1	Gr.2	Gr.3	Gr.4	Gr.5							
48	56	59	62	65	68														
42	54	57	60	63	66														
36	52	54	57	60	63														
30	49	51	54	57	60														
24	47	50	52	55	58														
21	45	47	49	52	54														
18	41	43	45	47	50														
48	46	49	51	54	56	112	55	83	87	91	96	101							
42	45	47	50	53	55	101	46	79	83	87	91	96							
36	44	47	49	51	54	92	40	77	81	85	89	94							
30	43	45	48	50	52	87	30	73	77	81	85	89							
24	42	44	46	48	51	81	25	72	75	79	83	87							
21	41	43	45	47	50	76	22	68	71	75	79	83							
18	40	42	44	46	49	73	19	64	67	71	74	78							
48	48	51	53	56	59	115	111	85	89	94	99	104							
42	47	50	52	55	58	109	98	83	87	92	96	101							
36	46	48	51	53	56	104	82	80	84	88	92	97							
30	45	47	50	52	55	98	65	77	80	85	88	93							
24	44	46	48	51	53	93	51	73	77	81	85	89							
21	43	45	47	49	52	81	44	70	73	77	80	85							
18	41	43	46	48	50	76	38	65	69	72	76	79							
48	51	53	56	59	61	136	137	85	89	94	99	104							
42	49	51	54	57	60	126	120	83	87	92	96	101							
36	48	50	53	55	58	120	100	77	80	85	89	93							
30	46	49	51	54	56	109	81	76	80	84	88	93							
24	45	47	49	52	54	98	63	73	77	81	85	89							
21	44	46	48	50	53	87	49	69	72	76	79	83							
18	41	43	45	47	50	82	38	65	69	72	76	79							



### SPECIFY

Code                      Base    Sect. 36    Sect. 50    Sect. 66  
 NA2- ( ) - O / ( ) - ( ) - ( ) - ( )

**Specify Code:** Consult the above product code list.

**Base:** Specify finish: Standard laminate or fabric (see Adjustment Zone), see finishes on p.25.

**Section:** Specify finish: Standard laminate or fabric (see Adjustment Zone), see finishes on p.25.

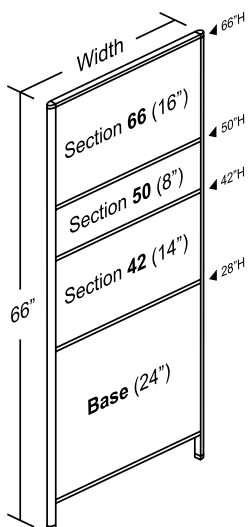
**Price calculation** The standard prices shown are for a configuration with a Thermally Fused Laminate finish (T.F.L.).

For other finishes, **ADD** the amount indicated in the **Adjustment Zone** to the standard price according to your choice.

# screens - panels

floor panel 66" H. - multiple configurations [4 sections]

price list



Width	Code	Price		
		Laminate	Cu.Ft.	lb
48	P6648-2456	664	3.8	67.5
42	P6642-2456	610	3.3	58.4
36	P6636-2456	558	2.9	49.3
30	P6630-2456	512	2.4	40.2
24	P6624-2456	456	1.9	31.0
21	P6621-2456	435	1.7	26.5
18	P6618-2456	414	1.5	21.9

- Multiple configurations floor panel (4 sections).
- Can hold a surface at 28" and a hanging element at 42", 50" and 66" H.
- Can be attached to Take Off and Uni-T System panels, hardware required, see p.55 to 63.
- No shelf or hanging element can be attached to the hanging slot situated directly above an acrylic section.
- 66" Connecting strip included. Horizontal woodgrain.
- Anodized aluminum frame. Maximum width of a panel is 48".
- For tackboard finish, always indicate "T" before fabric code.

## Adjustment Zone - [amount to add to standard laminate prices]

Width	Fabric					Acrylic	M-Board	Tackboard ( T_ _ _ )										
	COM / Gr.1	Gr.2	Gr.3	Gr.4	Gr.5			COM/Gr.1	Gr.2	Gr.3	Gr.4	Gr.5						
48	56	59	62	65	68													
42	54	57	60	63	66													
36	52	54	57	60	63													
30	49	51	54	57	60													
24	47	50	52	55	58													
21	45	47	49	52	54													
18	41	43	45	47	50													
48	48	51	53	56	59	115	111	85	89	94	99	104						
42	47	50	52	55	58	109	98	83	87	92	96	101						
36	46	48	51	53	56	104	82	80	84	88	92	97						
30	45	47	50	52	55	98	65	77	80	85	88	93						
24	44	46	48	51	53	93	51	73	77	81	85	89						
21	43	45	47	49	52	81	44	70	73	77	80	85						
18	41	43	46	48	50	76	38	65	69	72	76	79						
48	46	49	51	54	56	112	55	83	87	91	96	101						
42	45	47	50	52	55	101	46	79	83	87	91	96						
36	44	47	49	51	54	92	40	77	81	85	89	94						
30	43	45	48	50	52	87	30	73	77	81	85	89						
24	42	44	46	48	51	81	25	72	75	79	83	87						
21	41	43	45	47	50	76	22	68	71	75	79	83						
18	40	42	44	46	49	73	19	64	67	71	74	78						
48	51	53	56	59	61	136	137	85	89	94	98	103						
42	49	51	54	57	60	125	120	83	87	92	96	101						
36	48	50	53	55	58	120	100	80	84	88	92	97						
30	46	49	51	54	56	109	82	77	81	85	89	93						
24	45	47	49	52	54	98	63	73	77	81	85	89						
21	44	46	48	50	53	87	49	70	73	77	81	85						
18	41	43	45	47	50	81	38	65	69	72	76	79						



### SPECIFY

Code Base Sect. 42 Sect. 50 Sect. 66  
 NA2- ( ) - O / ( ) - ( ) - ( ) - ( )

Specify Code: Consult the above product code list.

Base: Specify the finish: Standard laminate or fabric (see Adjustment Zone), see finishes on p.25.

Section: Specify the finish: Standard laminate or fabric (see Adjustment Zone), see finishes on p.25.

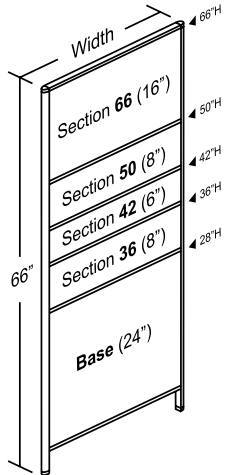
Price calculation The standard prices shown are for a configuration with a Thermally Fused Laminate finish (T.F.L.).

For other finishes, ADD the amount indicated in the Adjustment Zone to the standard price according to your choice.

# screens - panels

floor panel 66" H. - multiple configurations [5 sections]

price list



Width	Code	Price		
		Laminate	Cu.Ft.	lb
48	P6648-23456	692	3.8	67.5
42	P6642-23456	648	3.3	58.4
36	P6636-23456	601	2.9	49.3
30	P6630-23456	544	2.4	40.2
24	P6624-23456	490	1.9	31.0
21	P6621-23456	463	1.7	26.5
18	P6618-23456	435	1.5	21.9

- Multiple configurations floor panel (5 sections).
- Can be attached to Take Off and Uni-T System panels, hardware required, see p.55 to 63.
- Can hold a surface at 28" and a hanging element at 36", 42", 50" and 66" H.
- No shelf or hanging element can be attached to the hanging slot situated directly above an acrylic section.
- 66" Connecting strip included.
- Horizontal woodgrain.
- Anodized aluminum frame.
- Maximum width of a panel is 48".
- For tackboard finish, always indicate "T" before fabric code.

## Adjustment Zone - [amount to add to standard laminate prices]

Width	Fabric					Acrylic	M-Board	Tackboard (T_ _ _ _)												
	COM / Gr.1	Gr.2	Gr.3	Gr.4	Gr.5			COM / Gr.1	Gr.2	Gr.3	Gr.4	Gr.5								
48	56	59	62	65	68															
42	54	57	60	63	66															
36	52	54	57	60	63															
30	49	51	54	57	60															
24	47	50	52	55	58															
21	45	47	49	52	54															
18	41	43	45	47	50															
48	46	49	51	54	56	112	55	83	87	91	96	101								
42	45	47	50	53	55	101	46	79	83	87	91	96								
36	44	47	49	51	54	92	40	77	81	85	89	94								
30	43	45	48	50	52	87	30	73	77	81	85	89								
24	42	44	46	48	51	81	25	72	75	79	83	87								
21	41	43	45	47	50	76	22	68	71	75	79	83								
18	40	42	44	46	49	73	19	64	67	71	74	78								
48	44	46	49	51	54	108	52	80	84	88	93	97								
42	43	45	47	49	52	98	44	76	80	84	88	93								
36	41	43	45	47	50	88	37	74	78	82	86	90								
30	36	38	40	42	44	83	27	71	74	78	82	86								
24	34	36	38	39	41	79	22	69	72	76	80	84								
21	32	33	35	37	39	71	19	65	69	72	76	79								
18	30	31	33	35	36	65	16	61	64	68	71	74								
48	46	49	51	54	56	112	55	83	87	91	96	101								
42	45	47	50	53	55	101	46	79	83	87	91	96								
36	44	47	49	51	54	92	40	77	81	85	89	94								
30	43	45	48	50	52	87	30	73	77	81	85	89								
24	42	44	46	48	51	81	25	72	75	79	83	87								
21	41	43	45	47	50	76	22	68	71	75	79	83								
18	40	42	44	46	49	73	19	64	67	71	74	78								
48	51	53	56	59	61	136	137	85	89	94	98	103								
42	49	51	54	57	60	125	120	83	87	92	96	101								
36	48	50	53	55	58	120	100	80	84	88	92	97								
30	46	49	51	54	56	109	82	77	81	85	89	93								
24	45	47	49	52	54	98	63	73	77	81	85	89								
21	44	46	48	50	53	87	49	70	73	77	81	85								
18	41	43	45	47	50	81	38	65	69	72	76	79								

### SPECIFY

Code      Base      Sect. 36      Sect. 42      Sect. 50      Sect. 66  
 NA2- ( ) - O / ( ) - ( ) - ( ) - ( ) - ( )

**Specify Code:** Consult the above product code list.

**Base:** Specify finish: Standard laminate or fabric (see Adjustment Zone), see finishes on p.25.

**Section:** Specify finish: Standard laminate or fabric (see Adjustment Zone), see finishes on p.25.

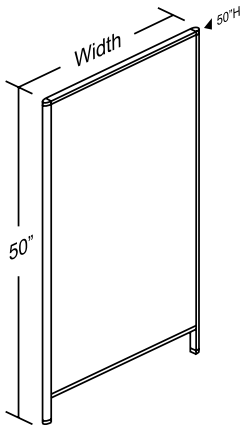
**Price calculation** The standard prices shown are for a configuration with a Thermally Fused Laminate finish (T.F.L.).

For other finishes, **ADD** the amount indicated in the **Adjustment Zone** to the standard price according to your choice.

# screens – panels

price list

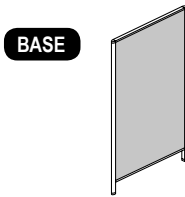
floor panel 50" H. – single configuration [1 section]



Width	Code	Price		
		Laminate	Cu.Ft.	lb
60	P5060-5	516	3.6	63.6
54	P5054-5	478	3.3	56.8
48	P5048-5	440	2.9	50.1
42	P5042-5	402	2.6	43.3
36	P5036-5	364	2.2	36.5
30	P5030-5	337	1.8	29.8
24	P5024-5	309	1.5	23.0
21	P5021-5	296	1.3	19.6
18	P5018-5	282	1.1	16.3

- Single configuration floor panel (1 section).
- A hanging element can be attached at 50" H.
- Can be attached to Take Off and Uni-T System panels, hardware required, see p.455 to 63.
- 50" Connecting strip included. Horizontal woodgrain.
- Anodized aluminum frame.
- Maximum width of a panel is 60".

## Adjustment Zone – [amount to add to standard laminate prices]



Width	Fabric				
	COM / Gr.1	Gr.2	Gr.3	Gr.4	Gr.5
60	86	90	94	99	104
54	80	84	88	93	97
48	75	78	82	86	91
42	69	73	76	80	84
36	64	67	70	74	78
30	58	61	64	68	71
24	53	56	58	61	64
21	47	50	52	55	58
18	42	44	46	49	51

### SPECIFY

Code Base  
NA2-  - 0 /

**Specify Code:** Consult the above product code list.

**Base:** Specify finish: Standard laminate or fabric (see Adjustment Zone), see finishes on p.25.

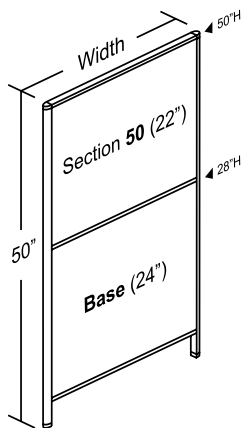
**Price calculation** The standard prices shown are for a configuration with a Thermally Fused Laminate finish (T.F.L.).

For other finishes, **ADD** the amount indicated in the **Adjustment Zone** to the standard price according to your choice.



# screens - panels

floor panel 50" H. - multiple configurations (2 sections)

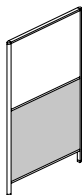


Width	Code	Price		
		Laminate	Cu.Ft.	lb
60	P5060-25	581	3.6	63.6
54	P5054-25	537	3.3	56.8
48	P5048-25	494	2.9	50.1
42	P5042-25	450	2.6	43.3
36	P5036-25	407	2.2	36.5
30	P5030-25	385	1.8	29.8
24	P5024-25	363	1.5	23.0
21	P5021-25	341	1.3	19.6
18	P5018-25	320	1.1	16.3

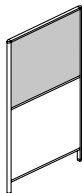
- Multiple configurations floor panel (2 sections).
- Can hold a surface at 28" and a hanging element at 42", 50" and 66" H.
- Can be attached to Take Off and Uni-T System panels, hardware required, see p.55 to 63.
- No shelf or hanging element can be attached to the hanging slot situated directly above an acrylic section.
- 50" Connecting strip included. Horizontal woodgrain.
- Anodized aluminum frame.
- Maximum width of a panel is 60".
- For tackboard finish, always indicate "T" before fabric code.

## Adjustment Zone - [amount to add to standard laminate prices]

BASE



Sect. 50



Width	Fabric					Acrylic	M-Board	Tackboard ( T _ _ _ )				
	COM / Gr.1	Gr.2	Gr.3	Gr.4	Gr.5			COM/Gr.1	Gr.2	Gr.3	Gr.4	Gr.5
60	61	64	67	70	74							
54	59	61	65	68	71							
48	56	59	62	65	68							
42	54	57	60	63	66							
36	52	54	57	60	63							
30	49	51	54	57	60							
24	47	50	52	55	58							
21	45	47	49	52	54							
18	41	43	45	47	50							
60	61	64	67	70	74	161	256	98	103	108	113	119
54	59	61	65	68	71	150	228	93	97	102	107	112
48	56	58	62	65	67	138	205	86	91	96	101	105
42	53	56	59	61	65	131	179	84	89	93	98	102
36	52	54	57	60	63	126	149	81	86	90	94	99
30	50	53	56	58	61	120	120	80	84	88	93	98
24	46	49	51	54	56	112	94	77	82	85	90	94
21	44	46	48	50	53	101	76	76	80	84	88	93
18	41	43	45	48	50	95	65	75	79	83	87	91

### SPECIFY

Code                      Base                      Sect. 50  
 NA2-  - O /  -

**Specify Code:** Consult the above product code list.

**Base:** Specify finish: Standard laminate or fabric (see Adjustment Zone), see finishes on p.25.

**Section:** Specify finish: Standard laminate or fabric (see Adjustment Zone), see finishes on p.25.

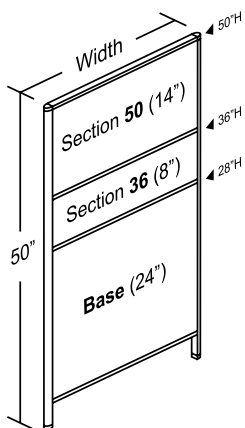
**Price calculation** The standard prices shown are for a configuration with a Thermally Fused laminate Finish (T.F.L.).

For other finishes, **ADD** the amount indicated in the **Adjustment Zone** to the standard price according to your choice.

# screens - panels

price list

floor panel 50" H. - multiple configurations [3 sections]



Width	Code	Price		
		Laminate	Cu.Ft.	lb
60	P5060-235	674	3.6	63.6
54	P5054-235	620	3.3	56.8
48	P5048-235	565	2.9	50.1
42	P5042-235	511	2.6	43.3
36	P5036-235	456	2.2	36.5
30	P5030-235	429	1.8	29.8
24	P5024-235	402	1.5	23.0
21	P5021-235	386	1.3	19.6
18	P5018-235	369	1.1	16.3

- Multiple configurations floor panel (3 sections).
- Can hold a surface at 28" and a hanging element at 36" and 50" H.
- Can be attached to Take Off and Uni-T System panels, hardware required, see p.55 to 63.
- No shelf or hanging element can be attached to the hanging slot situated directly above an acrylic section.
- 50" Connecting strip included. Horizontal woodgrain.
- Anodized aluminum frame.
- Maximum width of a panel is 60".
- For tackboard finish, always indicate "T" before fabric code.

## Adjustment Zone - [amount to add to standard laminate prices]

Width	Fabric					Acrylic	M-Board	Tackboard ( T_ _ _ _ )											
	COM / Gr.1	Gr.2	Gr.3	Gr.4	Gr.5			COM/Gr.1	Gr.2	Gr.3	Gr.4	Gr.5							
60	61	64	67	70	74														
54	59	61	65	68	71														
48	56	59	62	65	68														
42	54	57	60	63	66														
36	52	54	57	60	63														
30	49	51	54	57	60														
24	47	50	52	55	58														
21	45	47	49	52	54														
18	41	43	45	47	50														
60	49	51	54	57	60	133	76	93	97	102	107	112							
54	48	50	53	55	58	122	65	86	90	95	99	104							
48	46	49	51	54	56	112	55	83	87	91	96	101							
42	45	47	50	53	55	101	46	79	83	87	91	96							
36	44	47	49	51	54	92	40	77	81	85	89	94							
30	43	45	48	50	52	87	30	73	77	81	85	89							
24	42	44	46	48	51	81	25	72	75	79	83	87							
21	41	43	45	47	50	76	22	68	71	75	79	83							
18	40	42	44	46	49	73	19	64	67	71	74	78							
60	57	61	63	66	70	142	131	97	101	107	112	118							
54	54	57	60	63	66	130	120	90	94	99	104	109							
48	49	51	54	56	59	115	111	85	89	94	98	103							
42	48	50	52	55	57	109	98	83	87	92	96	101							
36	47	49	51	54	56	104	82	80	84	88	92	97							
30	45	48	50	52	55	98	65	77	81	85	89	93							
24	44	46	48	51	54	93	51	73	77	81	85	89							
21	43	44	47	49	51	81	44	70	73	77	81	85							
18	42	43	45	47	50	76	38	65	69	72	76	79							

### SPECIFY

Code                      Base      Sect. 36      Sect. 50  
 NA2- ( ) - O / ( ) - ( ) - ( )

**Specify Code:** Consult the above product code list.

**Base:** Specify finish: Standard laminate or fabric (see Adjustment Zone), see finishes on p.25.

**Section:** Specify finish: Standard laminate or fabric (see Adjustment Zone), see finishes on p.25.

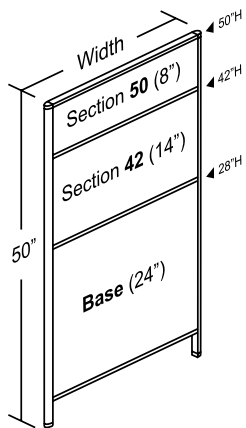
**Price calculation** The standard prices shown are for a configuration with a Thermally Fused Laminate finish (T.F.L.).

For other finishes, **ADD** the amount indicated in the **Adjustment Zone** to the standard price according to your choice.

# screens - panels

price list

floor panel 50" H. - multiple configurations [3 sections]

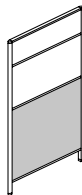


Width	Code	Price		
		Laminate	Cu.Ft.	lb
60	P5060-245	674	3.6	63.6
54	P5054-245	620	3.3	56.8
48	P5048-245	565	2.9	50.1
42	P5042-245	511	2.6	43.3
36	P5036-245	456	2.2	36.5
30	P5030-245	429	1.8	29.8
24	P5024-245	402	1.5	23.0
21	P5021-245	386	1.3	19.6
18	P5018-245	369	1.1	16.3

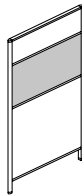
- Multiple configurations floor panel (3 sections).
- Can hold a surface at 28" and a hanging element at 42" and 50" H.
- Can be attached to Take Off and Uni-T System panels, hardware required, see p.55 to 63.
- No shelf or hanging element can be attached to the hanging slot situated directly above an acrylic section.
- 50" Connecting strip included. Horizontal woodgrain.
- Anodized aluminum frame.
- Maximum width of a panel is 60".
- For tackboard finish, always indicate "T" before fabric code.

## Adjustment Zone - [amount to add to standard laminate prices]

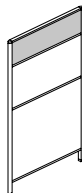
BASE



Sect. 42



Sect. 50



Width	Fabric						Acrylic	M-Board	Tackboard ( T_ _ _ _ )									
	COM / Gr.1	Gr.2	Gr.3	Gr.4	Gr.5	COM / Gr.1			Gr.2	Gr.3	Gr.4	Gr.5						
60	61	64	67	70	74													
54	59	61	65	68	71													
48	56	59	62	65	68													
42	54	57	60	63	66													
36	52	54	57	60	63													
30	49	51	54	57	60													
24	47	50	52	55	58													
21	45	47	49	52	54													
18	41	43	45	47	50													
60	57	60	63	66	69	142	131	97	101	107	112	118						
54	54	57	60	63	66	130	120	90	94	99	104	109						
48	48	52	53	56	59	115	111	85	89	94	99	103						
42	47	50	53	55	58	109	98	83	87	92	96	101						
36	46	48	52	53	56	104	82	80	84	88	92	97						
30	45	47	50	53	55	98	65	77	81	85	89	93						
24	44	46	47	52	54	93	51	73	77	81	85	89						
21	43	44	46	48	52	81	44	70	73	77	81	85						
18	41	43	46	47	50	76	38	65	69	72	76	79						
60	49	51	54	57	60	133	76	93	97	102	107	112						
54	48	50	53	55	58	122	65	86	90	95	99	104						
48	46	49	51	54	56	112	55	83	87	91	96	101						
42	45	47	50	53	55	101	46	79	83	87	91	96						
36	44	47	49	51	54	92	40	77	81	85	89	94						
30	43	45	48	50	52	87	30	73	77	81	85	89						
24	42	44	46	48	51	81	25	72	75	79	83	87						
21	41	43	45	47	50	76	22	68	71	75	79	83						
18	40	42	44	46	49	73	19	64	67	71	74	78						

### SPECIFY

Code                      Base      Sect. 42      Sect. 50  
 NA2- ( ) - O / ( ) - ( ) - ( )

**Specify Code:** Consult the above product code list.

**Base:** Specify finish: Standard laminate or fabric (see Adjustment Zone), see finishes on p.25.

**Section:** Specify finish: Standard laminate or fabric (see Adjustment Zone), see finishes on p.25.

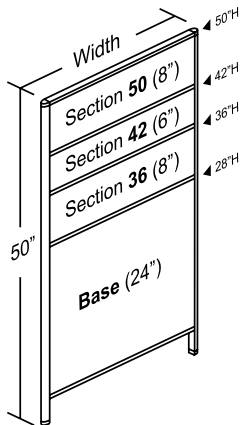
**Price calculation** The standard prices shown are for a configuration with a Thermally Fused Laminate finish (T.F.L.).

For other finishes, **ADD** the amount indicated in the **Adjustment Zone** to the standard price according to your choice.

# screens - panels

floor panel 50" H. - multiple configurations [4 sections]

price list

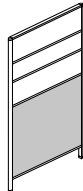


Width	Code	Price		
		Laminate	Cu.Ft.	lb
60	P5060-2345	708	3.6	63.6
54	P5054-2345	653	3.3	56.8
48	P5048-2345	599	2.9	50.1
42	P5042-2345	544	2.6	43.3
36	P5036-2345	491	2.2	36.5
30	P5030-2345	463	1.8	29.8
24	P5024-2345	435	1.5	23.0
21	P5021-2345	419	1.3	19.6
18	P5018-2345	403	1.1	16.3

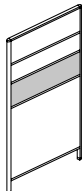
- Multiple configurations floor panel (4 sections).
- Can be attached to Take Off and Uni-T System panels, hardware required, see p.55 to 63.
- Can hold a surface at 28" and a hanging element at 36", 42" and 50" H.
- No shelf or hanging element can be attached to the hanging slot situated directly above an acrylic section.
- 50" Connecting strip included.
- Horizontal woodgrain.
- Anodized aluminum frame.
- Maximum width of a panel is 60".

### Adjustment Zone - [amount to add to standard laminate prices]

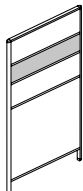
BASE



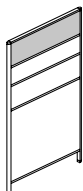
Sect. 36



Sect. 42



Sect. 50



Width	Fabric					Acrylic	M-Board	Tackboard ( T_ _ _ )				
	COM / Gr.1	Gr.2	Gr.3	Gr.4	Gr.5			COM / Gr.1	Gr.2	Gr.3	Gr.4	Gr.5
60	61	64	67	70	74							
54	59	61	65	68	71							
48	56	59	62	65	68							
42	54	57	60	63	66							
36	52	54	57	60	63							
30	49	51	54	57	60							
24	47	50	52	55	58							
21	45	47	49	52	54							
18	41	43	45	47	50							
60	49	51	54	57	60	133	76	93	97	102	107	112
54	48	50	53	55	58	122	65	86	90	95	99	104
48	46	49	51	54	56	112	55	83	87	91	96	101
42	45	47	50	53	55	101	46	79	83	87	91	96
36	44	47	49	51	54	92	40	77	81	85	89	94
30	43	45	48	50	52	87	30	73	77	81	85	89
24	42	44	46	48	51	81	25	72	75	79	83	87
21	41	43	45	47	50	76	22	68	71	75	79	83
18	40	42	44	46	49	73	19	64	67	71	74	78
60	48	50	53	55	58	131	71	86	90	95	99	104
54	46	48	50	53	56	120	60	83	87	92	96	101
48	44	46	49	51	54	108	52	80	84	88	93	97
42	43	45	47	49	52	98	44	76	80	84	88	93
36	41	43	45	47	50	88	37	74	78	82	86	90
30	36	38	40	42	44	83	27	71	74	78	82	86
24	34	36	38	39	41	79	22	69	72	76	80	84
21	32	33	35	37	39	71	19	65	69	72	76	79
18	30	31	33	35	36	65	16	61	64	68	71	74
60	49	51	54	57	60	133	76	93	97	102	107	112
54	48	50	53	55	58	122	65	86	90	95	99	104
48	46	49	51	54	56	112	55	83	87	91	96	101
42	45	47	50	53	55	101	46	79	83	87	91	96
36	44	47	49	51	54	92	40	77	81	85	89	94
30	43	45	48	50	52	87	30	73	77	81	85	89
24	42	44	46	48	51	81	25	72	75	79	83	87
21	41	43	45	47	50	76	22	68	71	75	79	83
18	40	42	44	46	49	73	19	64	67	71	74	78

### SPECIFY

Code                      Base      Sect. 36      Sect. 42      Sect. 50

NA2- ( ) - O / ( ) - ( ) - ( ) - ( )

Specify Code: Consult the above product code list.

Base: Specify finish: Standard laminate or fabric (see Adjustment Zone), see finishes on p.25.

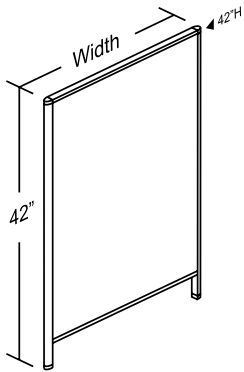
Section: Specify finish: Standard laminate or fabric (see Adjustment Zone), see finishes on p.25.

Price calculation The standard prices shown are for a configuration with a Thermally Fused Laminate finish (T.F.L.).

For other finishes, ADD the amount indicated in the Adjustment Zone to the standard price according to your choice.

# screens – panels

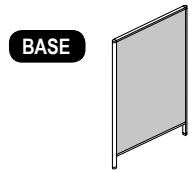
floor panel 42" H. – single configuration [1 section]



Width	Code	Price		
		Laminate	Cu.Ft.	lb
72	P4272-4	566	3.5	60.6
66	P4266-4	523	3.2	55.3
60	P4260-4	484	2.9	49.9
54	P4254-4	445	2.6	44.7
48	P4248-4	407	2.4	39.3
42	P4242-4	369	2.1	34.1
36	P4236-4	328	1.8	28.7
30	P4230-4	304	1.5	23.4
24	P4224-4	277	1.2	18.1
21	P4221-4	263	1.1	15.4
18	P4218-4	250	0.9	12.8

- Single configuration floor panel (1 section).
- A hanging element can be attached at 42" H.
- Can be attached to Take Off and Uni-T System panels, hardware required, see p.55 to 63.
- 42" Connecting strip included. Horizontal woodgrain.
- Anodized aluminum frame.
- [ ] 90° oriented fabric (Railroad), see p.23.

## Adjustment Zone – [amount to add to standard laminate prices]



Width	Fabric				
	COM / Gr.1	Gr.2	Gr.3	Gr.4	Gr.5
72	91	96	100	105	111
66	86	90	94	99	104
60	80	84	88	93	97
54	75	78	82	86	91
48	69	73	76	80	84
42	64	67	70	74	78
36	59	62	65	68	71
30	53	56	58	61	64
24	47	50	52	55	58
21	42	44	46	49	51
18	37	38	40	42	44

### SPECIFY

Code Base  
NA2-  - O /

**Specify Code:** Consult the above product code list.

**Base:** Specify finish: Standard laminate or fabric (see Adjustment Zone), see finishes on p.25.

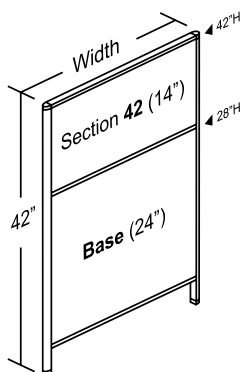
**Price calculation** The standard prices shown are for a configuration with a Thermally Fused Laminate finish (T.F.L.).

For other finishes, **ADD** the amount indicated in the **Adjustment Zone** to the standard price according to your choice.

# screens - panels

floor panel 42" H. - multiple configurations [2 sections]

price list

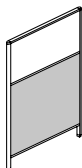


Width	Code	Price		
		Laminate	Cu.Ft.	lb
72	P4272-24	599	3.5	60.6
66	P4266-24	561	3.2	55.3
60	P4260-24	523	2.9	49.9
54	P4254-24	485	2.6	44.7
48	P4248-24	447	2.4	39.3
42	P4242-24	409	2.1	34.1
36	P4236-24	371	1.8	28.7
30	P4230-24	347	1.5	23.4
24	P4224-24	325	1.2	18.1
21	P4221-24	303	1.1	15.4
18	P4218-24	281	0.9	12.8

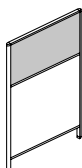
- Multiple configurations floor panel (2 sections).
- Can hold a surface at 28" and a hanging element at 42" H.
- Can be attached to Take Off and Uni-T System panels, hardware required, see p.55 to 63.
- No shelf or hanging element can be attached to the hanging slot situated directly above an acrylic section.
- 42" Connecting strip included. Horizontal woodgrain.
- Anodized aluminum frame.
- For tackboard finish, always indicate "T" before fabric code.
- [ ] 90° oriented fabric (Railroad) on "fabric" and "tackboard" sections see p.23.

**Adjustment Zone** - [amount to add to the standard laminate price]

**BASE**



**Sect. 42**



Width	Fabric					Acrylic	M-Board	Tackboard ( T_ _ _ _ )				
	COM / Gr.1	Gr.2	Gr.3	Gr.4	Gr.5			COM / Gr.1	Gr.2	Gr.3	Gr.4	Gr.5
72	64	68	71	74	78							
66	59	62	65	69	72							
60	55	58	61	64	67							
54	53	56	59	62	65							
48	51	54	56	59	62							
42	49	52	55	57	60							
36	47	49	52	55	57							
30	45	47	49	52	54							
24	43	45	47	50	52							
21	41	43	45	47	49							
18	37	39	41	43	45							
72	65	69	72	76	79	163	152	116	122	128	134	141
66	63	66	69	72	76	152	142	106	112	118	123	129
60	57	60	63	66	69	142	131	97	101	107	112	118
54	54	57	60	63	66	130	120	90	94	99	104	109
48	48	51	53	56	59	115	111	85	89	94	98	103
42	47	50	52	55	58	109	98	83	87	92	96	101
36	46	48	51	53	56	104	82	80	84	88	92	97
30	45	47	50	52	55	98	65	77	81	85	89	93
24	44	46	48	51	53	93	51	73	77	81	85	89
21	43	45	47	49	52	81	44	70	73	77	81	85
18	41	43	46	48	50	76	38	65	69	72	76	79

**SPECIFY**

Code                      Base                      Sect. 42  
 NA2- ( ) - O / ( ) - ( )

**Specify Code:** Consult the above product code list.

**Base:** Specify finish: Standard laminate or fabric (see Adjustment Zone), see finishes on p.25.

**Section:** Specify finish: Standard laminate or fabric (see Adjustment Zone), see finishes on p.25.

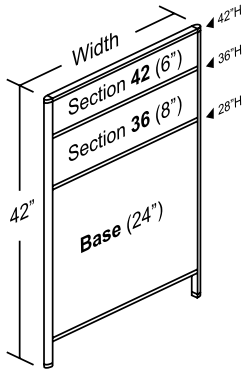
**Price calculation** The standard prices shown are for a configuration with a Thermally Fused Laminate finish (T.F.L.).

For other finishes, **ADD** the amount indicated in the **Adjustment Zone** to the standard price according to your choice.

# screens - panels

floor panel 42" H. - multiple configurations [3 sections]

price list

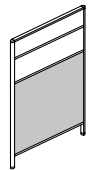


Width	Code	Price		
		Laminate	Cu.Ft.	lb
72	P4272-234	750	3.5	60.6
66	P4266-234	696	3.2	55.3
60	P4260-234	642	2.9	49.9
54	P4254-234	587	2.6	44.7
48	P4248-234	533	2.4	39.3
42	P4242-234	478	2.1	34.1
36	P4236-234	424	1.8	28.7
30	P4230-234	397	1.5	23.4
24	P4224-234	369	1.2	18.1
21	P4221-234	353	1.1	15.4
18	P4218-234	337	0.9	12.8

- Multiple configurations floor panel (3 sections). 42" Connecting strip included.
- Can hold a surface at 28" and a hanging element at 36" and 42" H.
- Can be attached to Take Off and Uni-T System panels, hardware required, see p.55 to 63.
- No shelf or hanging element can be attached to the hanging slot situated directly above an acrylic section.
- Horizontal woodgrain.
- Anodized aluminum frame.
- For tackboard finish, always indicate "T" before fabric code.
- [ ] 90° oriented fabric (Railroad) on "fabric" and "tackboard" sections see p.23.

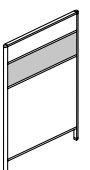
## Adjustment Zone - [amount to add to the standard laminate price]

BASE

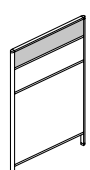


Width	Fabric					Acrylic	M-Board	Tackboard ( T _ _ _ )						
	COM / Gr.1	Gr.2	Gr.3	Gr.4	Gr.5			COM / Gr.1	Gr.2	Gr.3	Gr.4	Gr.5		
72	71	74	78	82	86									
66	65	69	72	76	79									
60	61	64	67	70	74									
54	59	61	65	68	71									
48	56	59	62	65	68									
42	54	57	60	63	66									
36	52	54	57	60	63									
30	49	51	54	57	60									
24	47	50	52	55	58									
21	45	47	49	52	54									
18	41	43	45	47	50									
72	54	57	60	63	66	155	98	114	120	126	132	139		
66	52	54	57	60	63	144	87	103	109	114	120	126		
60	49	51	54	57	60	133	76	93	97	102	107	112		
54	48	50	53	55	58	122	65	86	90	95	99	104		
48	46	49	51	54	56	112	55	83	87	91	96	101		
42	45	47	50	53	55	101	46	79	83	87	91	96		
36	44	47	49	51	54	92	40	77	81	85	89	94		
30	43	45	48	50	52	87	30	73	77	81	85	89		
24	42	44	46	48	51	81	25	72	75	79	83	87		
21	41	43	45	47	50	76	22	68	71	75	79	83		
18	40	42	44	46	49	73	19	64	67	71	74	78		
72	53	56	59	61	65	152	93	109	114	120	126	133		
66	50	53	56	58	61	142	81	98	102	108	113	119		
60	48	50	53	55	58	131	71	86	90	95	99	104		
54	46	48	50	53	56	120	60	83	87	92	96	101		
48	44	46	49	51	54	108	52	80	84	88	93	97		
42	43	45	47	49	52	98	44	76	80	84	88	93		
36	41	43	45	47	50	88	37	74	78	82	86	90		
30	36	38	40	42	44	83	27	71	74	78	82	86		
24	34	36	38	39	41	79	22	69	72	76	80	84		
21	32	33	35	37	39	71	19	65	69	72	76	79		
18	30	31	33	35	36	65	16	61	64	68	71	74		

Sect. 36



Sect. 42



### SPECIFY

Code                      Base      Sect. 36      Sect. 42  
 NA2- ( ) - O / ( ) - ( ) - ( )

**Specify Code:** Consult the above product code list.

**Base:** Specify finish: Standard laminate or fabric (see Adjustment Zone), see finishes on p.25.

**Section:** Specify = finish: Standard laminate or fabric (see Adjustment Zone), see finishes on p.25.

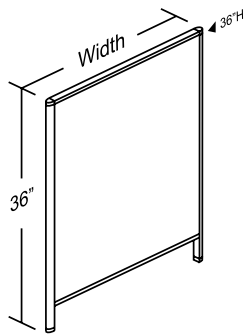
**Price calculation** The standard prices shown are for a configuration with a Thermally Fused Laminate finish (T.F.L.).

For other finishes, **ADD** the amount indicated in the **Adjustment Zone** to the standard price according to your choice.

# screens – panels

price list

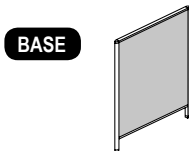
floor panel 36" H. – single configuration [1 section]



Width	Code	Price		
		Laminate	Cu.Ft.	lb
72	P3672-3	509	3.0	50.2
66	P3666-3	465	2.8	45.8
60	P3660-3	426	2.5	41.4
54	P3654-3	388	2.3	37.0
48	P3648-3	350	2.0	32.6
42	P3642-3	312	1.8	28.2
36	P3636-3	271	1.5	23.8
30	P3630-3	247	1.3	19.4
24	P3624-3	220	1.0	14.9
21	P3621-3	206	0.9	12.8
18	P3618-3	192	0.8	10.6

- Single configuration floor panel (1 section).
- A hanging element can be attached at 36" H.
- Can be attached to Take Off and Uni-T System panels, hardware required, see p.55 to 63.
- 36" Connecting strip included. Horizontal woodgrain.
- Anodized aluminum frame.
- 90° oriented fabric (Railroad), see p.23.

## Adjustment Zone – [amount to add to the standard laminate price]



Width	Fabric				
	COM / Gr.1	Gr.2	Gr.3	Gr.4	Gr.5
72	80	84	88	93	97
66	75	78	82	86	91
60	69	73	76	80	84
54	64	67	70	74	78
48	58	61	64	68	71
42	53	56	58	61	64
36	48	50	53	55	58
30	42	44	46	49	51
24	37	38	40	42	44
21	31	33	34	36	38
18	26	27	28	30	31

### SPECIFY

Code Base  
NA2-  - O /

**Specify Code:** Consult the above product code list.

**Base:** Specify the finish: Standard laminate or fabric (see Adjustment Zone), see finishes on p.25.

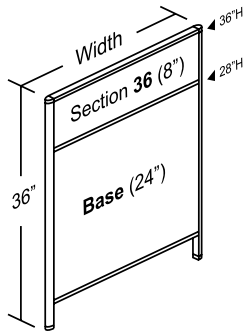
**Price calculation** The standard prices shown are for a configuration with a Thermally Fused Laminate finish (T.F.L.).

For other finishes, **ADD** the amount indicated in the **Adjustment Zone** to the standard price according to your choice.



# screens - panels

floor panel 36" H. - multiple configurations (2 sections)

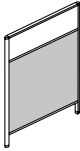


Width	Code	Price		
		Laminate	Cu.Ft.	lb
72	P3672-23	572	3.0	50.2
66	P3666-23	533	2.8	45.8
60	P3660-23	496	2.5	41.4
54	P3654-23	458	2.3	37.0
48	P3648-23	420	2.0	32.6
42	P3642-23	382	1.8	28.2
36	P3636-23	347	1.5	23.8
30	P3630-23	320	1.3	19.4
24	P3624-23	298	1.0	14.9
21	P3621-23	276	0.9	12.8
18	P3618-23	254	0.8	10.6

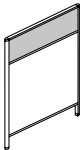
- Multiple configurations floor panel (2 sections).
- Can hold a surface at 28" and a hanging element at 36" H.
- Can be attached to Take Off and Uni-T System panels, hardware required, see p.55 to 63.
- No shelf or hanging element can be attached to the hanging slot situated directly above an acrylic section.
- 36" Connecting strip included. Horizontal woodgrain.
- Anodized aluminum frame.
- For tackboard finish, always indicate "T" before fabric code.
- [ ] 90° oriented fabric (Railroad) on "fabric" and "tackboard" sections see p.23.

### Adjustment Zone - (amount to add to standard laminate prices)

BASE



Sect. 36



Width	Fabric					Acrylic	M-Board	Tackboard ( T _ _ _ )				
	COM / Gr.1	Gr.2	Gr.3	Gr.4	Gr.5			COM / Gr.1	Gr.2	Gr.3	Gr.4	Gr.5
72	71	74	78	82	86							
66	65	69	72	76	79							
60	61	64	67	70	74							
54	59	61	65	68	71							
48	56	59	62	65	68							
42	54	57	60	63	66							
36	52	54	57	60	63							
30	49	51	54	57	60							
24	47	50	52	55	58							
21	45	47	49	52	54							
18	41	43	45	47	50							
72	55	57	61	63	66	155	98	114	120	126	132	139
66	51	55	57	59	63	144	87	103	109	114	120	126
60	49	51	54	57	60	133	76	93	97	102	107	112
54	48	50	53	55	58	122	65	86	90	95	99	104
48	46	49	51	54	56	112	55	83	87	91	96	101
42	45	47	50	53	55	101	46	79	83	87	91	96
36	44	47	49	51	54	92	40	77	81	85	89	94
30	43	45	48	50	52	87	30	73	77	81	85	89
24	42	44	46	48	51	81	25	72	75	79	83	87
21	41	43	45	47	50	76	22	68	71	75	79	83
18	40	42	44	46	49	73	19	64	67	71	74	78

**SPECIFY**

Code                      Base                      Sect. 36

NA2-  - O /  -

**Specify Code:** Consult the above product code list.

**Base:** Specify finish: Standard laminate or fabric (see Adjustment Zone), see finishes on p.25.

**Section:** Specify finish: Standard laminate or fabric (see Adjustment Zone), see finishes on p.25.

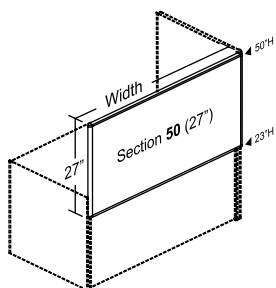
**Price calculation** The standard prices shown are for a configuration with a Thermally Fused Laminate finish (T.F.L.).

For other finishes, **ADD** the amount indicated in the **Adjustment Zone** to the standard price according to your choice.

# screens – panels

price list

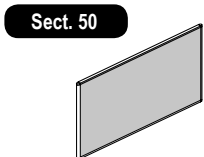
freestanding furniture-attached screen 50" H. – single configuration [1 section]



Width	Code	Price		
		Laminate	Cu.Ft.	lb
72	Pi2772-5	449	2.4	45.2
66	Pi2766-5	436	2.2	41.2
60	Pi2760-5	420	2.0	37.2
54	Pi2754-5	404	1.8	33.3
48	Pi2748-5	387	1.6	29.3
42	Pi2742-5	371	1.4	25.4
36	Pi2736-5	355	1.2	21.4
30	Pi2730-5	327	1.0	17.5
24	Pi2724-5	300	0.8	13.5
21	Pi2721-5	273	0.7	11.5
18	Pi2718-5	253	0.6	9.5

- Single configuration surface-attached screen (1 section).
- Can be attached to Take Off freestanding tables and desks, hardware included, see p.19.
- Screen thickness adds 1" to surface periphery.
- Must be attached to another screen (at 90° or 120°), cannot be used alone.
- 27" Connecting strip included. Horizontal woodgrain.
- Anodized aluminum frame.
- 90° oriented fabric (Railroad), see p.23.

## Adjustment Zone – [amount to add to standard laminate prices]



Width	Fabric				
	COM / Gr.1	Gr.2	Gr.3	Gr.4	Gr.5
72	70	73	77	80	85
66	67	71	74	78	82
60	65	68	71	75	79
54	62	65	68	72	75
48	59	62	65	69	72
42	57	59	62	66	69
36	54	57	59	62	65
30	52	55	58	60	63
24	51	53	56	59	62
21	49	51	54	57	60
18	46	48	51	53	56

### SPECIFY

Code Sect. 50  
NA2-  - O /

**Specify Code:** Consult the above product code list.

**Section 50:** Specify finish: Standard laminate or fabric (see Adjustment Zone), see finishes on p.25.

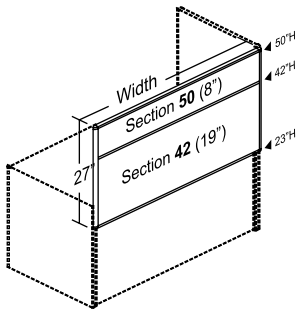
**Price calculation** The standard prices shown are for a configuration with a Thermally Fused Laminate finish (T.F.L.).

For other finishes, **ADD** the amount indicated in the **Adjustment Zone** to the standard price according to your choice.

# screens - panels

price list

freestanding furniture-attached screen 50" H. - multiple configurations (2 sections)



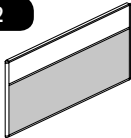
Width	Code	Price		
		Laminate	Cu.Ft.	lb
72	PI2772-45	484	2.4	45.2
66	PI2766-45	468	2.2	41.2
60	PI2760-45	452	2.0	37.2
54	PI2754-45	435	1.8	33.3
48	PI2748-45	419	1.6	29.3
42	PI2742-45	403	1.4	25.4
36	PI2736-45	386	1.2	21.4
30	PI2730-45	359	1.0	17.5
24	PI2724-45	332	0.8	13.5
21	PI2721-45	305	0.7	11.5
18	PI2718-45	278	0.6	9.5

- Multiple configurations surface-attached screen (2 sections).
- Can be attached to Take Off freestanding tables and desks, hardware included, see p.19.
- Screen thickness adds 1" to surface periphery.
- No shelf or hanging element can be attached to the hanging slot situated directly above an acrylic section.
- Must be attached to another screen (at 90° or 120°), cannot be used alone.
- 27" Connecting strip included. Horizontal woodgrain.
- Anodized aluminum frame.
- For tackboard finish, always indicate "T" before fabric code.
- [Symbol] 90° oriented fabric (Railroad) on "fabric" and "tackboard" sections see p.23.

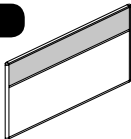
## Adjustment Zone - [amount to add to standard laminate prices]

Width	Fabric					Acrylic	M-Board	Tackboard ( T_ )				
	COM / Gr.1	Gr.2	Gr.3	Gr.4	Gr.5			COM / Gr.1	Gr.2	Gr.3	Gr.4	Gr.5
72	64	67	71	74	78							
66	62	65	68	72	75							
60	59	62	65	69	72							
54	57	59	62	66	69							
48	54	57	59	62	65							
42	51	54	56	59	62							
36	49	51	54	56	59							
30	47	49	52	54	57							
24	45	47	50	52	55							
21	44	46	48	50	53							
18	41	43	45	47	50							
72	54	57	60	63	66	155	98	114	120	126	132	139
66	52	54	57	60	63	144	87	103	109	114	120	126
60	49	51	54	57	60	133	76	93	97	102	107	112
54	48	50	53	55	58	122	65	86	90	95	99	104
48	46	49	51	54	56	112	55	83	87	91	96	101
42	45	47	50	53	55	101	46	79	83	87	91	96
36	44	47	49	51	54	92	40	77	81	85	89	94
30	43	45	48	50	52	87	30	73	77	81	85	89
24	42	44	46	48	51	81	25	72	75	79	83	87
21	41	43	45	47	50	76	22	68	71	75	79	83
18	40	42	44	46	49	73	19	64	67	71	74	78

Sect. 42



Sect. 50



### SPECIFY

Code                      Sect. 42    Sect. 50  
 NA2- ( ) - O / ( ) - ( )

Specify Code: Consult the above product code list.

Section 42: Specify finish: Standard laminate or fabric (see Adjustment Zone), see finishes on p.25.

Section 50: Specify finish: Standard laminate or fabric (see Adjustment Zone), see finishes on p.25.

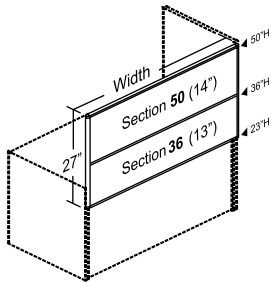
Price calculation The standard prices shown are for a configuration with a Thermally Fused Laminate finish (T.F.L.).

For other finishes, ADD the amount indicated in the Adjustment Zone to the standard price according to your choice.

# screens - panels

price list

freestanding furniture-attached screen 50" H. - multiple configurations (2 sections)

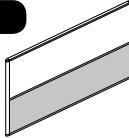


Width	Code	Price		
		Laminate	Cu.Ft.	lb
72	Pi2772-35	484	2.4	45.2
66	Pi2766-35	468	2.2	41.2
60	Pi2760-35	452	2.0	37.2
54	Pi2754-35	435	1.8	33.3
48	Pi2748-35	419	1.6	29.3
42	Pi2742-35	403	1.4	25.4
36	Pi2736-35	386	1.2	21.4
30	Pi2730-35	359	1.0	17.5
24	Pi2724-35	332	0.8	13.5
21	Pi2721-35	305	0.7	11.5
18	Pi2718-35	278	0.6	9.5

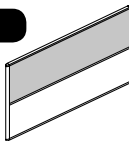
- Multiple configurations surface-attached screen (2 sections).
- Can be attached to Take Off freestanding tables and desks, hardware included, see p.19.
- Screen thickness adds 1" to surface periphery.
- No shelf or hanging element can be attached to the hanging slot situated directly above an acrylic section.
- Must be attached to another screen (at 90° or 120°), cannot be used alone.
- 27" Connecting strip included. Horizontal woodgrain.
- Anodized aluminum frame.
- For tackboard finish, always indicate "T" before fabric code.
- [ ] 90° oriented fabric (Railroad) on "fabric" and "tackboard" sections see p.23.

### Adjustment Zone - [amount to add to the standard laminate price]

Sect. 36



Sect. 50



Width	Fabric					Acrylic	M-Board	Tackboard ( T_ )				
	COM / Gr.1	Gr.2	Gr.3	Gr.4	Gr.5			COM / Gr.1	Gr.2	Gr.3	Gr.4	Gr.5
72	64	67	71	74	78							
66	62	65	68	72	75							
60	59	62	65	69	72							
54	57	59	62	66	69							
48	54	57	59	62	65							
42	51	54	56	59	62							
36	49	51	54	56	59							
30	47	49	52	54	57							
24	45	47	50	52	55							
21	44	46	48	50	53							
18	41	43	45	47	50							
72	65	69	72	76	79	163	152	116	122	128	134	141
66	63	66	69	72	76	152	142	106	112	118	123	129
60	57	60	63	66	69	142	131	97	101	107	112	118
54	54	57	60	63	66	130	120	90	94	99	104	109
48	48	51	53	56	59	115	111	85	89	94	98	103
42	47	50	52	55	58	109	98	83	87	92	96	101
36	46	48	51	53	56	104	82	80	84	88	92	97
30	45	47	50	52	55	98	65	77	81	85	89	93
24	44	46	48	51	53	93	51	73	77	81	85	89
21	43	45	47	49	52	81	44	70	73	77	81	85
18	41	43	46	48	50	76	38	65	69	72	76	79

### SPECIFY

Code                      Sect. 36      Sect. 50  
 NA2- ( ) - O / ( ) - ( )

Specify Code: Consult the above product code list.

Section 36: Specify finish: Standard laminate or fabric (see Adjustment Zone), see finishes on p.25.

Section 50: Specify finish: Standard laminate, fabric, acrylic, markerboard or tackboard (see Adjustment Zone), see finishes on p.25.

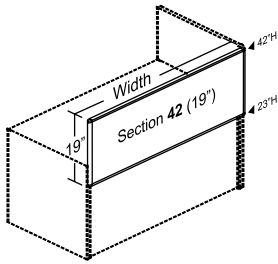
Price calculation The standard prices shown are for a configuration with a Thermally Fused Laminate finish (T.F.L.).

For other finishes, ADD the amount indicated in the Adjustment Zone to the standard price according to your choice.

# screens – panels

price list

freestanding furniture-attached screen 42" H. – single configuration [1 section]

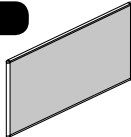


Width	Code	Price		
		Laminate	Cu.Ft.	lb
72	Pi1972-4	397	1.6	28.7
66	Pi1966-4	376	1.5	26.2
60	Pi1960-4	354	1.4	23.7
54	Pi1954-4	332	1.2	21.2
48	Pi1948-4	310	1.1	18.6
42	Pi1942-4	294	0.9	16.1
36	Pi1936-4	280	0.8	13.6
30	Pi1930-4	261	0.7	11.1
24	Pi1924-4	245	0.6	8.6
21	Pi1921-4	234	0.5	7.3
18	Pi1918-4	225	0.4	6.1

- Single configuration surface-attached screen (1 section).
- Can be attached to Take Off freestanding tables and desks, hardware included, see p.19.
- Screen thickness adds 1" to surface periphery.
- Must be attached to another screen (at 90° or 120°), cannot be used alone.
- 19" Connecting strip included. Horizontal woodgrain.
- Anodized aluminum frame.
- 90° oriented fabric (Railroad), see p.23.

## Adjustment Zone - [amount to add to standard laminate prices]

Sect. 42



Width	Fabric				
	COM / Gr.1	Gr.2	Gr.3	Gr.4	Gr.5
72	64	67	71	74	78
66	62	65	68	72	75
60	59	62	65	69	72
54	57	59	62	66	69
48	54	57	59	62	65
42	51	54	56	59	62
36	49	51	54	56	59
30	47	49	52	54	57
24	45	47	50	52	55
21	44	46	48	50	53
18	41	43	45	47	50

### SPECIFY

Code                      Sect. 42  
 NA2-  - O /

**Specify Code:** Consult the above product code list.

**Section 42:** Specify finish: Standard laminate or fabric (see Adjustment Zone), see finishes on p.25.

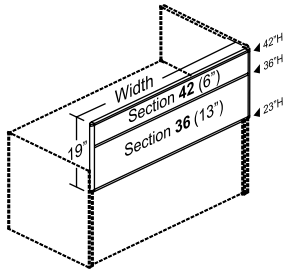
**Price calculation** The standard prices shown are for a configuration with a Thermally Fused Laminate finish (T.F.L.).

For other finishes, **ADD** the amount indicated in the **Adjustment Zone** to the standard price according to your choice.

# screens - panels

price list

freestanding furniture-attached screen 42" H. - multiple configurations (2 sections)

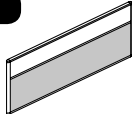


Width	Code	Price		
		Laminate	Cu.Ft.	lb
72	Pi1972-34	468	1.6	28.7
66	Pi1966-34	452	1.5	26.2
60	Pi1960-34	435	1.4	23.7
54	Pi1954-34	419	1.2	21.2
48	Pi1948-34	403	1.1	18.6
42	Pi1942-34	386	0.9	16.1
36	Pi1936-34	370	0.8	13.6
30	Pi1930-34	343	0.7	11.1
24	Pi1924-34	316	0.6	8.6
21	Pi1921-34	288	0.5	7.3
18	Pi1918-34	261	0.4	6.1

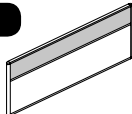
- Multiple configurations surface-attached screen (2 sections).
- Can be attached to Take Off freestanding tables and desks, hardware included, see p.19.
- Screen thickness adds 1" to surface periphery.
- No shelf or hanging element can be attached to the hanging slot situated directly above an acrylic section.
- Must be attached to another screen (at 90° or 120°), cannot be used alone.
- 19" Connecting strip included. Horizontal woodgrain.
- Anodized aluminum frame.
- For tackboard finish, always indicate "T" before fabric code.
- [ ] 90° oriented fabric (Railroad) on "fabric" and "tackboard" sections see p.23.

## Adjustment Zone - (amount to add to standard laminate prices)

Sect. 36



Sect. 42



Width	Fabric					Acrylic	M-Board	Tackboard (T_ _ _ _)				
	COM / Gr.1	Gr.2	Gr.3	Gr.4	Gr.5			COM / Gr.1	Gr.2	Gr.3	Gr.4	Gr.5
72	64	67	71	74	78							
66	62	65	68	72	75							
60	59	62	65	69	72							
54	57	59	62	66	69							
48	54	57	59	62	65							
42	51	54	56	59	62							
36	49	51	54	56	59							
30	47	49	52	54	57							
24	45	47	50	52	55							
21	44	46	48	50	53							
18	41	43	45	47	50							
72	53	56	59	61	65	152	93	109	114	120	126	133
66	50	53	56	58	61	142	81	98	102	108	113	119
60	48	50	53	55	58	131	71	86	90	95	99	104
54	46	48	50	53	56	120	60	83	87	92	96	101
48	44	46	49	51	54	108	52	80	84	88	93	97
42	43	45	47	49	52	98	44	76	80	84	88	93
36	41	43	45	47	50	88	37	74	78	82	86	90
30	36	38	40	42	44	83	27	71	74	78	82	86
24	34	36	38	39	41	79	22	69	72	76	80	84
21	32	33	35	37	39	71	19	65	69	72	76	79
18	30	31	33	35	36	65	16	61	64	68	71	74

### SPECIFY

Code                      Sect. 36    Sect. 42  
 NA2- ( ) - O / ( ) - ( )

Specify Code: Consult the above product code list.

Section 36: Specify the finish: Standard laminate or fabric (see Adjustment Zone), see finishes on p.25.

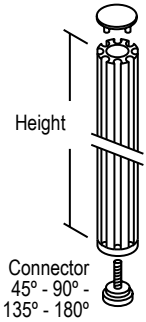
Section 42: Specify the finish: Standard laminate, fabric, acrylic, markerboard or tackboard (see Adjustment Zone), see finishes on p.25.

Price calculation The standard prices shown are for a configuration with a Thermally Fused Laminate finish (T.F.L.).

For other finishes, ADD the amount indicated in the Adjustment Zone to the standard price according to your choice.

# connectors

## 90° full-height connectors



Connector  
45° - 90° -  
135° - 180°

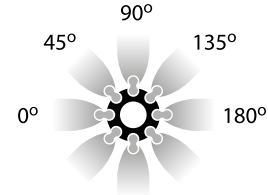
Height	Code	Price		
		Anodized	Cu.Ft.	lb
66	POC9066	38	0.4	2.0
50	POC9050	33	0.3	1.5
42	POC9042	30	0.2	1.2
36	POC9036	27	0.2	1.0

SPECIFY \_\_\_\_\_

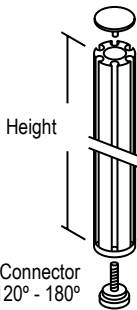
Code  
NA2-  - O

Specify Code: Consult the above product code list.

- Aluminum connectors used to join panels in an angled assembly (45° - 90° - 135° - 180°).
- Shipped with cap, leveler and full-height connecting strip.



## 120° full-height connectors



Connector  
60° - 120° - 180°

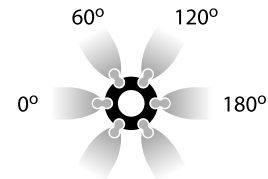
Height	Code	Price		
		Anodized	Cu.Ft.	lb
66	POC12066	35	0.4	2.0
50	POC12050	30	0.3	1.5
42	POC12042	27	0.2	1.2
36	POC12036	25	0.2	1.0

SPECIFY \_\_\_\_\_

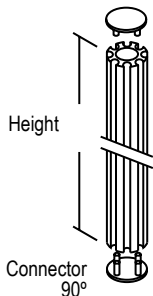
Code  
NA2-  - O

Specify Code: Consult the above product code list.

- Aluminum connectors used to join panels in an angled assembly (60° - 120° - 180°).
- Shipped with cap, leveler and full-height connecting strip.



## furniture-attached screens connectors



Connector  
90°

Height	Code	Price		
		Anodized	Cu.Ft.	lb
27	POiC9027	24	0.2	0.8
19	POiC9019	21	0.1	0.6

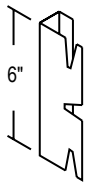
SPECIFY \_\_\_\_\_

Code  
NA2-  - O

Specify Code: Consult the above product code list.

- Aluminum connectors used to join privacy screens in an angled assembly on freestanding furniture (90°).
- Shipped with top & bottom caps and full-height connecting strip.





Width	Code	Price		Cu.Ft.	lb
		Anodized			
66	WAC	35		0.1	0.6

- Connector used for assembly of a perpendicular screen to a wall.
- Shipped in pairs.
- Allow a certain adjustment of the Nano screen.
- Wall mounting hardware (screws) not included.
- Reversible.
- Silver finish

SPECIFY \_\_\_\_\_

Code  
NA5-  - 3090

Specify Code: Consult the above product code list.

## cabling pole for vertical profile - 120" H.



Dimension	Code	Price	Cu.Ft.	lb
2" x 3"	EP23	272	0.1	6.3
2" x 2"	EP22	247	0.1	6.3

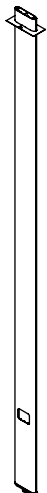
- 10' cabling pole for ceiling power connection that can be attached onto the vertical profile for the panels.
- Finishing collar and hardware included.
- Power connection to order separately.
- Available in a "tube" format 2" x 2" or 2" x 3". The 2" x 3" cabling pole comes with an integrated metal divider down its length.
- Silver finish

SPECIFY \_\_\_\_\_

Code  
NA5 -  - 3090

Specify Code: Consult the above product code list.

## 6" cabling pole - 120" H.



Dimension	Code	Price	Cu.Ft.	lb
1" x 6"	EPE16	540	0.1	6.3

- 6' cabling pole for ceiling power connection, that can be attached to the end of a Nano panel.
- Finishing collar and connecting strip included.
- Power feed connector to be ordered separately.
- Anodized aluminium finish.

SPECIFY \_\_\_\_\_

Code  
NA5 -  - 0

Specify Code: Consult the above product code list.



# connectors

## 6" cabling pole for electrical harness - 120" H.



Dimensions	Code	Price	Cu.Ft.	lb
1" x 6"	EPEH16	620	0.1	9.0

- 6" cabling pole for electrical harness and ceiling power connection that can be attached between 2 Nano panels.
- Finishing collar and connecting strip included.
- Power connection, harness HSS30 and duplex outlet to be ordered separately.
- Comes with an integrated metal divider down its length
- Anodized aluminum finish.

SPECIFY

Code  
NA5-  - 0

Specify Code: Consult the above product code list.

## 6" fillers - 36-42-50-66" H.



Dimensions	Code	Price	Cu.Ft.	lb
66" H.	EPF1666	321	0.1	9.8
50" H.	EPF1650	299	0.1	7.7
42" H.	EPF1642	287	0.1	6.6
36" H.	EPF1636	279	0.1	5.7

- 6" fillers can be installed at the end of a Nano panel.
- Connecting strip included.
- Anodized aluminum finish.

SPECIFY

Code  
NA5 -  - 0

Specify Code: Consult the above product code list.

## stabilizer foot kit



	Code	Price	Cu.Ft.	lb
Pair	PSTAB	126	0.1	4.0

- Stabilizer foot kit for floor panel.
- Attaches to the vertical profile panel.
- Shipped in pairs.
- Silver finish.

SPECIFY

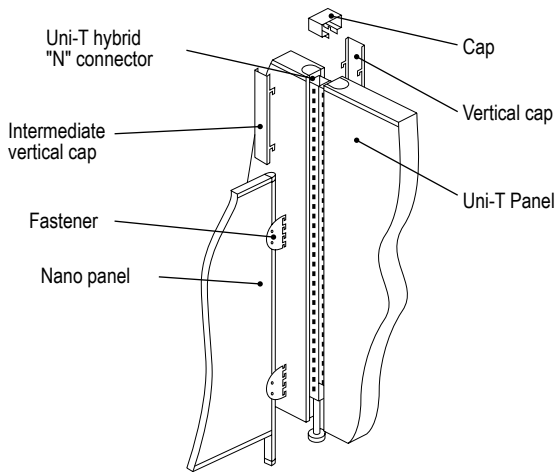
Code  
NA5 -  - 3090

Specify Code: Consult the above product code list.

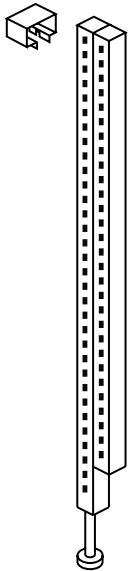
# connectors

price list

hybrid assembly: Nano panel with a Uni-T panels - N2 series [rounded]



hybrid connector for Nano panel with Uni-T panels - N2 series [rounded]



**Connectors for regular panels**

Height	Code	Price	Cu.Ft.	lb
82	<b>C82N</b>	193	0.6	2.0
66	<b>C66N</b>	163	0.5	1.0
50	<b>C50N</b>	129	0.4	14.0
42	<b>C42N</b>	121	0.3	12.0
34	<b>C34N</b>	97	0.2	10.0

- Connector with metal cap used to assemble 2 Uni-t panels, N2 series (rounded) when "T" assembly 180° with a Nano panel.
- Black connector, specify the finish for the cap.

**Connectors for over-panels**

40	<b>CE40N</b>	128	0.3	12.0
32	<b>CE32N</b>	122	0.3	10.0
24	<b>CE24N</b>	107	0.2	8.0
16	<b>CE16N</b>	88	0.2	6.0
8	<b>CE08N</b>	85	0.2	4.0

**SPECIFY**

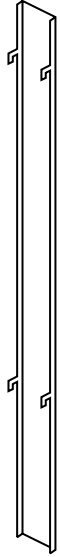
Code Metal  
 NA5-  -

**Specify Code:** Consult the above product code list.

**Metal :** Black (3067), Charcoal (3064), Silver (3090), Frost (3065), Ashen (3370) Champagne (3311), Sand (3009), Grey (3063) or Polar White (3002).

# connectors

hybrid vertical connector covers for Nano panels  
with Uni-T panels - N2 series [rounded]



### Connectors for regular panels

Height	Code	Price	Cu.Ft.	lb
82	<b>C82TCN</b>	45	0.6	1.7
66	<b>C66TCN</b>	42	0.5	1.4
50	<b>C50TCN</b>	38	0.4	1.0
42	<b>C42TCN</b>	36	0.3	0.9
34	<b>C34TCN</b>	34	0.2	0.7

• Vertical connector cover installs with the hybrid connector for Nano panel with Uni-T system - N2 (rounded) in a "T" assembly 180°.

### Intermediate caps

46	<b>C46TCN</b>	37	0.4	0.9
40	<b>C40TCN</b>	35	0.3	0.8
32	<b>C32TCN</b>	33	0.3	0.7
24	<b>C24TCN</b>	31	0.2	0.5
16	<b>C16TCN</b>	23	0.2	0.3
8	<b>C08TCN</b>	21	0.1	0.2

• The intermediate cap must be installed to fill the height difference between Nano & Uni-T panels.

### SPECIFY

Code Metal  
NA5-  -

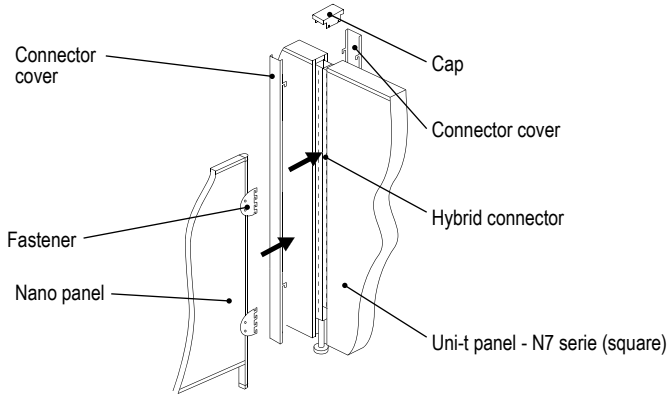
**Specify Code:** Consult the above product code list.

**Metal :** Black (3067), Charcoal (3064), Silver (3090), Frost (3065), Ashen (3370) Champagne (3311), Sand (3009), Grey (3063) or Polar White (3002).

# connectors

price list

## hybrid assembly: Nano panel with a Uni-t panel - N7 serie [square]



## hybrid connectors for Nano panel with Uni-t panel - N7 serie [square]



For base panels

Code	Price	Cu.Ft.	lb
C82N	231	0.6	20.0
C66N	212	0.5	18.0
C50N	194	0.4	14.0
C42N	177	0.3	12.0
C34N	161	0.2	10.0

- Connector with a metal cap used to join 2 Uni-t panels N7 series (square) in a "T" assembly (180°) with a Nano panel.
- Connector is Black specify cap finish.

SPECIFY

Code Metal  
NA7-  -

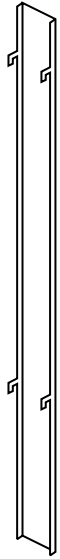
Specify Code: Consult the above product code list.

Metal : Black (3067), Charcoal (3064), Silver (3090), Frost (3065) or Polar White (3002).

# connectors

price list

## hybrid connector for Nano panel with Uni-t panel – N7 serie [square]



For base panel

Code	Price	Cu.Ft.	lb
<b>C82TCN</b>	46	0.6	2.0
<b>C66TCN</b>	44	0.5	2.0
<b>C50TCN</b>	40	0.4	1.0
<b>C42TCN</b>	35	0.3	1.0
<b>C34TCN</b>	31	0.2	1.0

• Vertical cap must be installed with the Uni-t hybrid, N7 serie connector in a "T" (square) 180° panel assembly.

SPECIFY

Code Metal  
 NA7-  -

Specify Code: Consult the above product code list.

Metal : Black (3067), Charcoal (3064), Silver (3090), Frost (3065) or Polar White (3002).

## Uni-T / Nano hybrid fasteners N2 and N7 series



	Code	Price	Cu.Ft.	lb
Pair	<b>GNU2</b>	32	0.1	1.0

• Fasteners used to join a Nano panel to a Uni-T connector.

• N2 serie.

• Shipped in pairs.

• Silver finish.

SPECIFY

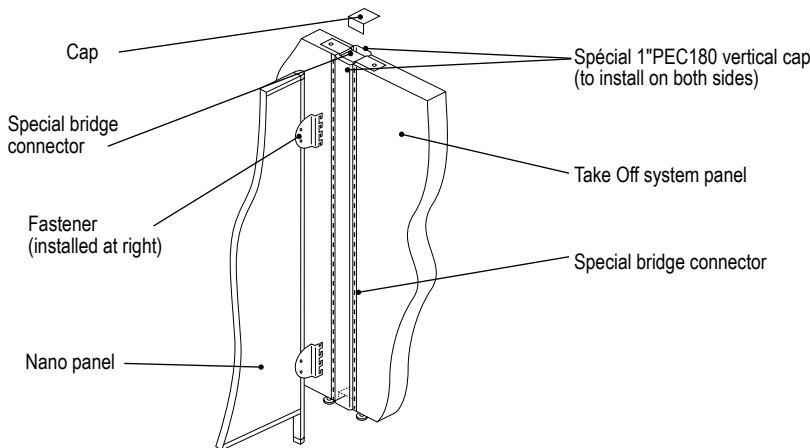
Code Metal  
 NA5-  - 3090

Specify Code: Consult the above product code list.

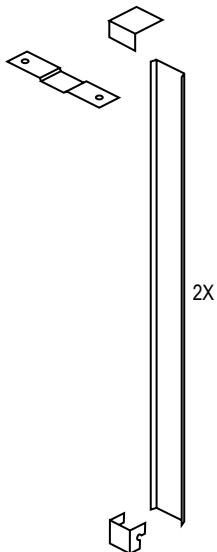
# connectors

price list

## Nano panel + Take Off system connection



## vertical caps, bridge connectors and cap - hybrid connection Nano panel on Take Off system



Height	Code	Price	Cu.Ft.	lb
82	PECN180	58	0.5	0.3

• Kit used to join 2 Take Off panels in a "T" assembly (180°) with a Nano panel.

SPECIFY

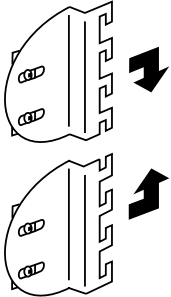
NA2-  Code -  Metal

Specify Code: Consult the above product code list.

Metal : Black (N),Charcoal (F), Grey (G) or Sand (S).

# furniture

## Take Off system / Nano hybrid fasteners



**Set of 2 fasteners**

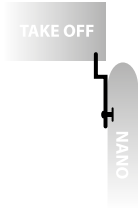
Code	Price	Cu.Ft.	lb
GNT2	35	0.1	1.0

- Used to join a Nano panel to a Take Off panel.
- Shipped in pairs.
- Silver finish.

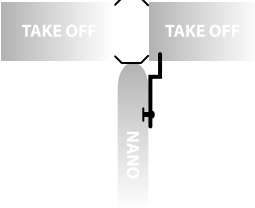
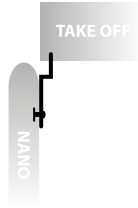
SPECIFY \_\_\_\_\_

Code  
NA5-  - 3090

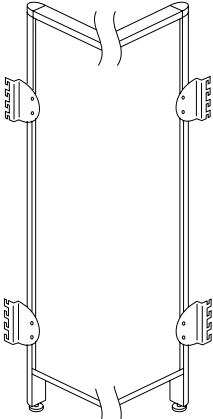
Specify Code: Consult the above product code list.



In a 90° assembly the fasteners (reversible) must be positioned inside the Nano panel.

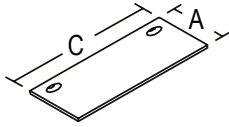


In a "T" assembly the fasteners (reversible) can be positioned on either sides of the Nano panel.



Fasteners are shipped in set of 2 to allow installation near top and bottom of panel.

- Rectangular surfaces attaches to Nano panels. Surfaces 42" wide or less have one grommet
- Surfaces 54" in length or more: 3 supports included on the "C" dimension side.
- Surfaces 48" in length or less: 2 supports included on the "C" dimension side.
- Lateral supports sold separately, page 89.



Dimensions			Surf. : 1" ⇕ (C) CHARLIE		Surf. : 1 1/2" ⇕ (i) INDIA		Specifications			
A	C	E	Code	T.F.L.	H.P.L.	T.F.L.	H.P.L.	Cu.Ft	lb(c)	lb(i)
36	72	3	SSi3672	454	569	499	668	4.9	71.0	110.7
36	66	3	SSi3666	426	534	470	625	4.5	65.1	101.5
36	60	3	SSi3660	392	491	434	575	4.1	59.3	92.4
36	54	3	SSi3654	372	464	411	544	2.9	54.0	81.0
36	48	2	SSi3648	329	415	365	489	2.6	48.0	72.0
30	72	3	SSi3072	419	512	458	600	4.1	59.2	92.3
30	66	3	SSi3066	392	476	433	562	3.8	54.3	84.7
30	60	3	SSi3060	358	441	402	519	3.5	49.4	77.0
30	54	3	SSi3054	337	411	378	483	3.1	44.5	69.4
30	48	2	SSi3048	294	360	330	424	2.8	39.6	61.7
30	42	2	SSi3042	266	317	293	375	2.5	34.5	53.8
30	36	2	SSi3036	246	289	268	338	2.1	29.6	46.1
30	30	2	SSi3030	225	260	244	303	1.8	24.7	38.5
30	24	2	SSi3024	204	239	235	282	1.1	20.0	30.0
24	72	3	SSi2472	371	448	413	526	3.4	47.4	73.8
24	66	3	SSi2466	351	419	387	491	3.1	43.4	67.7
24	60	3	SSi2460	331	391	360	454	2.8	39.5	61.6
24	54	3	SSi2454	310	370	348	433	2.5	35.6	55.5
24	48	2	SSi2448	266	325	306	381	2.3	31.7	49.4
24	42	2	SSi2442	239	282	266	332	2.0	27.6	43.0
24	36	2	SSi2436	225	254	240	297	1.7	23.7	36.9
24	30	2	SSi2430	204	239	235	282	1.4	19.7	30.8
24	24	2	SSi2424	190	232	229	267	1.2	15.8	24.7
21	72	3	SSi2172	371	448	413	526	2.5	42.0	63.0
21	66	3	SSi2166	351	419	387	491	2.3	38.5	57.8
21	60	3	SSi2160	330	391	361	455	2.2	34.6	53.9
21	54	3	SSi2154	311	370	348	433	2.1	31.2	48.6
21	48	2	SSi2148	265	325	306	382	2.0	27.7	43.2
21	42	2	SSi2142	239	282	265	332	1.8	24.2	37.6
21	36	2	SSi2136	226	254	240	297	1.5	20.7	32.3
21	30	2	SSi2130	204	239	235	282	1.3	17.3	26.9
21	24	2	SSi2124	191	232	229	268	1.0	13.9	21.6
18	72	3	SSi1872	361	433	399	507	2.0	36.0	54.0
18	66	3	SSi1866	346	405	378	474	1.8	33.0	49.5
18	60	3	SSi1860	321	378	350	439	1.7	30.0	45.0
18	54	3	SSi1854	304	357	337	421	1.5	27.0	40.5
18	48	2	SSi1848	261	311	293	358	1.3	24.0	36.0
18	42	2	SSi1842	237	270	258	314	1.2	21.0	31.5
18	36	2	SSi1836	219	251	245	296	1.0	18.0	27.0
18	30	2	SSi1830	201	237	233	277	0.9	15.0	22.5
18	24	2	SSi1824	187	222	227	258	0.7	12.0	18.0

E: Number of supports

**SPECIFY**

**OPTION**

Series Code Surface Edge Grom. M-Outlet  
 NA  -  -  /  -  -

**Specify Series:** Specify the series C or I, see p.14.

**Code:** Consult the above product code list.

**Surface / Edge:** Specify finish, p.24-25.

**Grommet:** Specify finish: Black (GN), Frost (GA) or remove grommets (NG), no charge.

**Option Multi-outlet:** Multi-outlet can be installed at left (DL), center (DC) or right (DR), add \$159 each, see p.14.

On surfaces 36" wide or less, only the center multi-outlet (DC) can be installed.

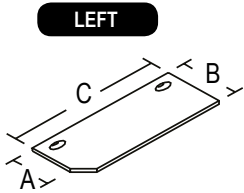


# furniture

## angle-notched surfaces

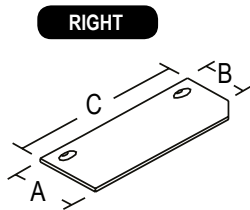
price list

- Left angle-notched rectangular surfaces attaches to Nano panels. Surfaces 42" wide or less have one grommet
- Surfaces 54" in length or more: 3 supports included on the "C" dimension side.
- Surfaces 48" in length or less: 2 supports included on the "C" dimension side.
- Lateral supports sold separately, see p.89.



Dimensions					Surf. : 1" ⇅ (C) CHARLIE		Surf. : 1 1/2" ⇅ (i) INDIA		Specifications		
A	B	C	E	Code	T.F.L.	H.P.L.	T.F.L.	H.P.L.	Cu.Ft	lb(c)	lb(i)
24	30	72	3	SSN243072	475	569	516	657	4.1	58.7	91.6
24	30	66	3	SSN243066	448	534	489	618	3.8	53.8	83.9
24	30	60	3	SSN243060	413	497	458	575	3.5	49.0	76.3
24	30	54	3	SSN243054	392	469	436	540	3.1	44.0	68.6
24	30	48	2	SSN243048	348	418	387	481	2.8	39.1	61.0
24	30	42	2	SSN243042	321	375	349	431	2.5	34.0	53.0
24	30	36	2	SSN243036	301	346	326	396	2.1	29.1	45.4
24	30	30	2	SSN243030	279	317	302	360	1.8	24.2	37.7
18	24	72	3	SSN182472	426	504	470	583	3.4	46.9	73.1
18	24	66	3	SSN182466	406	476	444	547	3.1	43.0	67.0
18	24	60	3	SSN182460	386	448	418	512	2.8	39.1	60.9
18	24	54	3	SSN182454	364	426	406	491	2.5	35.1	54.7
18	24	48	2	SSN182448	321	381	364	439	2.3	31.2	48.6
18	24	42	2	SSN182442	294	338	322	388	2.0	27.1	42.3
18	24	36	2	SSN182436	279	310	297	353	1.7	23.2	36.2
18	24	30	2	SSN182430	259	297	291	338	1.4	19.3	30.0

- Right angle-notched rectangular surfaces attaches to Nano panels. Surfaces 42" wide or less have one grommet
- Surfaces 54" in length or more: 3 supports included on the "C" dimension side.
- Surfaces 48" in length or less: 2 supports included on the "C" dimension side.
- Lateral supports sold separately, see p.89.



30	24	72	3	SSN302472	475	569	516	657	4.1	58.7	91.6
30	24	66	3	SSN302466	448	534	489	618	3.8	53.8	83.9
30	24	60	3	SSN302460	413	497	458	575	3.5	49.0	76.3
30	24	54	3	SSN302454	392	469	436	540	3.1	44.0	68.6
30	24	48	2	SSN302448	348	418	387	481	2.8	39.1	61.0
30	24	42	2	SSN302442	321	375	349	431	2.5	34.0	53.0
30	24	36	2	SSN302436	301	346	326	396	2.1	29.1	45.4
30	24	30	2	SSN302430	279	317	302	360	1.8	24.2	37.7
24	18	72	3	SSN241872	426	504	470	583	3.4	46.9	73.1
24	18	66	3	SSN241866	406	476	444	547	3.1	43.0	67.0
24	18	60	3	SSN241860	386	448	418	512	2.8	39.1	60.9
24	18	54	3	SSN241854	364	426	406	491	2.5	35.1	54.7
24	18	48	2	SSN241848	321	381	364	439	2.3	31.2	48.6
24	18	42	2	SSN241842	294	338	322	388	2.0	27.1	42.3
24	18	36	2	SSN241836	279	310	297	353	1.7	23.2	36.2
24	18	30	2	SSN241830	259	297	291	338	1.4	19.3	30.0

E: Number of supports

SPECIFY

OPTION

NA  -  -  /  -  -

**Specify Series:** Specify the series C or I, see p.14.

**Code:** Consult the above product code list.

**Surface / Edge:** Specify finish, p.24-25.

**Grommet:** Specify finish: Black (GN), Frost (GA) or remove grommets (NG), no charge.

**Option Multi-outlet:** Multi-outlet can be installed at left (DL), center (DC) or right (DR), add \$159 each, see p.14.

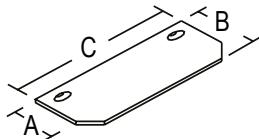
On surfaces 36" wide or less, only the center multi-outlet (DC) can be installed.

# furniture

## angle-notched surfaces

price list

- Angle-notched (left & right) rectangular surfaces attaches to Nano panels. Surfaces 42" wide or less have one grommet
- Surfaces 54" in length or more: 3 supports included on the "C" dimension side.
- Surfaces 48" in length or less: 2 supports included on the "C" dimension side.
- Lateral supports sold separately, see p.89.



Dimensions					Surf. : 1" ⇅ (C) CHARLIE		Surf. : 1 1/2" ⇅ (i) INDIA		Specifications		
A	B	C	E	Code	T.F.L.	H.P.L.	T.F.L.	H.P.L.	Cu.Ft	lb(c)	lb(i)
24	30	72	3	SSND243072	501	597	544	686	4.1	58.3	90.8
24	30	66	3	SSND243066	475	562	518	647	3.8	53.4	83.2
24	30	60	3	SSND243060	440	526	488	605	3.5	48.5	75.6
24	30	54	3	SSND243054	419	497	464	569	3.1	43.6	67.9
24	30	48	2	SSND243048	376	446	416	510	2.8	38.7	60.3
24	30	42	2	SSND243042	348	403	377	459	2.5	33.6	52.3
24	30	36	2	SSND243036	328	375	354	424	2.1	28.7	44.7
24	30	30	2	SSND243030	307	346	330	388	1.8	23.7	37.0
18	24	72	3	SSND182472	454	534	499	612	3.4	46.4	72.3
18	24	66	3	SSND182466	433	504	472	575	3.1	42.5	66.2
18	24	60	3	SSND182460	413	476	446	540	2.8	38.6	60.1
18	24	54	3	SSND182454	392	454	434	519	2.5	34.7	54.0
18	24	48	2	SSND182448	348	410	392	467	2.3	30.7	47.9
18	24	42	2	SSND182442	321	368	352	418	2.0	26.7	41.5
18	24	36	2	SSND182436	307	338	325	381	1.7	22.7	35.4
18	24	30	2	SSND182430	287	325	321	368	1.4	18.8	29.3

E: Number of supports

### SPECIFY

### OPTION

Series Code Surface Edge Grom. M-Outlet  
 NA  -  -  /  -  -

**Specify Series:** Specify the series C or I, see p.14.

**Code:** Consult the above product code list.

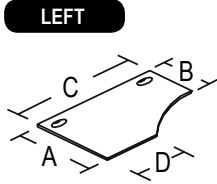
**Surface / Edge:** Specify finish, p.24-25.

**Grommet:** Specify finish: Black (GN), Frost (GA) or remove grommets (NG), no charge.

**Option Multi-outlet:** Multi-outlet can be installed at left (DL), center (DC) or right (DR), add \$159 each, see p.14.

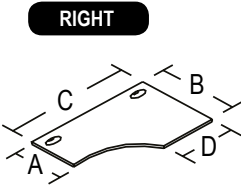
On surfaces 36" wide or less, only the center multi-outlet (DC) can be installed.

- Connecting surfaces (left) attaches to Nano panels. Surface 42" wide has one grommet
- Surfaces 54" in length or more: 3 supports included on the "C" dimension side.
- Surfaces 48" in length or less: 2 supports included on the "C" dimension side.
- Lateral supports sold separately, see p.89



Dimensions						Surf. : 1" ⇅ (C) CHARLIE		Surf. : 1 1/2" ⇅ (i) INDIA		Specifications		
A	B	C	D	E	Code	T.F.L.	H.P.L.	T.F.L.	H.P.L.	Cu.Ft	lb(c)	lb(i)
36	24	72	24	3	SSV36247224	501	618	557	726	4.9	61.0	91.5
36	24	66	24	3	SSV36246624	473	583	528	683	4.5	56.3	84.5
36	24	60	24	3	SSV36246024	440	540	492	633	4.1	51.6	80.2
30	18	72	21	3	SSV30187221	468	562	515	656	4.1	48.3	72.5
30	18	72	18	3	SSV30187218	468	562	515	656	4.1	47.6	71.5
30	18	66	21	3	SSV30186621	441	526	489	618	3.8	44.6	67.0
30	18	66	18	3	SSV30186618	441	526	489	618	3.8	44.0	66.0
30	18	60	21	3	SSV30186021	406	491	458	575	3.5	41.1	63.8
30	18	60	18	3	SSV30186018	406	491	458	575	3.5	40.4	62.9
30	18	48	21	2	SSV30184821	341	410	387	481	2.8	33.7	52.4
30	18	48	18	2	SSV30184818	341	410	387	481	2.8	33.1	51.4
24	18	42	18	2	SSV24184218	287	332	322	388	2.5	29.2	45.5

- Connecting surfaces (right) attaches to Nano panels. Surface 42" wide has one grommet
- Surfaces 54" in length or more: 3 supports included on the "C" dimension side.
- Surfaces 48" in length or less: 2 supports included on the "C" dimension side.
- Lateral supports sold separately, see p.89



24	36	72	24	3	SSV24367224	501	618	557	726	4.9	61.0	91.5
24	36	66	24	3	SSV24366624	473	583	528	683	4.5	56.3	84.5
24	36	60	24	3	SSV24366024	440	540	492	633	4.1	51.6	80.2
18	30	72	21	3	SSV18307221	468	562	515	656	4.1	48.3	72.5
18	30	72	18	3	SSV18307218	468	562	515	656	4.1	47.6	71.5
18	30	66	21	3	SSV18306621	441	526	489	618	3.8	44.6	67.0
18	30	66	18	3	SSV18306618	441	526	489	618	3.8	44.0	66.0
18	30	60	21	3	SSV18306021	406	491	458	575	3.5	41.1	63.8
18	30	60	18	3	SSV18306018	406	491	458	575	3.5	40.4	62.9
18	30	48	21	2	SSV18304821	341	410	387	481	2.8	33.7	52.4
18	30	48	18	2	SSV18304818	341	410	387	481	2.8	33.1	51.4
18	24	42	18	2	SSV18244218	287	332	322	388	2.5	29.2	45.5

E: Number of supports

SPECIFY					OPTION	
Series	Code	Surface	Edge	Grom.	M-Outlet	
NA	<input type="text"/>	- <input type="text"/>	- <input type="text"/>	/ <input type="text"/>	- <input type="text"/>	- <input type="text"/>

**Specify Series:** Specify the series C or I, see p.14.

**Code:** Consult the above product code list.

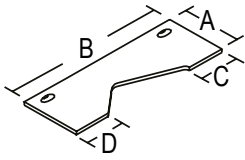
**Surface / Edge:** Specify finish, p.24-25.

**Grommet:** Specify finish: Black (GN), Frost (GA) or remove grommets (NG), no charge.

**Option Multi-outlet:** Multi-outlet can be installed at left (DL), center (DC) or right (DR), add \$159 each, see p.14.

On surfaces 36" wide or less, only the center multi-outlet (DC) can be installed.

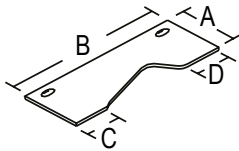
**LEFT**



- Notched surfaces (left) attaches to Nano panels.
- Lateral supports sold separately, see p.89.

Dimensions						Surf. : 1" ⇅ (C) CHARLIE		Surf. : 1 1/2" ⇅ (I) INDIA		Specifications		
A	B	C	D	E	Code	T.F.L.	H.P.L.	T.F.L.	H.P.L.	Cu.Ft	lb(c)	lb(i)
30	72	18	22	3	<b>SSEL3072</b>	488	583	548	690	4.1	54.2	84.5
30	66	18	16	3	<b>SSEL3066</b>	461	547	511	640	3.8	49.3	76.8
30	60	18	10	3	<b>SSEL3060</b>	426	512	480	597	3.5	44.5	69.2

**RIGHT**



- Notched surfaces (right) attaches to Nano panels.
- Lateral supports sold separately, see p.89.

30	72	18	22	3	<b>SSE3072</b>	488	583	548	690	4.1	54.2	84.5
30	66	18	16	3	<b>SSE3066</b>	461	547	511	640	3.8	49.3	76.8
30	60	18	10	3	<b>SSE3060</b>	426	512	480	597	3.5	44.5	69.2

E: Number of supports

**SPECIFY**

**OPTION**

Series Code Surface Edge Grom. M-Outlet  
 NA  -  -  /  -  -

**Specify Series:** Specify the series C or I, see p.14.

**Code:** Consult the above product code list.

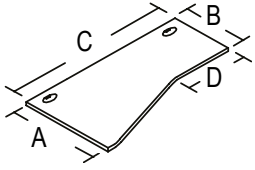
**Surface / Edge:** Specify finish, p.24-25.

**Grommet:** Specify finish: Black (GN), Frost (GA) or remove grommets (NG), no charge.

**Option Multi-outlet:** Multi-outlet can be installed at left (DL), center (DC) or right (DR), add \$159 each, see p.14.

On surfaces 36" wide or less, only the center multi-outlet (DC) can be installed.

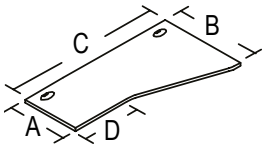
**LEFT**



- "Cockpit" surfaces (left) attaches to Nano panels.
- Lateral supports sold separately, see p.89.

Dimensions					Code	Surf. : 1" ⇅ (C) CHARLIE		Surf. : 1 1/2" ⇅ (I) INDIA		Specifications		
A	B	C	D	E		T.F.L.	H.P.L.	T.F.L.	H.P.L.	Cu.Ft	lb(c)	lb(i)
36	24	72	33	3	<b>SSCK362472</b>	501	619	556	726	4.9	59.1	91.8
36	24	66	27	3	<b>SSCK362466</b>	475	584	528	682	4.5	53.2	82.6
36	24	60	21	3	<b>SSCK362460</b>	441	540	492	634	4.1	51.1	76.7

**RIGHT**



- "Cockpit" surfaces (right) attaches to Nano panels.
- Lateral supports sold separately, see p.89.

24	36	72	33	3	<b>SSCK243672</b>	501	619	556	726	4.9	59.1	91.8
24	36	66	27	3	<b>SSCK243666</b>	475	584	528	682	4.5	53.2	82.6
24	36	60	21	3	<b>SSCK243660</b>	441	540	492	634	4.1	51.1	76.7

E: Number of supports

**SPECIFY**

**OPTION**

Series Code Surface Edge Grom. M-Outlet  
 NA  -  -  /  -  -

**Specify Series:** Specify the series C or I, see p.14.

**Code:** Consult the above product code list.

**Surface / Edge:** Specify finish, p.24-25.

**Grommet:** Specify finish: Black (GN), Frost (GA) or remove grommets (NG), no charge.

**Option Multi-outlet:** Multi-outlet can be installed at left (DL), center (DC) or right (DR), add \$159 each, see p.14.

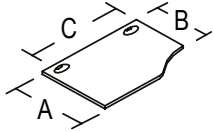
On surfaces 36" wide or less, only the center multi-outlet (DC) can be installed.

# furniture

## dual-depth surfaces [left]

price list

- Dual-depth surfaces (left) attaches to Nano panels. Surface 42" wide has one grommet
- Surfaces 54" in length or more: 3 supports included on the "C" dimension side.
- Surfaces 48" in length or less: 2 supports included on the "C" dimension side.
- Lateral supports sold separately, see p.89.



Dimensions					Surf. : 1" ⇅ (C) CHARLIE		Surf. : 1 1/2" ⇅ (i) INDIA		Specifications		
A	B	C	E	Code	T.F.L.	H.P.L.	T.F.L.	H.P.L.	Cu.Ft	lb(c)	lb(i)
30	24	72	3	SSW302472	454	547	505	647	4.1	57.1	89.2
30	24	66	3	SSW302466	426	512	476	605	3.8	52.3	81.6
30	24	60	3	SSW302460	392	476	445	562	3.5	47.5	74.1
30	24	54	3	SSW302454	371	448	421	526	3.1	42.5	66.5
30	24	48	2	SSW302448	328	396	373	467	2.8	37.7	58.9
30	24	42	2	SSW302442	301	353	336	418	2.5	32.7	50.7
30	24	36	2	SSW302436	279	325	311	381	2.1	27.8	43.5
30	24	30	2	SSW302430	259	297	289	346	1.8	23.1	36.1
30	24	24	2	SSW302424	237	275	279	325	1.4	18.4	27.6
24	18	72	3	SSW241872	406	483	456	569	3.4	45.9	71.5
24	18	66	3	SSW241866	386	454	430	534	3.1	42.0	65.4
24	18	60	3	SSW241860	364	426	403	497	2.8	38.1	59.3
24	18	54	3	SSW241854	344	405	391	476	2.5	34.1	53.2
24	18	48	2	SSW241848	301	360	349	424	2.3	30.2	47.1
24	18	42	2	SSW241842	272	317	309	375	2.0	26.1	40.7
24	18	36	2	SSW241836	259	289	282	338	1.7	22.2	34.6
24	18	30	2	SSW241830	239	275	278	325	1.4	18.4	28.7
24	18	24	2	SSW241824	225	268	272	310	1.2	14.4	21.6
21	18	72	3	SSW211872	386	454	436	534	3.0	41.0	63.9
21	18	66	3	SSW211866	364	426	407	497	2.7	37.6	58.6
21	18	60	3	SSW211860	344	398	380	462	2.5	34.2	53.3
21	18	54	3	SSW211854	331	376	367	441	2.2	30.7	47.9
21	18	48	2	SSW211848	287	325	315	381	2.0	27.3	42.5
21	18	42	2	SSW211842	266	297	290	346	1.8	23.7	37.0
21	18	36	2	SSW211836	246	282	283	332	1.5	20.3	31.6
21	18	30	2	SSW211830	232	267	270	310	1.3	16.9	26.3
21	18	24	2	SSW211824	219	252	264	297	1.0	13.4	20.0

E: Number of supports

### SPECIFY

### OPTION

Series Code Surface Edge Grom. M-Outlet  
 NA  -  -  /  -  -

**Specify Series:** Specify the series C or I, see p.14.

**Code:** Consult the above product code list.

**Surface / Edge:** Specify finish, p.24-25.

**Grommet:** Specify finish: Black (GN), Frost (GA) or remove grommets (NG), no charge.

**Option Multi-outlet:** Multi-outlet can be installed at left (DL), center (DC) or right (DR), add \$159 each, see p.14.

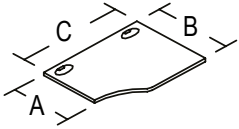
On surfaces 36" wide or less, only the center multi-outlet (DC) can be installed.

# furniture

## dual-depth surfaces (right)

## price list

- Dual-depth surfaces (right) attaches to Nano panels. Surface 42" wide has one grommet
- Surfaces 54" in length or more: 3 supports included on the "C" dimension side.
- Surfaces 48" in length or less: 2 supports included on the "C" dimension side.
- Lateral supports sold separately, see p.89.



Dimensions				Code	Surf. : 1" ⇅		Surf. : 1 1/2" ⇅		Specifications		
A	B	C	E		(C) CHARLIE		(i) INDIA		Cu.Ft	lb(c)	lb(i)
					T.F.L.	H.P.L.	T.F.L.	H.P.L.			
24	30	72	3	SSW243072	454	547	505	647	4.1	57.1	89.2
24	30	66	3	SSW243066	426	512	476	605	3.8	52.3	81.6
24	30	60	3	SSW243060	392	476	445	562	3.5	47.5	74.1
24	30	54	3	SSW243054	371	448	421	526	3.1	42.5	66.5
24	30	48	2	SSW243048	328	396	373	468	2.8	37.7	58.9
24	30	42	2	SSW243042	301	353	336	418	2.5	32.7	50.7
24	30	36	2	SSW243036	279	325	311	381	2.1	27.8	43.5
24	30	30	2	SSW243030	259	297	289	346	1.8	23.1	36.1
24	30	24	2	SSW243024	237	275	279	325	1.4	18.4	27.6
18	24	72	3	SSW182472	406	483	456	569	3.4	45.9	71.5
18	24	66	3	SSW182466	386	454	430	534	3.1	42.0	65.4
18	24	60	3	SSW182460	364	426	403	497	2.8	38.1	59.3
18	24	54	3	SSW182454	344	405	391	476	2.5	34.1	53.2
18	24	48	2	SSW182448	301	360	349	424	2.3	30.2	47.1
18	24	42	2	SSW182442	272	317	309	375	2.0	26.1	40.7
18	24	36	2	SSW182436	259	289	282	338	1.7	22.2	34.6
18	24	30	2	SSW182430	239	275	278	325	1.4	18.4	28.7
18	24	24	2	SSW182424	225	268	272	310	1.2	14.4	21.6
18	21	72	3	SSW182172	386	454	436	534	3.0	41.0	63.9
18	21	66	3	SSW182166	364	426	407	497	2.7	37.6	58.6
18	21	60	3	SSW182160	344	398	380	462	2.5	34.2	53.3
18	21	54	3	SSW182154	331	376	367	441	2.2	30.7	47.9
18	21	48	2	SSW182148	287	325	315	381	2.0	27.3	42.5
18	21	42	2	SSW182142	266	297	290	346	1.8	23.7	37.0
18	21	36	2	SSW182136	246	282	283	332	1.5	20.3	31.6
18	21	30	2	SSW182130	232	267	270	310	1.3	16.9	26.3
18	21	24	2	SSW182124	219	252	264	297	1.0	13.4	20.0

E: Number of supports

### SPECIFY

Series Code Surface Edge Grom. M-Outlet  
 NA  -  -  /  -  -

### OPTION

**Specify Series:** Specify the series C or I, see p.14.

**Code:** Consult the above product code list.

**Surface / Edge:** Specify finish, p.24-25.

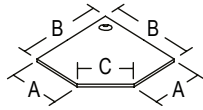
**Grommet:** Specify finish: Black (GN), Frost (GA) or remove grommets (NG), no charge.

**Option Multi-outlet:** Multi-outlet can be installed at left (DL), center (DC) or right (DR), add \$159 each, see p.14.

On surfaces 36" wide or less, only the center multi-outlet (DC) can be installed.

## corner surfaces 90° with straight interior access (symetric)

- Corner surface 90° (straight interior access), attaches to Nano panels.
- SCS3042 & SCS2436 surfaces have a 17 inch "C" dimension which limits the choice of keyboard shelf.
- Lateral supports sold separately, see p.89.
- Woodgrain positioned at 45° on these surfaces.



E: Number of supports

Dimensions					Surf. : 1" ⇕ (C) CHARLIE		Surf. : 1 1/2" ⇕ (I) INDIA		Specifications		
A	B	C	E	Code	T.F.L.	H.P.L.	T.F.L.	H.P.L.	Cu.Ft	lb(c)	lb(i)
30	48	25½	4	SCS3048	566	728	675	920	4.4	59.2	92.2
30	42	17	4	SCS3042	511	648	615	812	3.4	46.3	72.1
24	48	34	4	SCS2448	525	685	651	877	4.4	55.8	86.9
24	42	25½	4	SCS2442	471	607	592	771	3.4	43.9	68.4
24	36	17	4	SCS2436	416	527	522	663	2.5	33.5	52.1
18	36	25½	4	SCS1836	388	492	498	620	2.5	31.1	48.4

**SPECIFY** **OPTION**

Series Code Surface Edge Grom. M-Outlet

NA  -  -  /  -  -

**Specify Series:** Specify the series C or I, see p.14.

**Code:** Consult the above product code list.

**Surface / Edge:** Specify finish, p.24-25.

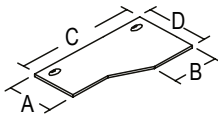
**Grommet:** Specify finish: Black (GN), Frost (GA) or remove grommets (NG), no charge.

**Option Multi-outlet:** Multi-outlet can be installed at left (DL), center (DC) or right (DR), add \$159 each, see p.14.

## corner surfaces 90° with straight interior access (extended)

- Corner surface 90° (left extended), attaches to Nano panels.
- Lateral supports sold separately, see p.89.

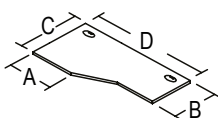
### LEFT EXTENDED



E: Number of supports

24	24	72	36	5	SCS24247236	525	642	580	749	4.9	59.1	91.8
24	24	66	36	5	SCS24246636	498	607	552	706	4.5	53.2	82.6
24	24	60	36	5	SCS24246036	464	564	515	656	4.1	51.1	76.7
21	21	72	36	5	SCS21217236	525	642	580	749	4.9	54.6	84.7
21	21	66	36	5	SCS21216636	498	607	552	706	4.5	48.7	75.5
21	21	60	36	5	SCS21216036	464	564	515	656	4.1	47.3	70.9

### RIGHT EXTENDED



24	24	36	72	5	SCS24243672	525	642	580	749	4.9	59.1	91.8
24	24	36	66	5	SCS24243666	498	607	552	706	4.5	53.2	82.6
24	24	36	60	5	SCS24243660	464	564	515	656	4.1	51.1	76.7
21	21	36	72	5	SCS21213672	525	642	580	749	4.9	54.6	84.7
21	21	36	66	5	SCS21213666	498	607	552	706	4.5	48.7	75.5
21	21	36	60	5	SCS21213660	464	564	515	656	4.1	47.3	70.9

**SPECIFY** **OPTION**

Series Code Surface Edge Grom. M-Outlet

NA  -  -  /  -  -

**Specify Series:** Specify the series C or I, see p.14.

**Code:** Consult the above product code list.

**Surface / Edge:** Specify finish, p.24-25.

**Grommet:** Specify finish: Black (GN), Frost (GA) or remove grommets (NG), no charge.

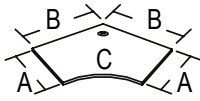
**Option Multi-outlet:** Multi-outlet can be installed at left (DL), center (DC) or right (DR), add \$159 each, see p.14.



# furniture

## corner surfaces 120°

- Corner surface 120° (curved interior access), attaches to Nano panels.
- Woodgrain positioned at 45° on these surfaces.



Dimensions				Surf. : 1" ⇅		Surf. : 1 1/2" ⇅		Specifications		
A	B	E	Code	(C) CHARLIE		(i) INDIA		Cu.Ft	lb(c)	lb(i)
				T.F.L.	H.P.L.	T.F.L.	H.P.L.			
30	30	4	SCV3030	511	607	565	706	3.5	36.4	56.5
24	30	4	SCV2430	449	535	498	620	3.3	32.2	49.9

**SPECIFY** \_\_\_\_\_ **OPTION**

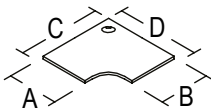
Series Code Surface Edge Grom. M-Outlet

NA  -  -  /  -  -

- Specify** Series: Specify the series C or I, see p.14.  
 Code: Consult the above product code list.  
 Surface / Edge: Specify finish, p.24-25.  
 Grommet: Specify finish: Black (GN), Frost (GA) or remove grommets (NG), no charge.  
**Option** Multi-outlet: Multi-outlet can be installed at left (DL), center (DC) or right (DR), add \$159 each, see p.14.

## corner surfaces 90° with curved interior access (symetric)

- Corner surface 90° (curved interior access), attaches to Nano panels.
- Woodgrain positioned at 45° on these surfaces.



E: Number of supports

30	30	48	48	4	SCO30304848	566	728	675	920	4.4	56.6	88.2
30	24	48	48	4	SCO30244848	553	713	660	905	4.4	53.8	83.7
24	30	48	48	4	SCO24304848	553	713	660	905	4.4	53.8	83.7
24	24	48	48	4	SCO24244848	525	685	651	877	4.4	50.0	77.7
24	24	42	42	4	SCO24244242	471	607	592	771	3.4	41.5	64.5
24	24	36	36	4	SCO24243636	436	523	543	671	2.0	28.7	44.7
18	18	36	36	4	SCO18183636	367	456	476	599	2.0	28.7	44.7

**SPECIFY** \_\_\_\_\_ **OPTION**

Series Code Surface Edge Grom. M-Outlet

NA  -  -  /  -  -

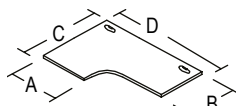
- Specify** Series: Specify the series C or I, see p.14.  
 Code: Consult the above product code list.  
 Surface / Edge: Specify finish, p.24-25.  
 Grommet: Specify finish: Black (GN), Frost (GA) or remove grommets (NG), no charge.  
**Option** Multi-outlet: Multi-outlet can be installed at left (DL), center (DC) or right (DR), add \$159 each, see p.14.

# furniture

## corner surfaces 90° with curved interior access [right extended]

price list

- Corner surface 90° (curved interior access), attaches to Nano panels. The 60" wide or more edge has 2 in-line grommets.
- "C" dimension side: 2 supports included.
- "D" dimension side: 54" or more - 3 supports included.
- "D" dimension side: 48" or less - 2 supports included.



E: Number of supports

Dimensions						Surf. : 1" ⇅ (C) CHARLIE		Surf. : 1 1/2" ⇅ (i) INDIA		Specifications		
A	B	C	D	E	Code	T.F.L.	H.P.L.	T.F.L.	H.P.L.	Cu.Ft	lb(c)	lb(i)
30	30	48	72	5	SCO30304872	623	794	774	1000	6.5	76.7	119.3
30	30	48	66	5	SCO30304866	590	751	736	943	6.0	71.7	111.6
30	30	48	60	5	SCO30304860	555	701	690	879	5.4	66.7	103.7
30	30	48	54	5	SCO30304854	541	680	681	850	4.9	61.7	96.0
30	24	48	72	5	SCO30244872	610	779	760	986	6.5	70.1	108.9
30	24	48	66	5	SCO30244866	576	736	721	928	6.0	66.1	102.6
30	24	48	60	5	SCO30244860	541	686	677	865	5.4	61.9	96.3
30	24	48	54	5	SCO30244854	528	665	666	836	4.9	57.9	90.0
30	24	42	72	5	SCO30244272	563	715	703	900	5.7	64.7	100.6
30	24	42	66	5	SCO30244266	534	680	672	850	5.2	60.7	94.3
30	24	42	60	5	SCO30244260	521	658	653	822	4.8	56.6	88.0
30	24	42	54	5	SCO30244254	508	637	647	801	4.3	52.6	81.8
30	24	42	48	4	SCO30244248	478	607	617	771	3.8	48.5	75.5
24	30	48	72	5	SCO24304872	610	779	760	986	6.5	73.9	114.8
24	30	48	66	5	SCO24304866	576	736	721	928	6.0	68.9	107.0
24	30	48	60	5	SCO24304860	541	686	677	865	5.4	63.9	99.3
24	30	48	54	5	SCO24304854	528	665	666	836	4.9	58.8	91.4
24	24	48	72	5	SCO24244872	583	751	731	957	6.5	66.3	102.9
24	24	48	66	5	SCO24244866	548	708	693	900	6.0	62.2	96.6
24	24	48	60	5	SCO24244860	514	658	647	836	5.4	58.1	90.3
24	24	48	54	5	SCO24244854	501	637	638	807	4.9	54.1	84.0
24	24	42	72	5	SCO24244272	534	686	674	872	5.7	61.9	96.1
24	24	42	66	5	SCO24244266	508	651	643	822	5.2	57.8	89.9
24	24	42	60	5	SCO24244260	494	630	625	794	4.8	53.8	83.6
24	24	42	54	5	SCO24244254	479	608	618	772	4.3	49.7	77.3
24	24	42	48	4	SCO24244248	449	577	589	741	3.8	45.7	71.1

### SPECIFY

### OPTION

Series Code Surface Edge Grom. M-Outlet  
 NA  -  -  /  -  -

**Specify Series:** Specify the series C or I, see p.14.

**Code:** Consult the above product code list.

**Surface / Edge:** Specify finish, p.24-25.

**Grommet:** Specify finish: Black (GN), Frost (GA) or remove grommets (NG), no charge.

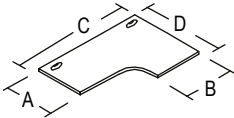
**Option Multi-outlet:** Multi-outlet can be installed at left (DL), center (DC) or right (DR), add \$159 each, see p.14.

# furniture

## corner surfaces 90° with curved interior access [left extended]

price list

- Corner surface 90° (curved interior access), attaches to Nano panels. The 60" wide or more edge has 2 in-line grommets.
- "C" dimension side: 54" or more - 3 supports included.
- "C" dimension side: 48" or less - 2 supports included.
- "D" dimension side: 2 supports included.



E: Number of supports

Dimensions						Surf. : 1" ⇕		Surf. : 1 1/2" ⇕		Specifications		
						(C) CHARLIE		(i) INDIA				
A	B	C	D	E	Code	T.F.L.	H.P.L.	T.F.L.	H.P.L.	Cu.Ft	lb(c)	lb(i)
30	30	72	48	5	SCO30307248	623	794	774	1000	6.5	76.7	119.3
30	30	66	48	5	SCO30306648	590	751	736	943	6.0	71.7	111.6
30	30	60	48	5	SCO30306048	555	701	690	879	5.4	66.7	103.7
30	30	54	48	5	SCO30305448	541	680	681	850	4.9	61.7	96.0
30	24	72	48	5	SCO30247248	610	779	760	986	6.5	73.9	114.8
30	24	66	48	5	SCO30246648	576	736	721	928	6.0	68.9	107.0
30	24	60	48	5	SCO30246048	541	686	677	865	5.4	63.9	99.3
30	24	54	48	5	SCO30245448	528	665	666	836	4.9	58.8	91.4
24	30	72	48	5	SCO24307248	610	779	760	986	6.5	70.1	108.9
24	30	72	42	5	SCO24307242	563	715	703	900	5.7	64.7	100.6
24	30	66	48	5	SCO24306648	576	736	721	928	6.0	66.1	102.6
24	30	66	42	5	SCO24306642	534	680	672	850	5.2	60.7	94.3
24	30	60	48	5	SCO24306048	541	686	677	865	5.4	61.9	96.3
24	30	60	42	5	SCO24306042	521	658	653	822	4.8	56.6	88.0
24	30	54	48	5	SCO24305448	528	665	666	836	4.9	57.9	90.0
24	30	54	42	5	SCO24305442	508	637	647	801	4.3	52.6	81.8
24	30	48	42	4	SCO24304842	478	607	617	771	3.8	48.5	75.5
24	24	72	48	5	SCO24247248	583	751	731	957	6.5	66.3	102.9
24	24	72	42	5	SCO24247242	534	686	674	872	5.7	61.9	96.1
24	24	66	48	5	SCO24246648	548	708	693	900	6.0	62.2	96.6
24	24	66	42	5	SCO24246642	508	651	643	822	5.2	57.8	89.9
24	24	60	48	5	SCO24246048	514	658	647	836	5.4	58.1	90.3
24	24	60	42	5	SCO24246042	494	630	625	794	4.8	53.8	83.6
24	24	54	48	5	SCO24245448	501	637	638	807	4.9	54.1	84.0
24	24	54	42	5	SCO24245442	479	608	618	772	4.3	49.7	77.3
24	24	48	42	4	SCO24244842	449	577	589	741	3.8	45.7	71.1

### SPECIFY

### OPTION

Series Code Surface Edge Grom. M-Outlet  
 NA  -  -  /  -  -

**Specify Series:** Specify the series C or I, see p.14.

**Code:** Consult the above product code list.

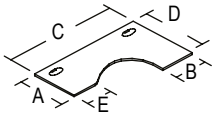
**Surface / Edge:** Specify finish, p.24-25.

**Grommet:** Specify finish: Black (GN), Frost (GA) or remove grommets (NG), no charge.

**Option Multi-outlet:** Multi-outlet can be installed at left (DL), center (DC) or right (DR), add \$159 each, see p.14.

## corner surfaces 90° (ergonomic interior access)

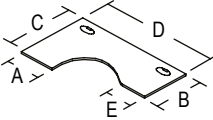
**LEFT**



- Corner surface 90° with ergonomic interior access (left extended), attaches to Nano panels.
- Use rounded keyboard with these surfaces.
- Plan a minimum of 16" ("E" dimension) to install a pedestal.
- "C" dimension side: 3 supports included.
- "D" dimension side: 2 supports included.

Dimensions					Surf. : 1" ⇕ (C) CHARLIE		Surf. : 1 1/2" ⇕ (I) INDIA		Specifications			
A	B	C	D	E	Code	T.F.L.	H.P.L.	T.F.L.	H.P.L.	Cu.Ft	lb(c)	lb(i)
24	18	72	36	23	<b>SCE24187236</b>	569	686	631	801	4.9	53.8	83.6
24	18	66	36	17	<b>SCE24186636</b>	541	651	603	758	4.5	47.9	74.4
24	18	60	36	17	<b>SCE24186036</b>	508	608	567	708	4.1	43.5	65.2

**RIGHT**



- Corner surface 90° with ergonomic interior access (right extended), attaches to Nano panels.
- Use rounded keyboard with these surfaces.
- Plan a minimum of 16" ("E" dimension) to install a pedestal.
- "C" dimension side: 2 supports included.
- "D" dimension side: 3 supports included.

18	24	36	72	23	<b>SCE18243672</b>	569	686	631	801	4.9	53.8	83.6
18	24	36	66	17	<b>SCE18243666</b>	541	651	603	758	4.5	47.9	74.4
18	24	36	60	17	<b>SCE18243660</b>	508	608	567	708	4.1	43.5	65.2

5 supports included

**SPECIFY**

**OPTION**

Series Code Surface Edge Grom. M-Outlet  
 NA  -  -  /  -  -

**Specify Series:** Specify the series C or I, see p.14.

**Code:** Consult the above product code list.

**Surface / Edge:** Specify finish, p.24-25.

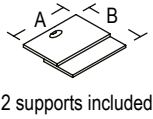
**Grommet:** Specify finish: Black (GN), Frost (GA) or remove grommets (NG), no charge.

**Option Multi-outlet:** Multi-outlet can be installed at left (DL), center (DC) or right (DR), add \$159 each, see p.14.

# furniture

## bi-level surfaces with fixed shelf

- Bi-level rectangular surface, attaches to Nano panels. A wrist-rest can be ordered separately.
- Charlie series, the shelf is 3" lower than the surface, in the India series this dimension is 3½".

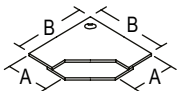


Dimensions			Code	Surf. : 1" ⇕		Surf. : 1 ½" ⇕		Specifications			
A	B	E		(C) CHARLIE	(i) INDIA	T.F.L.	H.P.L.	T.F.L.	H.P.L.	Cu.Ft	lb(c)
30	30		SSBL3030		314	360	360	418	1.7	31.7	49.3

**SPECIFY** \_\_\_\_\_ **OPTION** \_\_\_\_\_

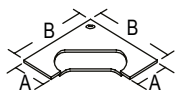
Series Code Surface Edge Grom. M-Outlet  
 NA  -  -  /  -  -

- Specify** Series: Specify the series C or I, see p.14.  
 Code: Consult the above product code list.  
 Surface / Edge: Specify finish, p.24-25.  
 Grommet: Specify finish: Black (GN), Frost (GA) or remove grommets (NG), no charge.  
**Option** Multi-outlet: Multi-outlet can be installed at center (DC), add \$145 each, see p.14.



- Bi-level corner surface 90° with angled fixed shelf, attaches to Nano panels.
- Woodgrain positioned at 45° on these surfaces. A wrist-rest can be ordered separately.
- Charlie series, the shelf is 3" lower than the surface, in the India series this dimension is 3½".

30	48	4	SCBL3048	690	855	850	1048	7.5	65.5	89.4
24	42	4	SCBL2442	587	728	741	892	5.9	49.0	67.9
24	36	4	SCBL2436	531	648	671	784	4.6	37.5	52.0



- Bi-level corner surface 90° with fixed shelf, attaches to Nano panels.
- Woodgrain positioned at 45° on these surfaces. A wrist-rest can be ordered separately.
- Charlie series, the shelf is 3" lower than the surface, in the India series this dimension is 3½".

24	48	4	SCFL2448	752	920	901	1127	5.8	78.6	114.1
18	42	4	SCFL1842	648	791	810	970	4.5	63.0	89.9

E: Number of supports

**SPECIFY** \_\_\_\_\_ **OPTION** \_\_\_\_\_

Series Code Surface Edge Grom. M-Outlet  
 NA  -  -  /  -  -

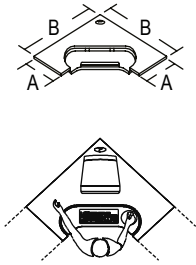
- Specify** Series: Specify the series C or I, see p.14.  
 Code: Consult the above product code list.  
 Surface / Edge: Specify finish, p.24-25.  
 Grommet: Specify finish: Black (GN), Frost (GA) or remove grommets (NG), no charge.  
**Option** Multi-outlet: Multi-outlet can be installed at left (DL), center (DC) or right (DR), add \$159 each, see p.14.  
 On surfaces 36" wide or less, only the center module (DC) can be installed.

# furniture

price list

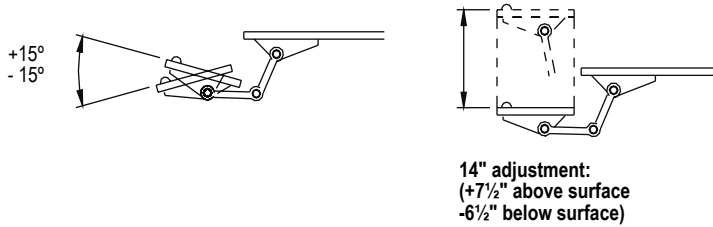
## bi-level corner surfaces 90° with adjustable shelf

- Bi-level corner surface 90° with adjustable shelf, attaches to Nano panels.
- Height adjustable shelf allowing for sitting/standing work position with a tilt adjustment angle of + 15° to - 15°.
- Mechanism must be mounted during installation.
- Wrist-rest and corner support included. Woodgrain positioned at 45° on these surfaces.



Dimensions				Surf. : 1" ⇅ (C) CHARLIE		Surf. : 1 1/2" ⇅ (i) INDIA		Specifications		
A	B	E	Code	T.F.L.	H.P.L.	T.F.L.	H.P.L.	Cu.Ft	lb(c)	lb(i)
24	48	4	SCAL2448	1499	1697	1677	1903	9.0	96.2	118.2
18	42	4	SCAL1842	1409	1583	1600	1760	7.7	80.6	94.0

E: Number of supports



### SPECIFY

### OPTION

Series Code Surface Edge Grom. M-Outlet  
 NA  -  -  /  -  -

**Specify Series:** Specify the series C or I, see p.14.

**Code:** Consult the above product code list.

**Surface / Edge:** Specify finish, p.24-25.

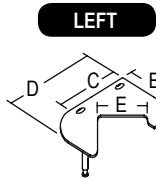
**Grommet:** Specify finish: Black (GN), Frost (GA) or remove grommets (NG), no charge.

**Option Multi-outlet:** Multi-outlet can be installed at left (DL), center (DC) or right (DR), add \$159 each, see p.14.

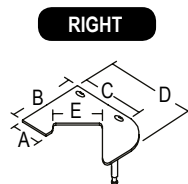
# furniture

## corner surfaces with rounded extension

- Corner surfaces with extension, attaches to Nano panels.
- Telescopic metal leg.
- Surface must be supported along dimension "A". Supports not included, see supports see p.89.
- The sides identified as "B" and "C" must also be attached to panels (42" or 48" depending) with the lateral supports included.



Dimensions					Code	Surf. : 1" ⇅ (C) CHARLIE		Surf. : 1 1/2" ⇅ (i) INDIA		Specifications		
A	B	C	D	E		T.F.L.	H.P.L.	T.F.L.	H.P.L.	Cu.Ft	lb(c)	lb(i)
18	48	48	66	27	SCPL4866	993	1187	1200	1407	5.5	71.0	103.1
18	48	48	60	27	SCPL4860	958	1137	1149	1329	5.1	64.8	93.3
18	42	48	66	24	SCPL4266	958	1137	1149	1329	5.3	68.4	99.0
18	42	48	60	24	SCPL4260	925	1087	1109	1273	4.9	62.2	89.3



18	48	48	66	27	SCPR4866	993	1187	1200	1407	5.5	71.0	103.1
18	48	48	60	27	SCPR4860	958	1137	1149	1329	5.1	64.8	93.3
18	42	48	66	24	SCPR4266	958	1137	1149	1329	5.3	68.4	99.0
18	42	48	60	24	SCPR4260	925	1087	1109	1273	4.9	62.2	89.3

Nombre de supports : 4

**SPECIFY** \_\_\_\_\_ **OPTION**

Series Code Surface Edge Metal Grom. M-Outlet

NA  -  -  /  -  -  -

**Specify Series:** Specify the series C or I, see p.14.

**Code:** Consult the above product code list.

**Surface / Edge:** Specify finish, p.24-25.

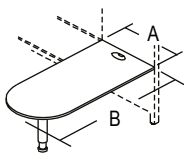
**Metal leg:** Specify finish: Black (3067), Charcoal (3064), Silver (3090) Polar White (3002), Champagne (3311) or Ashen (3370).

**Grommet:** Specify finish: Black (GN), Frost (GA) or remove grommets (NG), no charge.

**Option Multi-outlet:** Multi-outlet can be installed at left (DL), center (DC) or right (DR), add \$159 each, see p.14.

## D-shaped tables

- D-shaped table, attaches to Nano panels.
- Telescopic metal leg. 2 supports included.



36	72	SDSS3672	692	894	891	1060	6.7	80.4	117.3
36	66	SDSS3666	674	857	861	1017	4.5	61.8	92.8
30	72	SDSS3072	656	821	832	973	5.9	69.7	100.7
30	66	SDSS3066	641	797	812	941	5.6	64.7	93.0
30	60	SDSS3060	618	774	791	908	5.3	59.8	85.4
30	48	SDSS3048	591	728	736	830	2.8	37.1	55.6

**SPECIFY** \_\_\_\_\_ **OPTION**

Series Code Surface Edge Metal Grom. M-Outlet

NA  -  -  /  -  -  -

**Specify Series:** Specify the series C or I, see p.14.

**Code:** Consult the above product code list.

**Surface / Edge:** Specify finish, p.24-25.

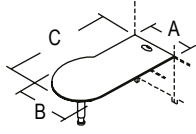
**Metal leg:** Specify finish: Black (3067), Charcoal (3064), Silver (3090) Polar White (3002), Champagne (3311) or Ashen (3370).

**Grommet:** Specify finish: Black (GN), Frost (GA) or remove grommets (NG), no charge.

**Option Multi-outlet:** Multi-outlet can be installed at center (DC), add \$159 each, see p.14.

**LEFT**

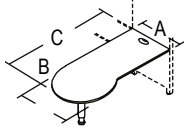
• P-shaped table (left), attaches to Nano panels. Telescopic metal leg. 2 supports included.



Dimensions			Code	Surf. : 1" ⇅ (C) CHARLIE		Surf. : 1 1/2" ⇅ (i) INDIA		Specifications		
A	B	C		T.F.L.	H.P.L.	T.F.L.	H.P.L.	Cu.Ft	lb(c)	lb(i)
36	42	72	SSPL364272	750	965	966	1164	4.9	71.4	107.1
30	36	72	SSPL303672	692	894	891	1060	4.4	60.0	86.2
30	36	66	SSPL303666	677	845	841	996	4.2	55.2	78.6
30	36	60	SSPL303660	656	821	832	973	4.0	50.4	71.1

**RIGHT**

• P-shaped table (right), attaches to Nano panels. Telescopic metal leg. 2 supports included.



36	42	72	SSPR364272	750	965	966	1164	4.9	71.4	107.1
30	36	72	SSPR303672	692	894	891	1060	4.4	60.0	86.2
30	36	66	SSPR303666	677	845	841	996	4.2	55.2	78.6
30	36	60	SSPR303660	656	821	832	973	4.0	50.4	71.1

**SPECIFY**

**OPTION**

Series Code Surface Edge Metal Grom. M-Outlet  
 NA  -  -  /  -  -  -

**Specify Series:** Specify the series C or I, see p.14.

**Code:** Consult the above product code list.

**Surface / Edge:** Specify finish, p.24-25.

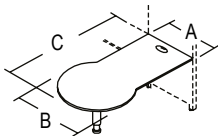
**Metal leg:** Specify finish: Black (3067), Charcoal (3064), Silver (3090) Polar White (3002), Champagne (3311) or Ashen (3370).

**Grommet:** Specify finish: Black (GN), Frost (GA) or remove grommets (NG), no charge.

**Option Multi-outlet:** Multi-outlet can be installed at center (DC), add \$159 each, see p.14.

## Q-shaped tables

• Q-shaped table, attaches to Nano panels. Telescopic metal leg. 2 supports included.



Dimensions			Code	Surf. : 1" ⇅ (C) CHARLIE		Surf. : 1 1/2" ⇅ (i) INDIA		Specifications		
A	B	C		T.F.L.	H.P.L.	T.F.L.	H.P.L.	Cu.Ft	lb(c)	lb(i)
30	42	72	SSQS304272	750	965	966	1164	4.8	81.5	119.9
30	42	60	SSQS304260	708	900	899	1075	4.3	69.9	101.8

**SPECIFY**

**OPTION**

Series Code Surface Edge Metal Grom. M-Outlet  
 NA  -  -  /  -  -  -

**Specify Series:** Specify the series C or I, see p.14.

**Code:** Consult the above product code list.

**Surface / Edge:** Specify finish, p.24-25.

**Metal leg:** Specify finish: Black (3067), Charcoal (3064), Silver (3090) Polar White (3002), Champagne (3311) or Ashen (3370).

**Grommet:** Specify finish: Black (GN), Frost (GA) or remove grommets (NG), no charge.

**Option Multi-outlet:** Multi-outlet can be installed at center (DC), add \$159 each, see p.14.

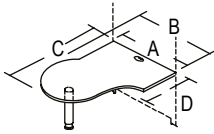


# furniture

## PL-shaped tables

price list

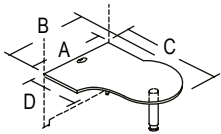
LEFT



- PL-shaped table (left), attaches to Nano panels.
- Telescopic metal leg. 2 supports included.

Dimensions					Surf. : 1" ⇅ (C) CHARLIE		Surf. : 1 1/2" ⇅ (i) INDIA		Specifications		
A	B	C	D	Code	T.F.L.	H.P.L.	T.F.L.	H.P.L.	Cu.Ft	lb(c)	lb(i)
48	54	72	24	SSPLL487224	997	1233	1204	1465	5.9	74.8	112.3
48	54	72	18	SSPLL487218	997	1233	1204	1465	5.9	71.8	107.7
48	54	66	24	SSPLL486624	961	1176	1161	1398	5.4	69.8	104.8
48	54	66	18	SSPLL486618	961	1176	1161	1398	5.4	66.8	100.2
48	54	60	24	SSPLL486024	925	1119	1119	1331	4.9	64.9	97.3
48	54	60	18	SSPLL486018	925	1119	1119	1331	4.9	61.8	92.7
42	48	72	24	SSPLL427224	911	1115	1103	1329	5.2	69.6	104.4
42	48	72	18	SSPLL427218	911	1115	1103	1329	5.2	67.6	101.4
42	48	66	24	SSPLL426624	883	1072	1072	1279	4.8	64.6	96.9
42	48	66	18	SSPLL426618	883	1072	1072	1279	4.8	62.6	93.9
42	48	60	24	SSPLL426024	849	1023	1027	1215	4.4	59.6	89.4
42	48	60	18	SSPLL426018	849	1023	1027	1215	4.4	57.6	86.4

RIGHT



- PL-shaped table (right), attaches to Nano panels.
- Telescopic metal leg. 2 supports included.

48	54	72	24	SSPLR487224	997	1233	1204	1465	5.9	74.8	112.3
48	54	72	18	SSPLR487218	997	1233	1204	1465	5.9	71.8	107.7
48	54	66	24	SSPLR486624	961	1176	1161	1398	5.4	69.8	104.8
48	54	66	18	SSPLR486618	961	1176	1161	1398	5.4	66.8	100.2
48	54	60	24	SSPLR486024	925	1119	1119	1331	4.9	64.9	97.3
48	54	60	18	SSPLR486018	925	1119	1119	1331	4.9	61.8	92.7
42	48	72	24	SSPLR427224	911	1115	1103	1329	5.2	69.6	104.4
42	48	72	18	SSPLR427218	911	1115	1103	1329	5.2	67.6	101.4
42	48	66	24	SSPLR426624	883	1072	1072	1279	4.8	64.6	96.9
42	48	66	18	SSPLR426618	883	1072	1072	1279	4.8	62.6	93.9
42	48	60	24	SSPLR426024	849	1023	1027	1215	4.4	59.6	89.4
42	48	60	18	SSPLR426018	849	1023	1027	1215	4.4	57.6	86.4

SPECIFY

OPTION

Series Code Surface Edge Metal Grom. M-Outlet  
 NA  -  -  /  -  -  -

**Specify Series:** Specify the series C or I, see p.14.

**Code:** Consult the above product code list.

**Surface / Edge:** Specify finish, p.24-25.

**Metal leg:** Specify finish: Black (3067), Charcoal (3064), Silver (3090) Polar White (3002), Champagne (3311) or Ashen (3370).

**Grommet:** Specify finish: Black (GN), Frost (GA) or remove grommets (NG), no charge.

**Option Multi-outlet:** Multi-outlet can be installed at center (DC), add \$159 each, see p.14.

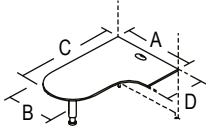
# furniture

## L-shaped tables

price list

### LEFT

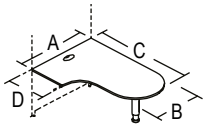
- L-shaped table (left), attaches to Nano panels.
- Telescopic metal leg. 2 supports included.



Dimensions				Code	Surf. : 1" ⇅ (C) CHARLIE		Surf. : 1 1/2" ⇅ (I) INDIA		Specifications		
A	B	C	D		T.F.L.	H.P.L.	T.F.L.	H.P.L.	Cu.Ft	lb(c)	lb(i)
48	30	72	24	SSLSL487224	911	1115	1103	1329	8.3	112.7	168.6
48	30	66	24	SSLSL486624	883	1072	1082	1279	7.7	101.9	151.7
48	30	60	24	SSLSL486024	849	1023	1035	1215	7.2	91.2	134.9
42	30	72	24	SSLSL427224	883	1072	1082	1279	7.5	101.4	151.0
42	30	66	24	SSLSL426624	849	1023	1035	1215	7.0	92.7	137.3
42	30	60	24	SSLSL426024	814	973	994	1158	6.5	83.9	123.6

### RIGHT

- L-shaped table (right), attaches to Nano panels.
- Telescopic metal leg. 2 supports included.



48	30	72	24	SSLSR487224	911	1115	1103	1329	8.3	112.7	168.6
48	30	66	24	SSLSR486624	883	1072	1082	1279	7.7	101.9	151.7
48	30	60	24	SSLSR486024	849	1023	1035	1215	7.2	91.2	134.9
42	30	72	24	SSLSR427224	883	1072	1082	1279	7.5	101.4	151.0
42	30	66	24	SSLSR426624	849	1023	1035	1215	7.0	92.7	137.3
42	30	60	24	SSLSR426024	814	973	994	1158	6.5	83.9	123.6

#### SPECIFY

Series Code Surface Edge Metal Grom. M-Outlet  
 NA  -  -  /  -  -  -

#### OPTION

**Specify Series:** Specify the series C or I, see p.14.

**Code:** Consult the above product code list.

**Surface / Edge:** Specify finish, p.24-25.

**Metal leg:** Specify finish: Black (3067), Charcoal (3064), Silver (3090) Polar White (3002), Champagne (3311) or Ashen (3370).

**Grommet:** Specify finish : Black (GN), Frost (GA) or remove grommets (NG), no charge.

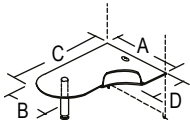
**Option Multi-outlet:** Multi-outlet can be installed at center (DC), add \$159 each, see p.14.

# furniture

## L-shaped tables with fixed shelf

price list

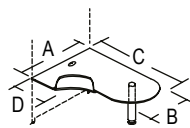
### LEFT



- L-shaped table (left) with fixed shelf, attaches to Nano panels.
- Telescopic metal leg. 2 supports included.
- Charlie series, the shelf is 3" lower than the surface, in the India series this dimension is 3½".

Dimensions				Code	Surf. : 1" ⇅ (C) CHARLIE		Surf. : 1 ½" ⇅ (i) INDIA		Specifications		
A	B	C	D		T.F.L.	H.P.L.	T.F.L.	H.P.L.	Cu.Ft	lb(c)	lb(i)
48	30	72	24	SSLBL487224	1038	1287	1230	1501	8.3	112.7	168.6
48	30	66	24	SSLBL426024	1010	1244	1199	1451	7.7	101.9	151.7

### RIGHT



- L-shaped table (right) with fixed shelf, attaches to Nano panels.
- Telescopic metal leg. 2 supports included.
- Charlie series, the shelf is 3" lower than the surface, in the India series this dimension is 3½".

48	30	72	24	SSLBR487224	1038	1287	1230	1501	8.3	112.7	168.6
48	30	66	24	SSLBR426624	1010	1244	1199	1451	7.7	101.9	151.7

### SPECIFY

### OPTION

Series      Code      Surface      Edge      Metal      Grom.      M-Outlet  
 NA  -  -  /  -  -  -

**Specify Series:** Specify the series C or I, see p.14.

**Code:** Consult the above product code list.

**Surface / Edge:** Specify finish, p.24-25.

**Metal leg:** Specify finish: Black (3067), Charcoal (3064), Silver (3090) Polar White (3002), Champagne (3311) or Ashen (3370).

**Grommet:** Specify finish: Black (GN), Frost (GA) or remove grommets (NG), no charge.

**Option Multi-outlet:** Multi-outlet can be installed center (DC), add \$159 each, see p.14.

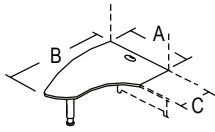
# furniture

## "shark" tables

price list

**LEFT**

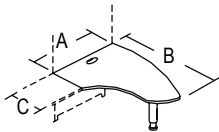
- "Shark" table (left), attaches to Nano panels.
- Telescopic metal leg. 2 supports included.



Dimensions				Surf. : 1" ⇅		Surf. : 1 ½" ⇅		Specifications		
				(C) CHARLIE		(i) INDIA				
A	B	C	Code	T.F.L.	H.P.L.	T.F.L.	H.P.L.	Cu.Ft	lb(c)	lb(i)
42	72	24	SSHL427224	925	1122	1146	1344	7.5	67.9	100.2
42	66	24	SSHL426624	883	1072	1099	1279	7.0	64.6	92.0
42	66	18	SSHL426618	883	1072	1099	1279	7.0	61.2	89.7
42	60	18	SSHL426018	849	1023	1060	1215	6.5	57.4	83.8
36	66	18	SSHL366618	849	1023	1060	1215	6.3	56.1	81.8
36	60	18	SSHL366018	814	973	1017	1158	5.9	51.9	75.0

**RIGHT**

- "Shark" table (right), attaches to Nano panels.
- Telescopic metal leg. 2 supports included.



42	72	24	SSHR427224	925	1122	1146	1344	7.5	67.9	100.2
42	66	24	SSHR426624	883	1072	1099	1279	7.0	64.6	92.0
42	66	18	SSHR426618	883	1072	1099	1279	7.0	61.2	89.7
42	60	18	SSHR426018	849	1023	1060	1215	6.5	57.4	83.8
36	66	18	SSHR366618	849	1023	1060	1215	6.3	56.1	81.8
36	60	18	SSHR366018	814	973	1017	1158	5.9	51.9	75.0

**SPECIFY**

**OPTION**

Series Code Surface Edge Metal Grom. M-Outlet  
 NA  -  -  /  -  -  -

**Specify Series:** Specify the series C or I, see p.14.

**Code:** Consult the above product code list.

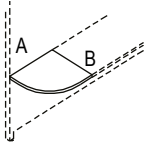
**Surface / Edge:** Specify finish, p.24-25.

**Metal leg:** Specify finish: Black (3067), Charcoal (3064), Silver (3090) Polar White (3002), Champagne (3311) or Ashen (3370).

**Grommet:** Specify finish: Black (GN), Frost (GA) or remove grommets (NG), no charge.

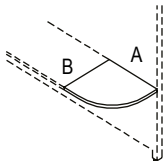
**Option Multi-outlet:** Multi-outlet can be installed center (DC), add \$159 each, see p.14.

- Curved end surface with left side attached to the Nano panel.
- 2 supports included.



Dimensions				Surf. : 1" ⇅ (C) CHARLIE		Surf. : 1 1/2" ⇅ (i) INDIA		Specifications		
A	B		Code	T.F.L.	H.P.L.	T.F.L.	H.P.L.	Cu.Ft	lb(c)	lb(i)
30	30	Left	SSXL3030	287	360	431	489	1.8	20.1	31.0
30	24	Left	SSXL3024	259	325	371	418	1.5	16.9	26.1
24	30	Left	SSXL2430	259	325	371	418	1.5	16.9	26.1
24	24	Left	SSXL2424	232	275	309	346	1.2	13.0	20.0

- Curved end surface with right side attached to the Nano panel.
- 2 supports included.



30	30	Right	SSXR3030	287	360	431	489	1.8	20.1	31.0
30	24	Right	SSXR3024	259	325	371	418	1.5	16.9	26.1
24	30	Right	SSXR2430	259	325	371	418	1.5	16.9	26.1
24	24	Right	SSXR2424	232	275	309	346	1.2	13.0	20.0

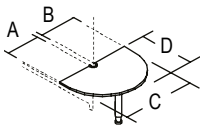
**SPECIFY**

Series Code Surface Edge  
 NA  -  -  /

**Specify** Series: Specify the series C or I, see p.14.  
 Code: Consult the above product code list.  
 Surface / Edge: Specify finish, see p.24-25.

## shared conference surfaces

- Semi-circular shared conference surface, attaches to 2 Nano panel-attached surfaces.
- Attaches to adjacent surfaces with junction plates (included).
- Telescopic metal leg. Hardware and support included.



Dimensions				Surf. : 1" ⇅ (C) CHARLIE		Surf. : 1 1/2" ⇅ (i) INDIA		Specifications			
A	B	C	D	Code	T.F.L.	H.P.L.	T.F.L.	H.P.L.	Cu.Ft	lb(c)	lb(i)
30	30	61	36	SSXC61	631	823	758	904	6.0	63.3	90.8
24	24	49	30	SSXC49	558	703	652	749	4.7	47.2	65.7

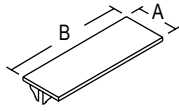


**SPECIFY**

Series Code Surface Edge Metal  
 NA  -  -  /  -

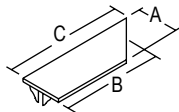
**Specify** Series: Specify the series C or I, see p.14.  
 Code: Consult the above product code list.  
 Surface / Edge: Specify finish, see p.24-25.  
 Metal leg: Specify finish: Black (3067), Charcoal (3064), Silver (3090) Polar White (3002), Champagne (3311) or Ashen (3370).

- Rectangular countertop.
- Assembly hardware included (Silver finish).



Dimensions			Code	Surf. : 1" ⇅		Surf. : 1 1/2" ⇅		Specifications		
				(C) CHARLIE		(i) INDIA				
A	B	C		T.F.L.	H.P.L.	T.F.L.	H.P.L.	Cu.Ft	lb(c)	lb(i)
15	72		SCTi72	277	358	367	444	2.2	29.7	46.2
15	66		SCTi66	263	334	350	421	2.0	27.2	42.4
15	60		SCTi60	248	311	333	396	1.8	24.8	38.6
15	54		SCTi54	232	294	314	372	1.7	22.3	34.8
15	48		SCTi48	217	276	304	354	1.5	19.9	30.9
15	42		SCTi42	202	256	290	334	1.3	17.3	26.9
15	36		SCTi36	189	231	264	304	1.1	14.8	23.1
15	30		SCTi30	180	213	254	285	0.9	12.4	19.3
15	24		SCTi24	173	197	240	256	0.8	9.9	15.5

- Rectangular countertop, with right angled end (45°).
- Assembly hardware included (Silver finish).



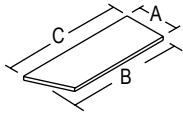
15	72	80	SCTiV72	299	388	n/a	483	2.4	30.1	46.9
15	66	74	SCTiV66	285	365	n/a	460	2.2	27.7	43.1
15	60	68	SCTiV60	271	343	364	436	2.0	25.2	39.3
15	54	62	SCTiV54	254	327	350	411	1.9	22.8	35.4
15	48	56	SCTiV48	239	307	330	393	1.7	20.3	31.6
15	42	50	SCTiV42	226	288	322	373	1.5	17.8	27.6
15	36	44	SCTiV36	212	263	289	341	1.3	15.3	23.8
15	30	38	SCTiV30	205	246	283	323	1.1	12.8	19.9
15	24	32	SCTiV24	196	228	275	306	1.0	10.4	16.1

**SPECIFY**

Series Code Surface Edge  
 NA  -  -  /  - 3090

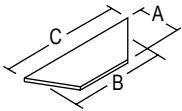
- Specify** Series: Specify the series C or I, see p.14.  
 Code: Consult the above product code list.  
 Surface / Edge: Specify finish, see p.24-25.

- Rectangular countertop, with left angled end (45°).
- Assembly hardware included (specify metal finish).



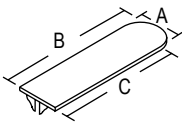
Dimensions				Surf. : 1" ⇅		Surf. : 1 1/2" ⇅		Specifications		
A	B	C	Code	T.F.L.	H.P.L.	T.F.L.	H.P.L.	Cu.Ft	lb(c)	lb(i)
15	72	80	SCTVi72	299	388	n/a	483	2.4	30.1	46.9
15	66	74	SCTVi66	285	365	n/a	460	2.2	27.7	43.1
15	60	68	SCTVi60	271	343	364	436	2.0	25.2	39.3
15	54	62	SCTVi54	254	327	350	411	1.9	22.8	35.4
15	48	56	SCTVi48	239	307	330	393	1.7	20.3	31.6
15	42	50	SCTVi42	226	288	322	373	1.5	17.8	27.6
15	36	44	SCTVi36	212	263	289	341	1.3	15.3	23.8
15	30	38	SCTVi30	205	246	283	323	1.1	12.8	19.9
15	24	32	SCTVi24	196	228	275	306	1.0	10.4	16.1

- Rectangular countertop, with left & right angled end (45°).
- Assembly hardware included (specify metal finish).



15	72	88	SCTV1572	307	406	n/a	507	2.6	30.6	47.6
15	66	82	SCTV1566	292	382	n/a	483	2.4	28.2	43.8
15	60	76	SCTV1560	277	358	n/a	460	2.2	25.7	39.3
15	54	70	SCTV1554	263	341	363	435	2.1	23.2	36.1
15	48	64	SCTV1548	248	322	344	416	1.9	20.8	32.3
15	42	58	SCTV1542	232	305	334	396	1.7	18.2	28.3
15	36	52	SCTV1536	220	278	312	364	1.5	15.3	24.5
15	30	46	SCTV1530	211	261	296	348	1.4	13.3	20.6
15	24	40	SCTV1524	202	241	288	329	1.2	10.8	16.8

- Rectangular countertop with a rounded end (reversible).
- Assembly hardware included (specify metal finish).



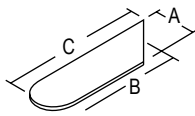
15	72	79.5	SCTU72	299	388	n/a	483	2.4	32.1	50.0
15	66	73.5	SCTU66	285	365	n/a	460	2.2	29.7	46.2
15	60	67.5	SCTU60	271	343	364	436	2.1	27.2	42.4
15	54	61.5	SCTU54	254	327	350	411	1.9	24.8	38.6
15	48	55.5	SCTU48	239	307	330	393	1.7	22.3	34.7
15	42	49.5	SCTU42	226	288	322	373	1.5	19.7	30.7
15	36	43.5	SCTU36	212	263	289	341	1.3	17.3	26.9
15	30	37.5	SCTU30	205	246	283	323	1.2	14.8	23.1
15	24	31.5	SCTU24	196	228	275	306	1.0	12.4	19.3

### SPECIFY

Series Code Surface Edge  
 NA  -  -  /  - 3090

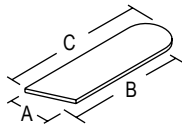
- Specify Series:** Specify the series C or I, see p.14.  
**Code:** Consult the above product code list.  
**Surface / Edge:** Specify finish, see p.24-25.

- Rectangular countertop with right angled end (45°) and left rounded end.
- Assembly hardware included (specify metal finish).



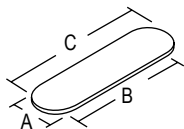
Dimensions				Surf. : 1" ↕		Surf. : 1 1/2" ↕		Specifications		
				(C) CHARLIE		(i) INDIA				
A	B	C	Code	T.F.L.	H.P.L.	T.F.L.	H.P.L.	Cu.Ft	lb(c)	lb(i)
15	72	87.5	SCTUV72	307	406	n/a	507	2.6	32.6	50.7
15	66	81.5	SCTUV66	292	382	n/a	483	2.4	30.1	46.9
15	60	75.5	SCTUV60	277	358	n/a	460	2.3	27.7	43.1
15	54	69.5	SCTUV54	263	341	363	435	2.1	25.2	39.2
15	48	63.5	SCTUV48	248	322	344	416	1.9	22.8	35.4
15	42	57.5	SCTUV42	232	305	334	396	1.7	20.2	31.4
15	36	51.5	SCTUV36	220	278	312	364	1.5	17.8	27.6
15	30	45.5	SCTUV30	211	261	296	348	1.4	15.3	23.7
15	24	39.5	SCTUV24	202	241	288	329	1.2	12.8	19.9

- Rectangular countertop with left angled end (45°) and right rounded end.
- Assembly hardware included (specify metal finish).



15	72	87.5	SCTVU72	307	406	n/a	507	2.6	32.6	50.7
15	66	81.5	SCTVU66	292	382	n/a	483	2.4	30.1	46.9
15	60	75.5	SCTVU60	277	358	n/a	460	2.3	27.7	43.1
15	54	69.5	SCTVU54	263	341	363	435	2.1	25.2	39.2
15	48	63.5	SCTVU48	248	322	344	416	1.9	22.8	35.4
15	42	57.5	SCTVU42	232	305	334	396	1.7	20.2	31.4
15	36	51.5	SCTVU36	220	278	312	364	1.5	17.8	27.6
15	30	45.5	SCTVU30	211	261	296	348	1.4	15.3	23.7
15	24	39.5	SCTVU24	202	241	288	329	1.2	12.8	19.9

- Rectangular countertop with rounded ends.
- Assembly hardware included (specify metal finish).



15	72	87	SCTO72	307	406	n/a	507	2.6	34.6	53.8
15	66	81	SCTO66	292	382	n/a	483	2.5	32.1	50.0
15	60	75	SCTO60	277	358	n/a	460	2.3	39.7	46.2
15	54	69	SCTO54	263	341	363	435	2.1	37.2	42.4
15	48	63	SCTO48	248	322	344	416	1.9	34.8	38.5
15	42	57	SCTO42	232	305	334	396	1.7	22.2	34.5
15	36	51	SCTO36	220	278	312	364	1.6	19.7	30.7
15	30	45	SCTO30	211	261	296	348	1.4	17.3	26.9
15	24	39	SCTO24	202	241	288	329	1.2	14.8	23.1

**SPECIFY**

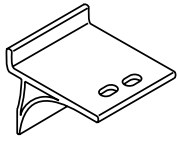
NA  -  -  /  - 3090

**Specify Series:** Specify the series C or I, see p.14.

**Code:** Consult the above product code list.

**Surface / Edge:** Specify finish, p.24-25.





- These supports are already included with the surfaces but on the back side only.
- Must be ordered to support the other sides that are held by a Nano panel.
- Anodized aluminum finish.

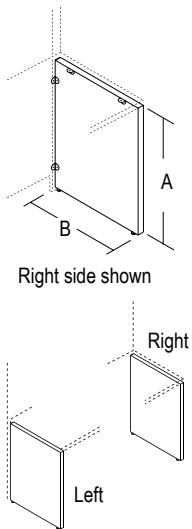
Code	Price	Specifications	
		Cu.Ft	lb
SSUN	23	0.1	1.0

**SPECIFY**

Code  
NA4-

## 28" high full floor supports

- Floor support for Nano surfaces, to be used to support a 29" H. surface laterally.
- Nano supports are already included with the surfaces, but on the back side only.
- Attaches to the vertical profile of the Nano panel.



Dimensions			Code	Price	Specifications	
A	B	Side		T.F.L.	Cu.Ft	lb
28	36	Left	SSUL2836	168	2.0	26.6
28	30	Left	SSUL2830	151	1.7	22.2
28	24	Left	SSUL2824	135	1.4	17.9
28	21	Left	SSUL2821	126	1.2	15.5
28	18	Left	SSUL2818	122	1.1	13.3
28	36	Right	SSUR2836	168	2.0	26.6
28	30	Right	SSUR2830	151	1.7	22.2
28	24	Right	SSUR2824	135	1.4	17.9
28	21	Right	SSUR2821	126	1.2	15.5
28	18	Right	SSUR2818	122	1.1	13.3

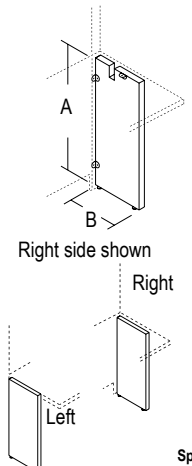
**SPECIFY**

Code Base  
NAC-  -

**Specify Code:** Consult the above product code list.  
**Base:** Specify finish (T.F.L.), see p.24-25.

## 28" high recessed floor supports

- Recessed floor support for Nano surfaces, to be used to support a 29" H. surface laterally.
- Nano supports are already included with the surfaces, but on the back side only.
- Attaches to the vertical profile of the Nano panel.



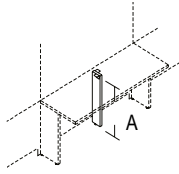
Dimensions			Code	Price	Specifications	
A	B	Side		T.F.L.	Cu.Ft	lb
28	11	Left	SSUL2811	122	0.8	9.7
28	11	Right	SSUR2811	122	0.8	9.7

**SPECIFY**

Code Base  
NAC-  -

**Specify Code:** Consult the above product code list.  
**Base:** Specify finish (T.F.L.), see p.24-25.

- Laminate intermediate support recommended for surfaces 48" or more in length.
- Supports the surface without being attached to the panel.



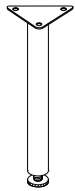
Dimension			Specifications	
A	Code	Price	Cu.Ft	lb
28	SSUPI28	73	0.8	9.7

**SPECIFY**

NAC-  -

**Specify Code:** Consult the above product code list.  
**Base:** Specify finish (T.F.L.), see p.24-25.

## metal legs



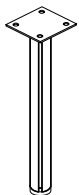
- Metal leg with adjustable leveler. Sold individually, does not accept caster. 2½" diameter.

			Specifications	
	Code	Price	Cu.Ft	lb
For surfaces positioned at 29"	LE291E	114	0.4	5.8

**SPECIFY**

AC-  -

**Specify Code:** Consult the above product code list.  
**Métal :** Specify the leg's finish, Black (N) or Aluminum (W).



- "Time" series styled leg with adjustable leveler (clear finish). Anodized aluminum finish only.
- Sold individually, 2½" diameter.

			Specifications	
	Code	Price	Cu.Ft	lb
For surfaces positioned at 29"	LET291-CL	140	0.4	4.5

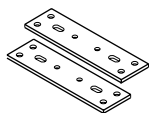
**SPECIFY**

AC-

**Specify Code:** Consult the above product code list.

## junction plates

- Junction plates, used to join two adjacent surfaces.
- Package of 2, Black finish.



			Specifications	
	Code	Price	Cu.Ft	lb
For surfaces positioned at 29"	FJP2	20	0.1	0.6

**SPECIFY**

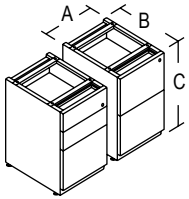
AC-

**Specify Code:** Consult the above product code list.

# supports

## support pedestals [laminated]

price list



D: Number of drawers

- Pedestal used to support a surface at 29" H.
- Pencil Tray included in top 6" drawer.
- Pedestal uses full depth of surface. Under these circumstances it is impossible to install Nano surface supports behind the pedestal.

Dimensions				Specifications			
A	B	C	D	Code	Price	Cu.Ft	lb
15½	30	27½	3	FP30UUF	727	8.4	76.9
15½	24	27½	3	FP24UUF	669	6.7	71.9
15½	30	27½	2	FP30FF	727	8.4	74.9
15½	24	27½	2	FP24FF	669	6.7	69.9

**SPECIFY** \_\_\_\_\_ **OPTIONS** \_\_\_\_\_

Code Base Fronts Pull Key

NAC-  -  /  -  -

**Specify Code:** Consult the above product code list.

**Base / Fronts:** Specify finish (T.F.L.), see p.24-25.

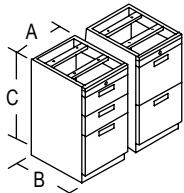
**Options Pull (3 drawers):** Pull option, specify finish (add \$54), see p.24-25.

**pull (2 drawers):** Pull option, specify finish (add \$36), see p.24-25.

**Key and lock:** Lock included (Chrome finish). Keyed-alike option: Assign code **K01** to the parts of the first office **K02** to the parts of the second office and so on and so forth in order to group parts with identical keys. Option offered without charge, see p.25.

## support pedestals [metal]

### 45 Series

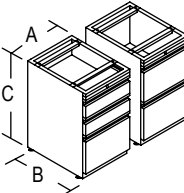


D: Number of drawers

- Pedestal used to support a surface at 29" H.
- Central handl. Pencil Tray included in top 6" drawer.

15	29½	27½	3	FP45-30-6612	770	8.5	60.0
15	23½	27½	3	FP45-24-6612	748	6.8	56.0
15	29½	27½	2	FP45-30-1212	759	8.5	60.0
15	23½	27½	2	FP45-24-1212	693	6.8	56.0

### 47 Series



- Pedestal used to support a surface at 29" H.
- Full-width pulls. Pencil Tray included in top 6" drawer.

15	29½	27½	3	FP47-30-6612	803	8.5	60.0
15	23½	27½	3	FP47-24-6612	781	6.8	56.0
15	29½	27½	2	FP47-30-1212	792	8.5	60.0
15	23½	27½	2	FP47-24-1212	726	6.8	56.0

**SPECIFY** \_\_\_\_\_ **OPTION** \_\_\_\_\_

Code Metal Key

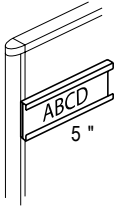
-  -

**Specify Code:** Consult the above product code list.

**Métal:** Specify finish, refer to the current Artopex metal finish card for codes.

Metallic finishes (Mica Green, Champagne or Ashen), add \$44 to the list price.

**Option Key and lock:** Lock included (Chrome finish). Keyed-alike option : Assign code **K01** to the parts of the first office **K02** to the parts of the second office and so on and so forth in order to group parts with identical keys. Option offered without charge, see p.25.



- Signage module attaching at the desired height to the vertical profile on the Nano panel.
- Size of paper to insert: 2" x 5"
- Silver finish

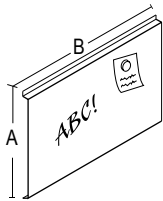
Code	Price	Specifications	
		Cu.Ft	lb
ASTAG	35	0.1	1.0

**SPECIFY**

Code  
 NA5-  - 3090

**Specify Code:** Consult the above product code list.

## magnetic marker board



- Magnetic marker board can be installed to horizontal profile on the Nano panel.
- White high gloss enamel finish that uses a non-permanent marker (not included).

Dimensions		Code	Price	Specifications	
A	B			Cu.Ft	lb
11	17	ASWB1117	58	0.5	3.0

**SPECIFY**

Code  
 NA5-

**Specify Code:** Consult the above product code list.

## SUMMARY OF UPDATES

May 1<sup>st</sup> 2018

PAGES	SECTION	PRODUCT	MODIFICATION
p.3	Table of contents		Title: "Accessories" is changed to "Complements" in the entire price list.
			All accessories have been removed from this price list since they are in the Accessories price list: acrylic accessories, shelves, bookends, storage module for accessory rail, extension monitor arm and multi-outlet under surface.
p.6	Index	Hybrid vertical connector covers	Code correction; C48TCN instead of C46TCN.
p.23	General information	Fabric direction	The suffix iTA become RRT.
p.24-25	General information	Finish choices chart	Finish laminate choices chart updated. Refer to the current Artopex laminate finish card.
p.25	General information	Finish choices chart	Pulls column updated.
p.31 - 92	Price list		Overall price increase.
p.31 to 55	Price list	Screens	Panels and connectors: the colors of the painted trim are discontinued.
p.56-61-63-86 to 88-92	Price list	Wall adaptor, hybrid fasteners countertop, signage module, assembly hardware	Silver finish only.
p.56	Connectors	Vertical profile cabling pole - 120" H.	New product
p.56	Connectors	6" Cabling pole - 120" H.	New product
p.57	Connectors	6" cabling pole for electrical harness - 120" H.	New product
p.57	Connectors	6" Fillers - 36-42-50-66" H.	New product
p.57	Connectors	Stabilizer foot kit	New product
p.58 to 62	Connectors	Hybrid connectors, hybrid vertical connectors covers, vertical caps, bridge connectors and cap hybrid.	Changes in the metal finishes.
p.59	Connectors	Hybrid vertical connector covers.	Height changes; 48" instead of 46".
p.79 to 85	Price list	Furniture - Surfaces	Changes in the metal finishes.

September 10<sup>th</sup> 2018

PAGES	SECTION	PRODUCT	MODIFICATION
		Conditions & Guarantees	Conditions & guarantees have been removed from the Nano price list. Please refer to the Artopex Warranty Guide in effect at artopex.com in the Member Zone / Documentation section.

March 15<sup>th</sup> 2019

PAGES	SECTION	PRODUCT	MODIFICATION
p.25	General information	Finish choices chart	Text correction.

*Designing, manufacturing, advising, planning  
and supporting: that's the art that  
distinguishes our purpose at Artopex.*



ARTOPEX  
Head Office  
[artopex.com](http://artopex.com)

800 Vadnais Street  
Granby, QC, Canada J2J 1A7  
T 1 800 378 0189