

RECEPTIONS



USA price list

Effective August 2nd 2010

UPDATED - January 15th 2019
summary updates - p.91

artopex[®]



interactive links

index, page tabs & page references

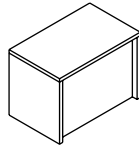
→ document optimized for single page view

VISUAL INDEX	04
<hr/>	
GENERAL INFORMATIONS	
<hr/>	
RC1 serie	8
RC2 serie	10
RC3 serie	13
technical specifications	16
codification	18
specification examples	19
typical layouts	20
RECEPTION – RC1 SERIES	23
<hr/>	
RECEPTION – RC2 SERIES	55
<hr/>	
RECEPTION – RC3 SERIES	77
<hr/>	

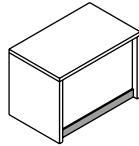
receptions

RC1 - RECTANGULAR RECEPTION TABLE - 29" H. 24

- DiS3072
- DiS3066
- DiS3060
- DiS3054
- DiS3048
- DiS3042
- DiS3036
- DiS3030
- DiS3024

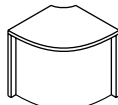


- DiA3072
- DiA3066
- DiA3060
- DiA3054
- DiA3048
- DiA3042
- DiA3036
- DiA3030
- DiA3024

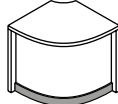


RC1 - CURVED RECEPTION TABLE 90° - 29"H. 26

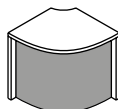
- DCS9030



- DCA9030

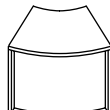


- DCM9030

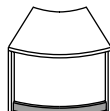


RC1 - CURVED RECEPTION TABLE 45° - 29"H. 29


- DCS4530



- DCA4530

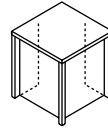


- DCM4530

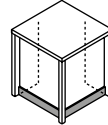


RC1 - CORNER TABLES - 29" H. 32

- DQS3030

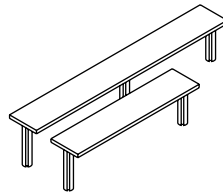


- DQA3030

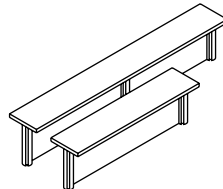


RC1 - RECTANGULAR TRANSACTION SHELF 34

- RTiO7213
- RTiO6613
- RTiO6013
- RTiO5413
- RTiO4813
- RTiO4213
- RTiO3613
- RTiO3013
- RTiO2413
- RTiO7209
- RTiO6609
- RTiO6009
- RTiO5409
- RTiO4809
- RTiO4209
- RTiO3609
- RTiO3009
- RTiO2409

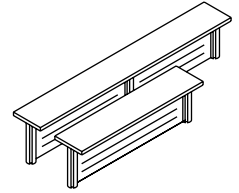


- RTiS7213
- RTiS6613
- RTiS6013
- RTiS5413
- RTiS4813
- RTiS4213
- RTiS3613
- RTiS3013
- RTiS2413
- RTiS7209
- RTiS6609
- RTiS6009
- RTiS5409
- RTiS4809
- RTiS4209
- RTiS3609
- RTiS3009
- RTiS2409

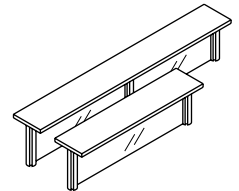


RC1 - RECTANGULAR TRANSACTION SHELF 36

- RTiM7213
- RTiM6613
- RTiM6013
- RTiM5413
- RTiM4813
- RTiM4213
- RTiM3613
- RTiM3013
- RTiM2413
- RTiM7209
- RTiM6609
- RTiM6009
- RTiM5409
- RTiM4809
- RTiM4209
- RTiM3609
- RTiM3009
- RTiM2409

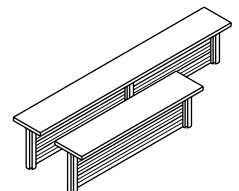


- RTiP7213
- RTiP6613
- RTiP6013
- RTiP5413
- RTiP4813
- RTiP4213
- RTiP3613
- RTiP3013
- RTiP2413
- RTiP7209
- RTiP6609
- RTiP6009
- RTiP5409
- RTiP4809
- RTiP4209
- RTiP3609
- RTiP3009
- RTiP2409

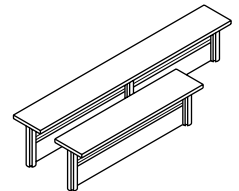


RC1 - RECTANGULAR TRANSACTION SHELF 38

- RTiB7213
- RTiB6613
- RTiB6013
- RTiB5413
- RTiB4813
- RTiB4213
- RTiB3613
- RTiB3013
- RTiB2413



- RTiBS7213
- RTiBS6613
- RTiBS6013
- RTiBS5413
- RTiBS4813
- RTiBS4213
- RTiBS3613
- RTiBS3013
- RTiBS2413

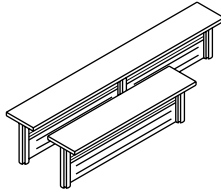


receptions

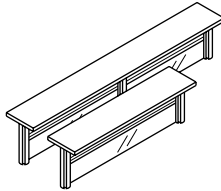
visual index

RC1 - RECTANGULAR TRANSACTION SHELF 40

RTiBM7213
RTiBM6613
RTiBM6013
RTiBM5413
RTiBM4813
RTiBM4213
RTiBM3613
RTiBM3013
RTiBM2413



RTiBP7213
RTiBP6613
RTiBP6013
RTiBP5413
RTiBP4813
RTiBP4213
RTiBP3613
RTiBP3013
RTiBP2413



RC1 - CURVED 90° TRANSACTION SHELF 42

RTCO9013
RTCO9009



RTCS9013
RTCS9009



RTCM9013
RTCM9009



RTCP9013
RTCP9009



RC1 - CURVED 45° TRANSACTION SHELF 46

RTCO4513
RTCO4509



RTCS4513
RTCS4509



RTCM4513
RTCM4509

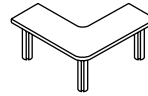


RTCP4513
RTCP4509

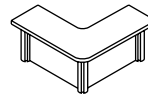


RC1 - CORNER TRANSACTION SHELF 50

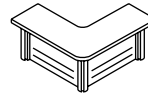
RTQO3013
RTQO3009



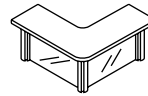
RTQS3013
RTQS3009



RTQM3013
RTQM3009

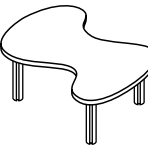


RTQP3013
RTQP3009

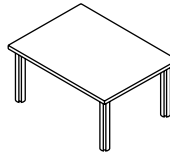


RC1 - LOW TABLES 54

TMAF3522



TMAS2436
TMAS2424

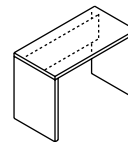


TMAO2442



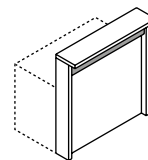
RC 2 - RECTANGULAR TABLE 56

Ri2472
Ri2466
Ri2460
Ri2454
Ri2448
Ri2442
Ri2436
Ri2430
Ri2424

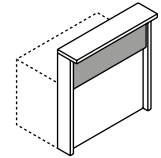


RC 2 - TRANSACTION MODULE - 42" H. FOR RECTANGULAR TABLE 57

CiS7242
CiS6642
CiS6042
CiS5442
CiS4842
CiS4242
CiS3642
CiS3042
CiS2442



CiA7242
CiA6642
CiA6042
CiA5442
CiA4842
CiA4242
CiA3642
CiA3042
CiA2442



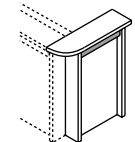
RC2 - JUNCTION SHELF FOR COUNTER TOP MODULE 59

CC9010

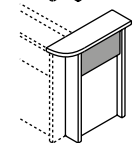


RC2 - END TRANSACTION MODULE FOR 90° CORNER CONFIGURATION - 42" H. 59

CiLS2442
CiRS2442

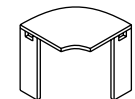


CiLA2442
CiRA2442



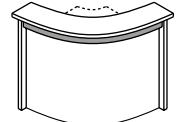
RC2 - CURVED TABLE 90° - 29" H. 61

RC9024

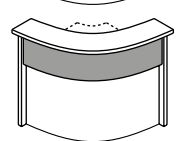


CURVED TRANSACTION MODULE 90° - 42" H. FOR CURVED TABLE 90° 61

CCS9042



CCA9042



receptions

visual index

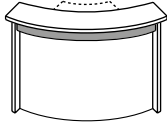
RC2 - CURVED TABLE 45° - 29" H. 63

RC4524

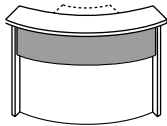


CURVED TRANSACTION MODULE 45° - 42" H. FOR CURVED TABLE 45° 63

CCS4542

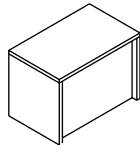


CCA4542

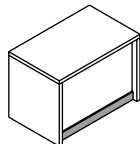


RC2 - RECTANGULAR RECEPTION TABLE - 29" H. 65

DiS3072
DiS3066
DiS3060
DiS3054
DiS3048
DiS3042
DiS3036
DiS3030
DiS3024

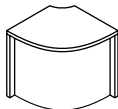


DiA3072
DiA3066
DiA3060
DiA3054
DiA3048
DiA3042
DiA3036
DiA3030
DiA3024

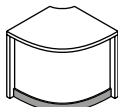


RC2 - CURVED RECEPTION TABLE 90° - 29" H. 67

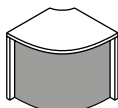
DCS9030



DCA9030

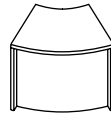


DCM9030



RC2 - CURVED RECEPTION TABLE 45° - 29" H. 70

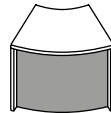
DCS4530



DCA4530

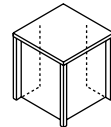


DCM4530

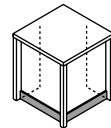


RC2 - CORNER RECEPTION TABLE - 29" H. 73

DQS3030



DQA3030



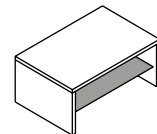
RC2 - ACCESSORY BAR 75

ACBM70
ACBM64
ACBM58
ACBM52
ACBM46
ACBM40
ACBM34
ACBM28
ACBM22



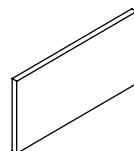
RC2 - LOW TABLE 75

TMAS2436
TMAS2424



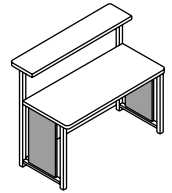
RC2 - TACKBOARD 76

BT7013
BT6413
BT5813
BT5213
BT4613
BT4013
BT3413
BT2813
BT2213



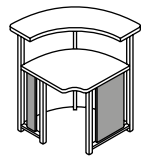
RC3 - RECTANGULAR TRANSACTION UNIT 78

RD2472
RD2466
RD2460
RD2454
RD2448
RD2442
RD2436
RD2430
RD2424

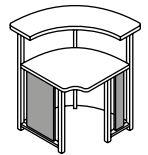


RC3 - INTERIOR CURVED 90° TRANSACTION UNIT 79

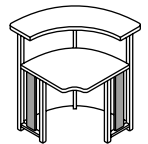
RCi9024CL



RCi9024LC

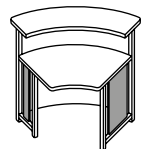


RCi9024CC

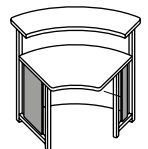


RC3 - INTERIOR CURVED 45° TRANSACTION UNIT 80

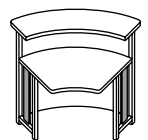
RCi4524CL



RCi4524LC



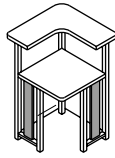
RCi4524CC



receptions

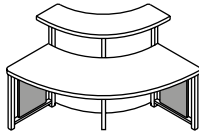
RC3 - CORNER TRANSACTION UNIT 81

RQi2424CC



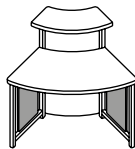
RC3 - EXTERIOR CURVED 90° TRANSACTION UNIT 82

RCE9024LL

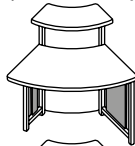


RC3 - EXTERIOR CURVED 45° TRANSACTION UNIT 83

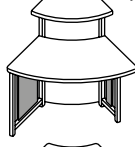
RCE4524LL



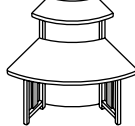
RCE4524CL



RCE4524LC

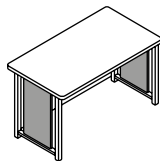


RCE4524CC



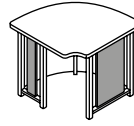
RC3 - RECTANGULAR RECEPTION TABLE 84

Di3072
Di3066
Di3060
Di3054
Di3048
Di3042
Di3036
Di3030
Di3024

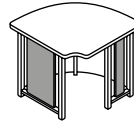


RC3 - INTERIOR CURVED 90° RECEPTION TABLE 85

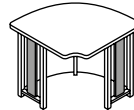
Ci9030CL



Ci9030LC

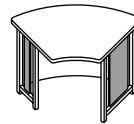


Ci9030CC

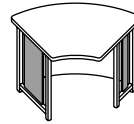


RC3 - INTERIOR CURVED 45° RECEPTION TABLE 86

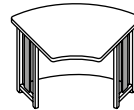
Ci4530CL



Ci4530LC

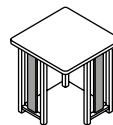


Ci4530CC



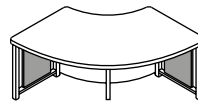
RC3 - CORNER RECEPTION TABLE 87

Qi3030CC



RC3 - EXTERIOR CURVED 90° RECEPTION TABLE 88

CE9030LL



RC3 - EXTERIOR CURVED 45° RECEPTION TABLE 89

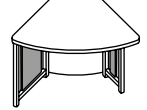
CE4530LL



CE4530CL



CE4530LC

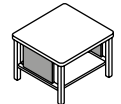


CE4530CC




RC3 - LOW TABLE 90

TMAS2536
TMAS2525



RC3 - ACCESSORY BAR 90

ACBM72
ACBM66
ACBM60
ACBM54
ACBM48
ACBM42
ACBM36
ACBM30
ACBM24



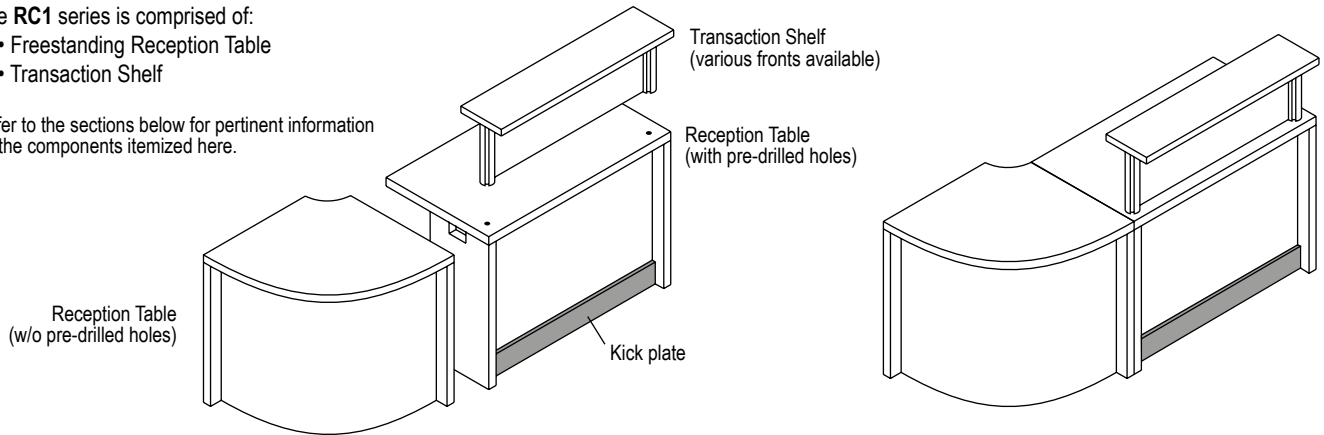


RECEPTION TABLES AND TRANSACTION SHELVES

The RC1 series is comprised of:

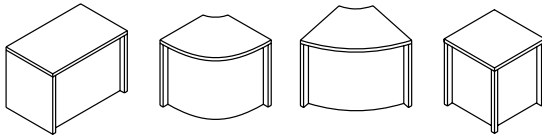
- Freestanding Reception Table
- Transaction Shelf

Refer to the sections below for pertinent information on the components itemized here.



RECEPTION TABLE

- Available straight (24" to 72"), curved (90° or 45°) or as a corner unit.
- 30" deep.

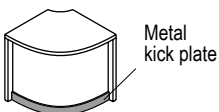


LL-CL-LC-CC

CL-LC-CC

CC

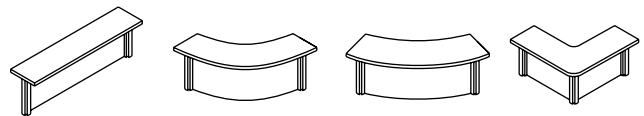
- Work Surface: 29" H., thermally fused laminate T.F.L. (L1) or high pressure laminate H.P.L. (S1), 1" thickness. A transaction shelf can be installed on the surface (or not). The reception table that has the transaction shelf comes equipped with pre-drilled holes in the surface. It is important to specify the "H" so the pre-drilled holes will be available on the surface. Otherwise, using "N" will signify that the surface does not have pre-drilled holes, either option is at no charge.
- Choice of depth of end panel **L** (30") or **C** (17"), configuration **LL-CL-LC-CC** depending on the model.
- Front: full height modesty, H.P.L. for the straight tables, and H.P.L. or metal for the curved tables. Embossing optional on the metal (**OS**).
- Metal kick plate available on laminate front.



- Optional grommet, see the price list for more details.

TRANSACTION SHELF

- Available straight (24" to 72"), curved (90° or 45°) or as a corner unit.



- Depth of shelf is 12".
- Offered in two heights: 9 1/2" H. or 13 1/2" H. (38 1/2" H. or 42 1/2" H. from the floor).
- Available space beneath the actual shelf: 8 1/2" or 12 1/2".
- T.F.L. surface (L1) or H.P.L. (S1), supported by 2 or 3 posts (when 60" or longer) in anodized aluminum similar to the Time series posts.
- To be installed on a reception table of the same length equipped with pre-drilled holes (option H).
- Also offered with a front (screen under the shelf): laminate, acrylic, embossed metal or accessory bar depending on the configuration.

receptions - RC1

general information

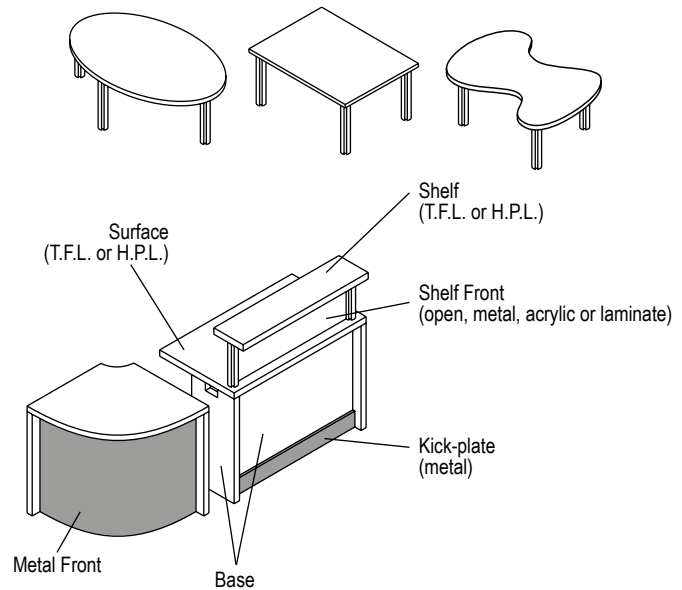
COMPLEMENTARY PRODUCTS

LOW TABLE

Low tables (15" H.) complement this series. They are offered in different styles. The surface of the table is available in T.F.L. (L1) or H.P.L. (S1), 1" thickness and is supported by 4 anodized aluminum posts similar to the Time series posts, equipped with levellers.

THE FINISHES - RC1 SERIES

This is the codification to use in each specific section of the price list referring to the choice of colors **for the RC1 series**. In the price list, the text at the bottom of each page under the product codification zone, refers to the chart below.



SURFACE / SHELF		BASE	KICK PLATE METAL FRONT	FRONT SCREEN (UNDER SHELF)
T.F.L. (L1)	H.P.L. (S1)	T.F.L.	METAL	SCREEN
DOLOMITE FINISH	MAT FINISH	FINI DOLOMITE	Ashen (3370)	METAL
Antique White (AW)	Antique White (AW)	Antique White (AW)	Champagne (3311)	Ashen (3370)
Charcoal (F)	Cayenne Maple (CM)	Black (N)	Polar White (3002)	Champagne (3311)
Frost (A)	Charcoal (SF)	Charcoal (F)	Silver (3090)	Polar White (3002)
White (BW)	Cherry (CH)	Frost (A)		Silver (3090)
	Chestnut (CG)	White (BW)		ACRYLIC
SUEDE FINISH	Dark Oak (DK)			Frosted (Gi)
Cayenne Maple (CM)	Douglas Pine (DP)	SUEDE FINISH		LAMINATE
Cherry (CH)	Frost (SA)	Cayenne Maple (CM)		Antique White (AW)
Dark Oak (DK)	Honey (HO)	Cherry (CH)		Black (N)
Honey (HO)	Maritime Maple (EM)	Dark Oak (DK)		Carbon (CB)
	Moka (PM)	Honey (HO)		Cayenne Maple (CM)
SUPERMAT FINISH	Tobacco Cherry (TC)			Charcoal (F)
Chestnut (CG)	White (BW)	SUPERMAT FINISH		Cherry (CH)
Douglas Pine (DP)	Willow Grey (WG) *	Chestnut (CG)		Chestnut (CG)
Maritime Maple (EM)		Douglas Pine (DP)		Dalia (DA)
Moka (PM)	NATURAL FINISH	Maritime Maple (EM)		Dark Oak (DK)
Tobacco Cherry (TC)	Carbon (CB)	Moka (PM)		Douglas Pine (DP)
Willow Grey (WG)	Dalia (DA)	Tobacco Cherry (TC)		Frost (A)
	Galaxy (GX)	Willow Grey (WG)		Galaxy (GX)
AURA FINISH	Ginger Root (GG)			Ginger Root (GG)
Carbon (CB)	Sea Salt (SM)	AURA FINISH		Honey (HO)
Dalia (DA)	Sesame (SE)	Carbon (CB)		Maritime Maple (EM)
Galaxy (GX)	Twilight (TL)	Dalia (DA)		Moka (PM)
Ginger Root (GG)		Galaxy (GX)		Sea Salt (SM)
Sea Salt (SM)		Ginger Root (GG)		Sesame (SE)
Sesame (SE)		Sea Salt (SM)		Tobacco Cherry (TC)
Twilight (TL)		Sesame (SE)		Twilight (TL)
		Twilight (TL)		White (BW)
				Willow Grey (WG)

* Willow Grey: Matt finish, and not supermat like T.F.L.

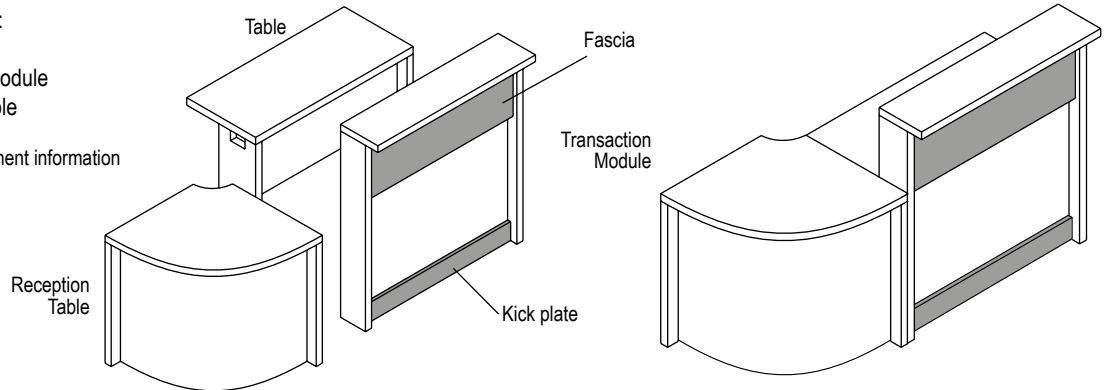


MODULES AND TABLES

The RC2 Series is composed of:

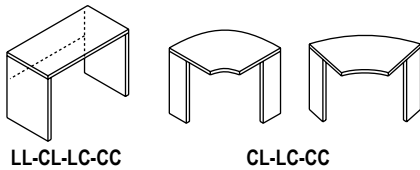
- Freestanding Table Module
- Freestanding Transaction Module
- Freestanding Reception Table

Refer to the sections below for pertinent information on the components itemized here.

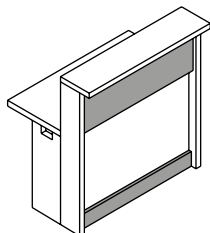


TABLE

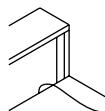
- Available straight (24" to 72") or curved (90° or 45°).



- 24" Deep.
- Work surface: 29" H., Thermally Fused Laminate T.F.L. (L1) or High Pressure Laminate H.P.L. (S1), 1" thickness.
- Choice of depth of end panel L (24") or C (11"), configuration LL-CL-LC-CC depending on the model.
- Must be attached to a Transaction module.
- The rectangular Table modules have a 9" modesty, recessed 2 1/2", the curved modules do not have modesties.
- Certain tables from the Take Off collection can be used as a Table module when specifying a 9" modesty (U9), refer to the Take Off price list in the table section.



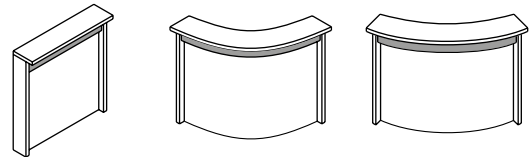
When specifying, the Table and Transaction modules need to be combined.



On the inside, there is a space available at the back of the table for any wiring.

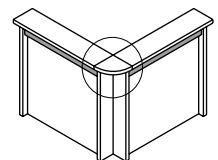
TRANSACTION MODULE

- Available straight (24" to 72"), curved (90° or 45°) or as a corner unit.

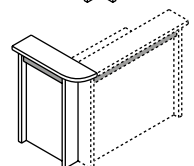


- 6" deep (depth of shelf is 10").
- Transaction surface: 42" H. thermally fused laminate T.F.L. (L1) or high pressure laminate H.P.L. (S1), 1" thickness.
- Available space beneath the actual shelf: 12 1/4"
- Front: full height, in high pressure laminate (H.P.L.).
- Needs to be combined with a Table module.
- Choice of two models: fascia 3" H. or 13" H. with embossing option (OS).
- The fascia is a metal decorative trim located underneath the transaction shelf.
- Metal kick plate option matching the fascia color.

A junction shelf bust to be used to consolidate 2 straight Transaction modules placed at 90°.



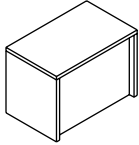
An End Transaction module can be used to complete a straight Transaction module configuration.



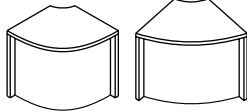
MODULES AND TABLES (CONT'D)

RECEPTION TABLE

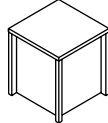
- Available straight (24" to 72"), curved (90° or 45°) or as a corner unit.



LL-CL-LC-CC



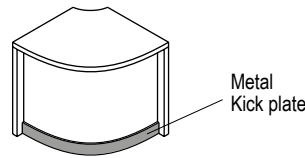
CL-LC-CC



CC

- Front: full height modesty, H.P.L. for the straight tables, and H.P.L. or metal for the curved tables.
- Optional embossing on the metal (**OS**).
- Kick plate in metal available on the laminate facades.
- Optional grommet, see the price list for more details.

- 30" Deep.
- Work Surface: 29" H., Thermally Fused Laminate T.F.L. (**L1**) or High Pressure Laminate H.P.L. (**S1**), 1" thickness.
- Choice of depth of end panel **L** (30") or **C** (17"), configuration **LL-CL-LC-CC** depending on the model.

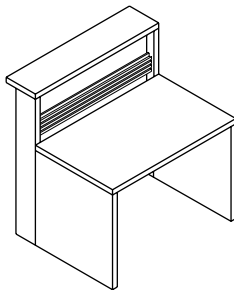


Metal Kick plate

COMPLEMENTARY PRODUCTS

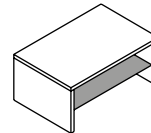
ACCESSORY BAR

The accessory bar from Take Off was adapted to install on the interior of the transaction modules with length specific to these units. It is attached with wood screws, and is offered in a variety of colors. A maximum of 3 bars can be stacked in the space available of the interior of the transaction module.



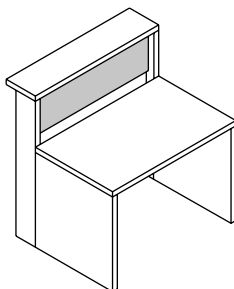
LOW TABLE

A low table is offered in 2 styles of 18" heights. The surface and end panels are comprised of 1" thick laminate, whereas the shelf is made of metal, [see p.75](#).



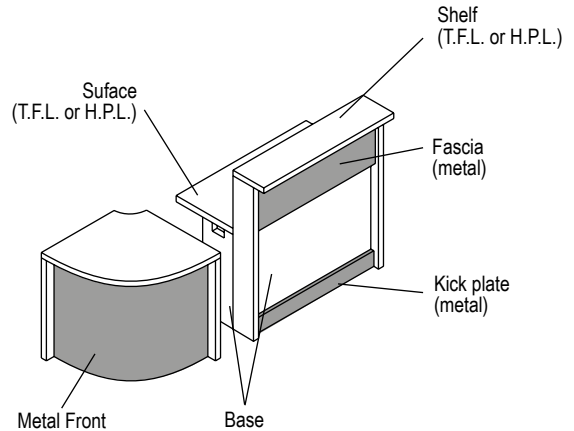
TACKBOARD

The tackboards have also been designed to install on the interior of the transaction modules with lengths specific to these units. They are attached with Velcro strips and are fabric covered, see current Artopex panel fabric card.



FINISHES - RC2 SERIES

This is the codification to use in each specific section of the price list referring to the choice of colors **for the RC2 series**. In the price list, the text at the bottom of each page under the product codification zone, refers to the chart below.



SURFACE / SHELF		BASE	FASCIA / KICK PLATE METAL FRONT / ACCESSORY BAR LOW TABLE SHELF
LAMINATE (L1)	H.P.L. (S1)	T.F.L.	METAL
DOLOMITE FINISH	MAT FINISH	FINI DOLOMITE	Ashen (3370)
Antique White (AW)	Antique White (AW)	Antique White (AW)	Champagne (3311)
Charcoal (F)	Cayenne Maple (CM)	Black (N)	Polar White (3002)
Frost (A)	Charcoal (F)	Charcoal (F)	Silver (3090)
White (BW)	Cherry (CH)	Frost (A)	
	Chestnut (CG)	White (BW)	
SUEDE FINISH	Dark Oak (DK)	SUEDE FINISH	
Cayenne Maple (CM)	Douglas Pine (DP)	Cayenne Maple (CM)	
Cherry (CH)	Frost (A)	Cherry (CH)	
Dark Oak (DK)	Honey (HO)	Dark Oak (DK)	
Honey (HO)	Maritime Maple (EM)	Honey (HO)	
	Moka (PM)		
SUPERMAT FINISH	Tobacco Cherry (TC)	SUPERMAT FINISH	
Chestnut (CG)	White (BW)	Chestnut (CG)	
Douglas Pine (DP)	Willow Grey (WG)	Douglas Pine (DP)	
Maritime Maple (EM)		Maritime Maple (EM)	
Moka (PM)	NATURAL FINISH	Moka (PM)	
Tobacco Cherry (TC)	Carbon (CB)	Tobacco Cherry (TC)	
Willow Grey (WG)	Dalia (DA)	Willow Grey (WG)	
	Galaxy (GX)		
AURA FINISH	Ginger Root (GG)	AURA FINISH	
Carbon (CB)	Sea Salt (SM)	Carbon (CB)	
Dalia (DA)	Sesame (SE)	Dalia (DA)	
Galaxy (GX)	Twilight (TL)	Galaxy (GX)	
Ginger Root (GG)		Ginger Root (GG)	
Sea Salt (SM)		Sea Salt (SM)	
Sesame (SE)		Sesame (SE)	
Twilight (TL)		Twilight (TL)	

* Willow Grey: Matt finish, and not supermat like T.F.L.



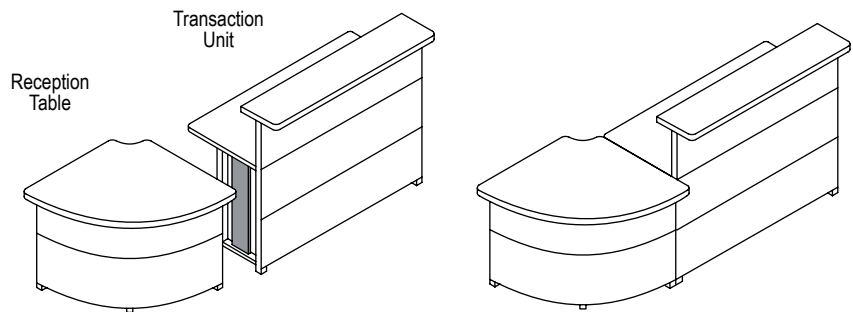
RC3

THE TRANSACTION UNITS AND RECEPTION TABLES

The **RC3** Series is composed of:

- Freestanding Transaction Unit
- Freestanding Reception Table

Refer to the sections below for pertinent information on the components itemized here.



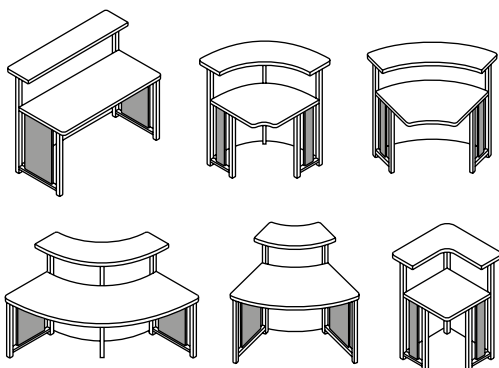
TRANSACTION UNIT

- It is composed of a metal structure, to which the following attach:
 - A work surface 24" deep.
 - A transaction shelf.
 - A tiled front divided into 3 sections.
- Available straight (24" to 72" in length), interior or exterior curve (90° or 45°) and corner unit.

- Choice of end panel configuration (**LL-CL-LC-CC**) depending on the model. The bases combine a metal structure and a laminate piece which is inserted as a trim. Its color needs to be specified along with the color of the metal.

• Front:

- Divided into 3 sections (level 1 at bottom, level 2 in center and level 3 at top).
- Material used depending on configuration: 1/16" H.P.L. panel, metal (perforations optional) or acrylic 3/16".
- Choice of 6 configurations (#1-2-3-4-5-6). Specify one per transaction unit.



Possible configurations:

	#1	#2	#3	#4	#5	#6	
	LEVEL 3	METAL	ACRYLIC	LAMINATE	METAL	ACRYLIC	LAMINATE
	LEVEL 2	METAL	METAL	LAMINATE	LAMINATE	LAMINATE	LAMINATE
LEVEL 1	METAL	METAL	LAMINATE	LAMINATE	LAMINATE	METAL	

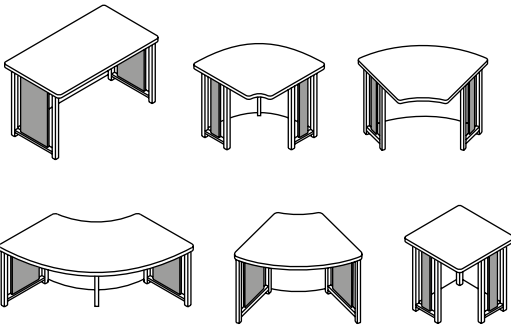
Add "H" for a perforated motif in the metal section (example: 2H)

- Work Surface: 29" H., Thermally Fused Laminate T.F.L. (**L1**) or High Pressure Laminate H.P.L. (**S1**), depth 24".
- Transaction surface: 42" H., in T.F.L. (**L1**) or H.P.L. (**S1**), 12" deep.
- Available space beneath the actual shelf: 12 1/8".
- Front edges of the shelves and surfaces are rounded.

THE TRANSACTION UNITS AND RECEPTION TABLES (CONT'D)

RECEPTION TABLE

- It is comprised of a metal structure, to which the following attach:
 - A work surface 30" deep.
 - A tiled front divided into 2 sections.
- Available straight (24" to 72" in length), interior or exterior curve (90° or 45°) and corner unit.

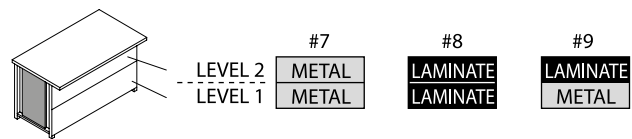


- Work Surface: 29" H., Thermally Fused Laminate T.F.L. (L1) or High Pressure Laminate H.P.L. (S1), depth 30".
- Grommet option, see price list for further details.

- Choice of end panel configuration (LL-CL-LC-CC) depending on the model. The bases combine a metal structure and a laminate piece which is inserted as a trim. Its color needs to be specified along with the color of the metal.
- * A multiple unit configuration require a sufficient amount of full end panels to ensure stability.
- Front: Divided into 2 sections (level 1 at bottom and level 2 at top)
Material used depending on configuration: 1/16" HPL panel, metal (perforations optional).

Choice of 3 configurations (#7-8-9). Specify one per reception table.

Possible configurations:



COMPLEMENTARY PRODUCTS

ACCESSORY BARS

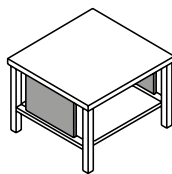
The Take Off accessory bar was adapted to attach to the work surface of a straight transaction unit, not curved. Available in Silver and Polar White. Only a single bar can be installed due to height availability underneath the transaction shelf. A variety of lengths available (off module).

FRONT

The stiffeners on the straight metal sections are equipped with one or two grooves 9 1/2" long which allows for the attaching of several small accessories (file or pencil tray, cell phone or business card holder). Therefore adding an accessory bar is not required unless a horizontal paper tray is used (configurations #1 and # 4).

LOW TABLE

A low table (18" H.) complements this series. It is offered in 2 dimensions. The low table uses the same type of metal structure as the reception tables, with a surface and a central shelf, in laminate, [see p.90](#).

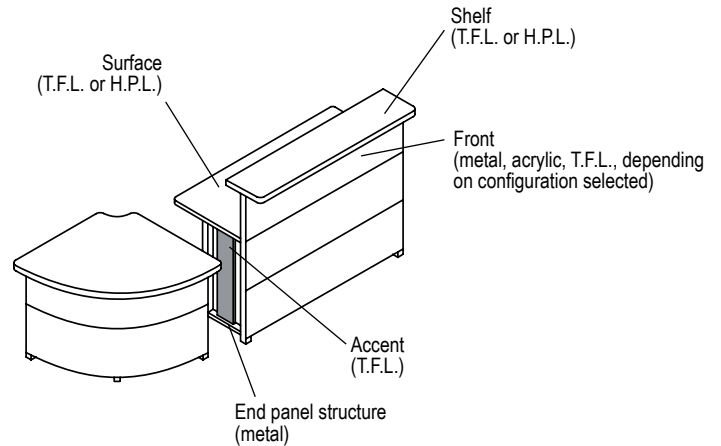


receptions - RC3

general information

FINISHES - RC3 SERIES

This is the codification to use in each specific section of the price list referring to the choice of colors **for the RC3 series**. In the price list, the text at the bottom of each page under the product codification zone, refers to the chart below.



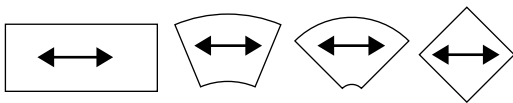
SURFACE / SHELF		ACCENT (INTERIOR OF END PANEL)	ACCESSORY BAR END PANEL STRUCTURE	FRONT (N1-N2-N3)	
LAMINATE (L1)	H.P.L. (S1)	LAMINATE	METAL	FRONT	
DOLOMITE FINISH	MAT FINISH	Antique White (AW)	Polar White (3002)	ACRYLIC	METAL
Antique White (AW)	Antique White (AW)	Black (N)	Silver (3090)	Frosted (Gi)	Abyss (3113)
Charcoal (F)	Cayenne Maple (CM)	Carbon (CB)			Amber (3108)
Frost (A)	Charcoal (F)	Cayenne Maple (CM)		LAMINATE	Black (3067)
White (BW)	Cherry (CH)	Charcoal (F)		Antique White (AW)	Charcoal (3064)
	Chestnut (CG)	Cherry (CH)		Black (N)	Fossil (3102)
SUEDE FINISH	Dark Oak (DK)	Chestnut (CG)		Carbon (CB)	Grenadine (3044)
Cayenne Maple (CM)	Douglas Pine (DP)	Dalia (DA)		Cayenne Maple (CM)	Polar White (3002)
Cherry (CH)	Frost (A)	Dark Oak (DK)		Charcoal (F)	Silver (3090)
Dark Oak (DK)	Honey (HO)	Douglas Pine (DP)		Cherry (CH)	Smoothie (3109)
Honey (HO)	Maritime Maple (EM)	Frost (A)		Chestnut (CG)	Source (3106)
	Moka (PM)	Galaxy (GX)		Dalia (DA)	
SUPERMAT FINISH	Tobacco Cherry (TC)	Ginger Root (GG)		Dark Oak (DK)	
Chestnut (CG)	White (BW)	Honey (HO)		Douglas Pine (DP)	
Douglas Pine (DP)	Willow Grey (WG) *	Maritime Maple (EM)		Frost (A)	
Maritime Maple (EM)		Moka (PM)		Galaxy (GX)	
Moka (PM)	NATURAL FINISH	Sea Salt (SM)		Ginger Root (GG)	
Tobacco Cherry (TC)	Carbon (CB)	Sesame (SE)		Honey (HO)	
Willow Grey (WG)	Dalia (DA)	Tobacco Cherry (TC)		Maritime Maple (EM)	
	Galaxy (GX)	Twilight (TL)		Moka (PM)	
AURA FINISH	Ginger Root (GG)	White (BW)		Sea Salt (SM)	
Carbon (CB)	Sea Salt (SM)	Willow Grey (WG)		Sesame (SE)	
Dalia (DA)	Sesame (SE)			Tobacco Cherry (TC)	
Galaxy (GX)	Twilight (TL)			Twilight (TL)	
Ginger Root (GG)				White (BW)	
Sea Salt (SM)				Willow Grey (WG)	
Sesame (SE)					
Twilight (TL)					
	* Willow Grey: Matt finish, and not supermat like T.F.L.				

TECHNICAL SPECIFICATIONS

The work surfaces and transaction shelves are constructed of 1" thick particleboard. They are laminated on both sides and surrounded by a 2.5 mm PVC edge in assorted colors to finish and match the surface. The work surfaces and transaction shelves can be ordered in either thermally fused or high pressure laminate. The H.P. adds 1/16" overall to the surfaces.

SURFACE DIRECTIONAL WOODGRAIN

The woodgrain runs parallel with the long side of the surface whereas a surface that is symmetrical has the grain at 45°.

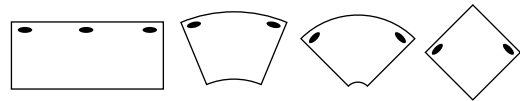


GROMMET OPTION

The grommets can be factory installed on the reception tables in all 3 of the reception series. The grommet allows access for large caliber wiring and attachment of task lights, flat screen supports and surface multi-outlet modules. The grommet has a black finish.

For the rectangular tables, the grommet can be specified on the left (GL), right (GR) or center (GC). For curved tables and corner tables the grommet has to be specified on the left (GL) or the right (GR) only.

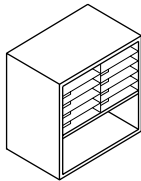
If no code is specified, then NO grommet will be installed.



STORAGE

PIGEONHOLE UNITS

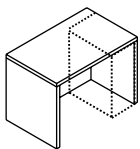
With a variety of sizes, the reception series pigeonhole units are made of a laminate frame 1/16" thick, in which there are metal shelves inserted. The shelves have a 2.5 mm long integrated tab that allows attaching identification tags (not included). Depending on the model, insertion of letter or legal documents, and even packages is possible (see Accessory price list). Vertical space between each shelf is 2 1/2".



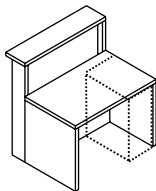
PEDESTALS

Surface-attaching pedestals, freestanding pedestals and mobile pedestals from the Air line, Time, Take Off or Uni-T series are compatible with the 3 reception series.

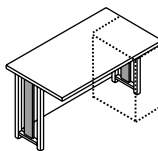
Available space under the surfaces to add a pedestal:



RC1 - RC2
Reception Tables
28" H. x 26 1/2" deep



RC2
Combined Modules
28" H. x 20 3/4" deep



RC3
Transaction Unit and
Reception Table
28" H. x 24" deep

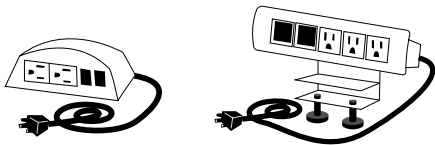
FREESTANDING FURNITURE

It is possible to add to the work environment with freestanding furniture from Artopex (credenzas, hutches, storage units, bookcases etc.).

ELECTRICITY

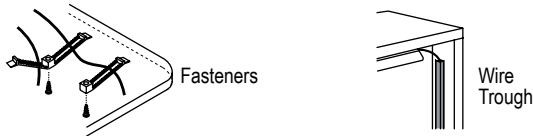
MULTI-OUTLET

Two types of surface modules are available and can be ordered separately. In both cases, no pre-drilling of holes is required. The half-moon shaped unit attaches with Velcro, whereas the rectangular unit attaches in a grommet or on the contour of a surface. Refer to the description of the products for more details.



FASTENERS AND WIRE TROUGH

Made of rigid plastic, the wire fasteners are used for holding wiring under the surface. The wire trough is self-adhesive and measures 24" in length and can be attached on the length of an end panel or leg to hide vertical wiring.



COMPLEMENTARY PRODUCTS

ACCESSORIES

The metal accessories are designed to install on the Artopex accessory bars, or to be placed on surfaces. Certain accessories are stackable to maximize space, they are offered in various colors (see chart at bottom of page).

* Note that the plastic accessories from other Artopex series are compatible and can be used.

KEYBOARD TRAY

To add a keyboard tray, please refer to the current Accessory price lists.


GLASS SURFACE

It is possible to order a glass surface to place on top of the transaction shelves in the 3 series. These are 3/8" (10 mm) thick tempered glass and are attached to the laminate surface with hardware specifically used with glass surfaces. That installation requires drilling into the laminate shelf. Contact Customer Service for more information.

HARDWARE

The knockdown furniture is delivered with the necessary hardware (inserts and screws) already attached to the furniture.

PACKAGING

The pre-assembled furniture (identified by ) is delivered wrapped and does not require assembly apart from adjusting the levellers.

ACCESSORIES FINISHES

"METAL 10" FINISHES - ACCESSORIES PIGEONHOLE UNIT SHELVES

Abyss (3113)	Grenadine (3044)
Amber (3108)	Polar White (3002)
Black (3067)	Silver (3090)
Charcoal (3064)	Smoothie (3109)
Fossil (3102)	Source (3106)

LAMINATE FINISH - PIGEONHOLE

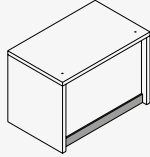
DOLOMITE FINISH	SUEDE FINISH
Antique White (AW)	Cayenne Maple (CM)
Charcoal (F)	Cherry (CH)
Frost (A)	Dark Oak (DK)
White (BW)	Honey (HO)
SUPERMAT FINISH	AURA FINISH
Chestnut (CG)	Carbon (CB)
Douglas Pine (DP)	Dalia (DA)
Maritime Maple (EM)	Galaxy (GX)
Moka (PM)	Ginger Root (GG)
Tobacco Cherry (TC)	Sea Salt (SM)
Willow Grey (WG)	Sesame (SE)
	Twilight (TL)

SPECIFICATION EXAMPLES

Here are some examples of codes applied to different products.

RC1 Series

- Rectangular reception table - 29" H.
- Table 48" L.
- LL end-panel
- Laminate work surface, Moka color
- **Base:** Moka
- **Metal:** Polar White
- Transaction shelf to be installed



S SPECIFY

O OPTIONS

Code	LL/CL/LC/CC	L1/S1	Surface	Base	Metal	N / H	Grommet
RC1- DiA3048	- LL	- L1	- PM	- PM	- 3002	- FC	- H

Ordering code: RC1-DiA3048-LL-L1-PM-PM-3002-FC-H

RC1 Series

- Curved 45° transaction shelf
- 9" H. shelf
- Laminate shelf, Maritime Maple color
- Acrylic front



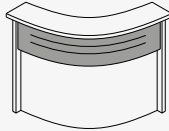
S SPECIFY

Code	L1/S1	Shelf
RC1- RTCP4509	- L1	- EM

Ordering code: RC1-RTCP4509-L1-EM-Gi

RC2 Series

- Curved 90° transaction module
- H.P.L. shelf, Chestnut finish
- **Base:** Chestnut
- **Metal:** Champagne
- Kick plate option
- Embossing option on 13" H. fascia



S SPECIFY

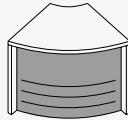
O OPTIONS

Code	L1/S1	Shelf	Base	Metal	K-Plate	Embossing
RC2- CCA9042	- S1	- CG	- CG	- 3311	- FC	OS

Ordering code: RC2-CCA9042-S1-CG-CG-3311-FC-OS

RC2 Series

- Curved 45° reception table / metal front
- CC end-panel
- Laminate work surface, Douglas Pine color
- **Base:** Douglas Pine
- **Metal:** Polar White
- Embossed metal front
- Grommet option (right)



S SPECIFY

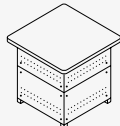
O OPTIONS

Code	CL/LC/CC	L1/S1	Surface	Base	Metal	Embossing	Grommet
RC2- DCM4530	- CC	- L1	- DP	- DP	- 3002	- OS	- GR

Ordering code: RC2-DCM4530-CC-L1-DP-DP-3002-OS-GR

RC3 Series

- Corner reception table
- #7 Front configuration with perforated metal
- H.P.L. work surface, White color
- **Accent:** White
- **Metal:** Silver
- **N1:** Grenadine
- **N2:** Grenadine
- Grommet option (left)



S SPECIFY

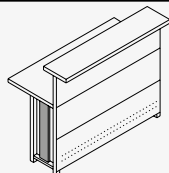
O OPTION

Code	Front	L1/S1	Surface	Accent	Metal	N1	N2	Grommet
RC3- Qi3030CC	- 7H	- S1	- BW	- BW	- 3090	- 3044	- 3044	- GL

Ordering code: RC3-Qi3030CC-7H-S1-BW-BW-3090-3044-3044-GL

RC3 Series

- Rectangular transaction unit
- 60" long
- LC end-panel
- #6 Front configuration with perforated metal
- Laminate work surface and shelf, White color
- **Accent:** Ginger Root
- **Metal:** Silver
- **N1:** Silver
- **N2:** Tobacco Cherry
- **N3:** Tobacco Cherry



S SPECIFY

Code	LL/CL/LC/CC	Front	L1/S1	Surface	Shelf	Accent	Metal	N1	N2	N3
RC3- RDi2460	- LC	- 6H	- L1	- BW	- BW	- GG	- 3090	- 3090	- TC	- TC

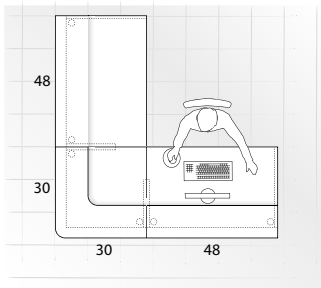
Ordering code: RC3-RDi2460-LC-6H-L1-BW-BW-GG-3090-TC-TC

receptions - RC1

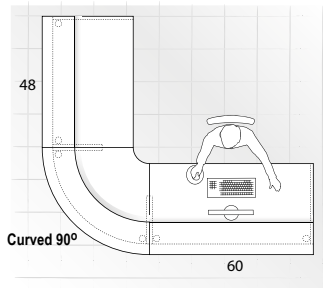
general information

TYPICAL LAYOUTS - RC1

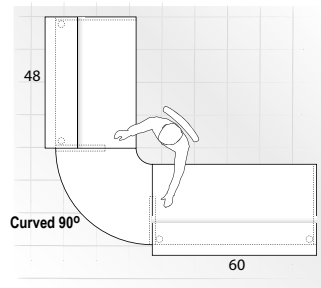
RC1-LP001



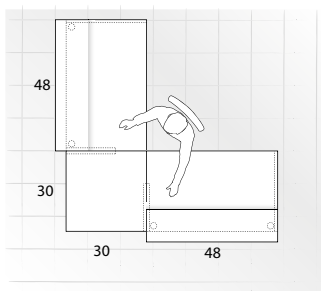
RC1-LP002



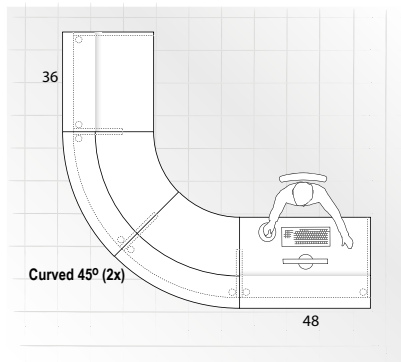
RC1-LP003



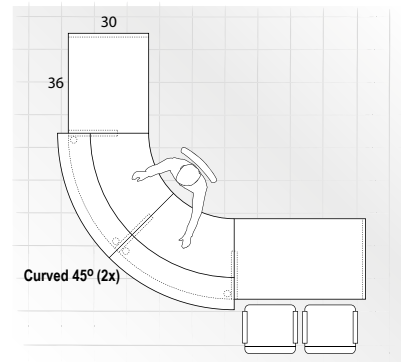
RC1-LP004



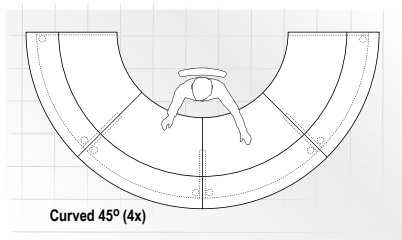
RC1-LP005



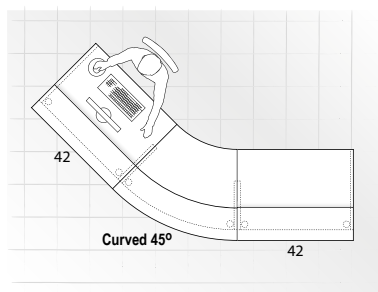
RC1-LP006



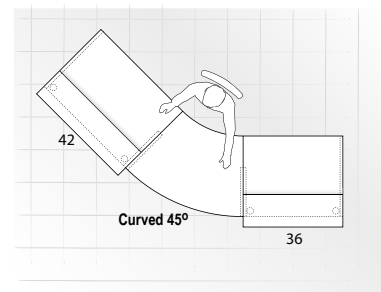
RC1-LP007



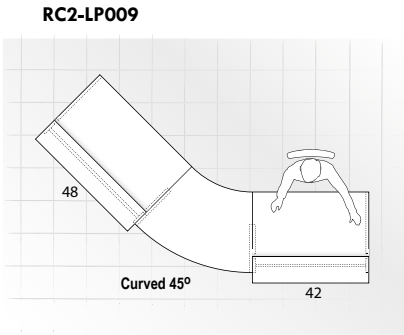
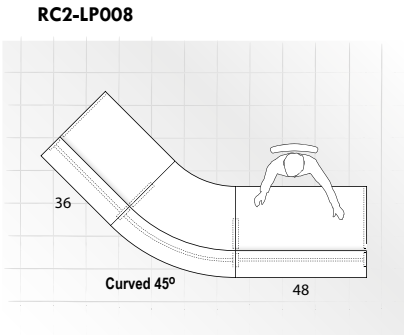
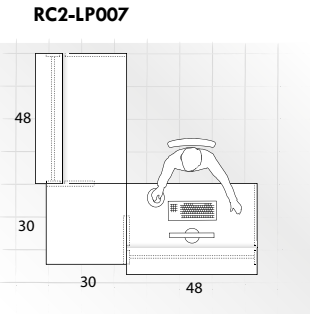
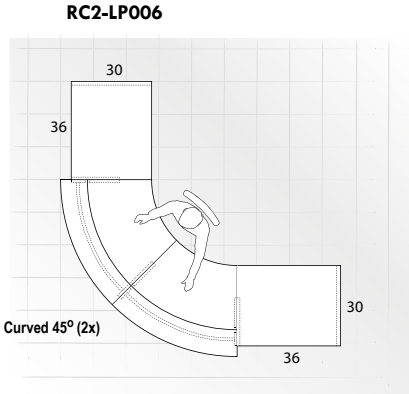
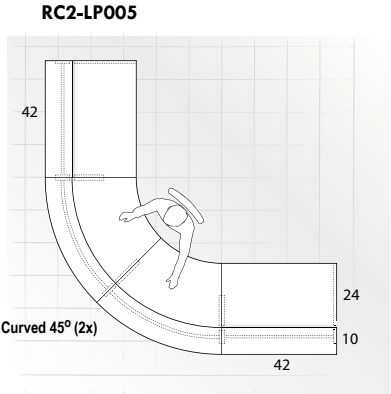
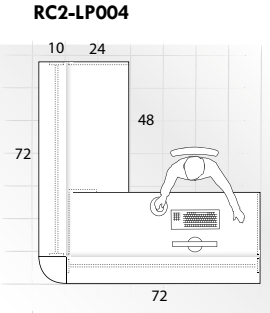
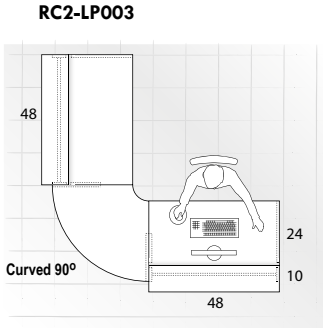
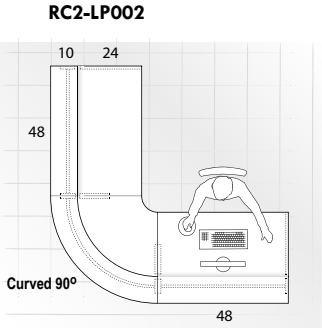
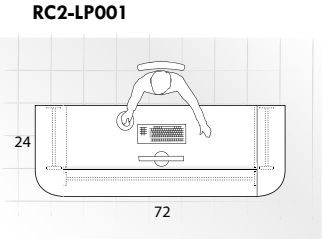
RC1-LP008



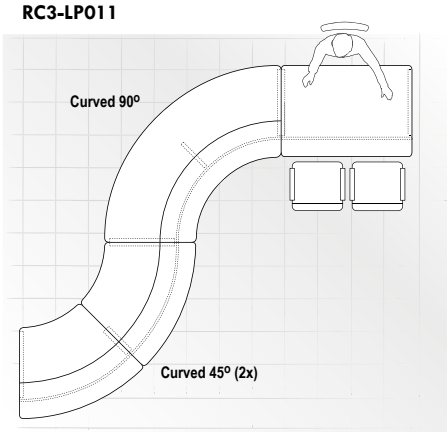
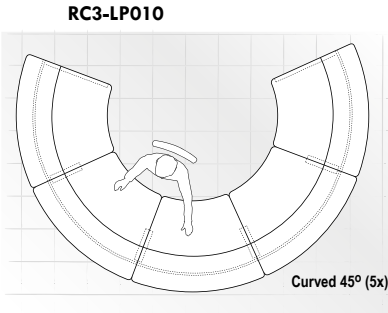
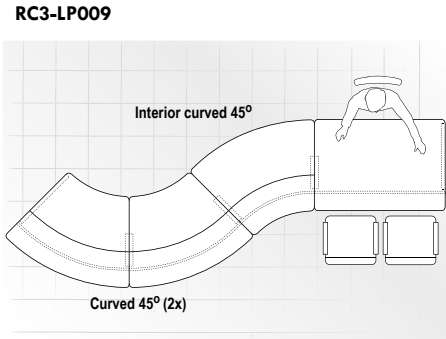
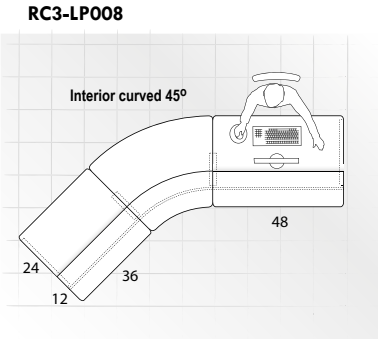
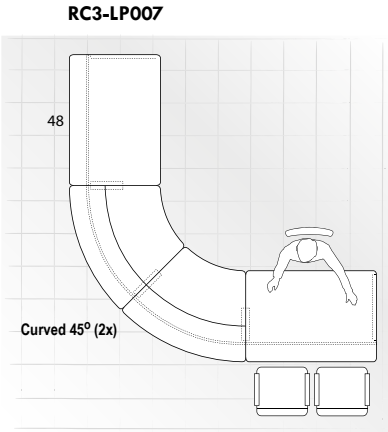
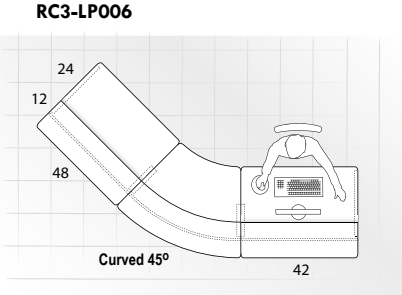
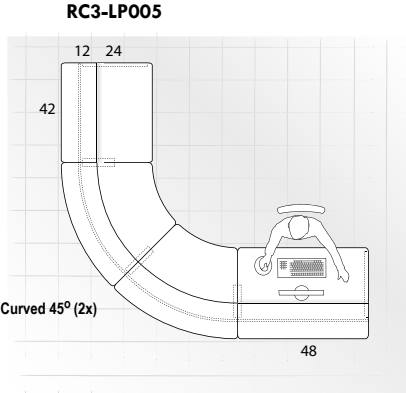
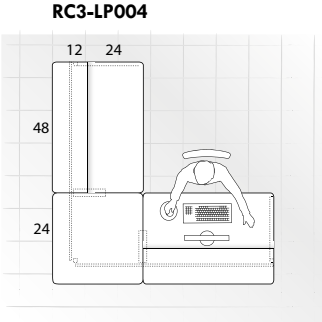
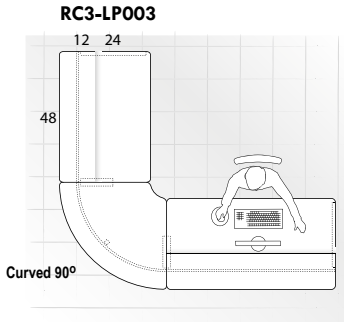
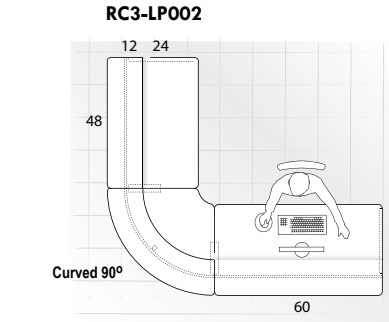
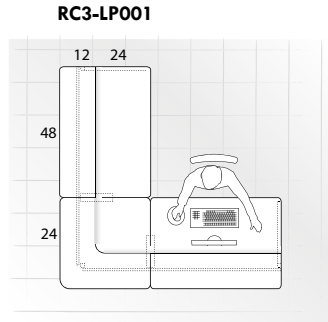
RC1-LP009



TYPICAL LAYOUTS - RC2



TYPICAL LAYOUTS - RC3



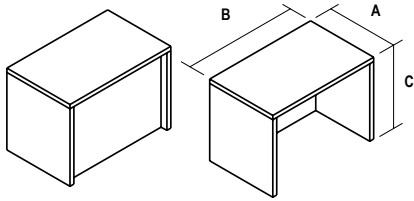


RC1

RC1 series

rectangular reception table - 29" H.

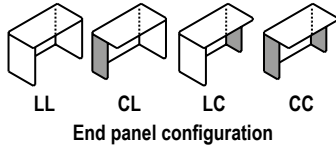
price list



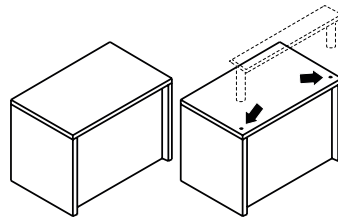
FRONT: LAMINATE

Rectangular reception table - 29" H. with variety of end panel configurations.
Laminate front recessed 2 5/8".

* If a transaction shelf (see p.34 to 41) is ordered for this table, specify the code (H) for the pre-drilled holes (factory installed) for the table. For a table without a transaction shelf, specify the code (N).



Dimensions			Code	Price		Specifications	
A	B	C		(L1)	(S1)	Cu.Ft.	lb
30	72	29	DiS3072	935	1143	8.1	125
30	66	29	DiS3066	879	1081	7.6	120
30	60	29	DiS3060	827	1018	7.1	112
30	54	29	DiS3054	777	960	6.6	105
30	48	29	DiS3048	726	898	6.1	98
30	42	29	DiS3042	668	834	5.6	90
30	36	29	DiS3036	615	767	5.1	82
30	30	29	DiS3030	584	712	4.6	75
30	24	29	DiS3024	546	650	4.1	68



Code (N) (without pre-drilling) **Code (H)** (with pre-drilling)

S SPECIFY

O OPTION

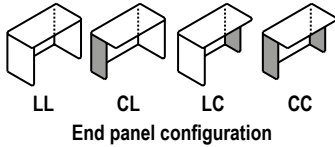
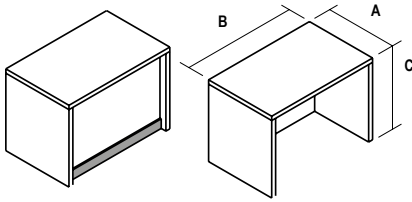
RC1 - Code - LL/CL/LC/CC - L1 / S1 - Surface - Base - N / H - Grommet

- S Code** : Consult the above list.
- LL/CL/LC/CC** : Specify the configuration code of the end panels (LL, CL, LC or CC), see p.8.
- L1 / S1** : Specify the code identifying the type of finish for the surface (L1=T.F.L., S1=H.P.L.), see p.8.
- Surface** : Specify the color for the surface, see p.9.
- Base** : Specify the color of the end panels and the laminate front, see p.9.
- N / H** : Specify the addition (no charge) of pre-drilled holes for the counter top (H) or a surface without pre-drilling (N), see p.8.
- O Grommet** : Grommet option can be installed on left (GL), center (GC) or right (GR), add \$32 ea., see p.16.

RC1 series

rectangular reception table - 29" H. [cont'd]

price list



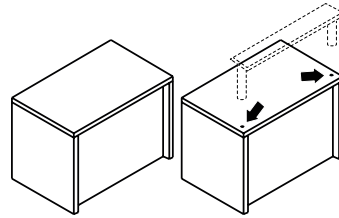
FRONT: LAMINATE / METAL KICK PLATE

Rectangular reception table - 29" H. with variety of end panel configurations.

Laminate front recessed 2 5/8". equipped with a metal kick plate.

* If a transaction shelf (see p.34 to 41) is ordered for this table, specify the code (H) for the pre-drilled holes (factory installed) for the table. For a table without a transaction shelf, specify the code (N).

Dimensions			Code	Price		Specifications	
A	B	C		(L1)	(S1)	Cu.Ft.	lb
30	72	29	DiA3072	1015	1223	8.1	125
30	66	29	DiA3066	959	1161	7.6	120
30	60	29	DiA3060	908	1099	7.1	112
30	54	29	DiA3054	857	1041	6.6	105
30	48	29	DiA3048	806	978	6.1	98
30	42	29	DiA3042	748	914	5.6	90
30	36	29	DiA3036	695	847	5.1	82
30	30	29	DiA3030	664	793	4.6	75
30	24	29	DiA3024	626	730	4.1	68



Code (N)
(without pre-drilling)

Code (H)
(with pre-drilling)

S SPECIFY

O OPTION

RC1 - - - - - - - FC - -

S Code : Consult the above list.

LL/CL/LC/CC: Specify the configuration code of the end panels (LL, CL, LC or CC), see p.8.

L1 / S1: Specify the code identifying the type of finish for the surface (L1=T.F.L., S1=H.P.L.), see p.8.

Surface: Specify the color for the surface, see p.9.

Base: Specify the color of the end panels and the laminate front, see p.9.

Metal (Laminate t / metal kick plate): Specify the color of the kick plate, see p.9.

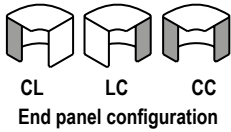
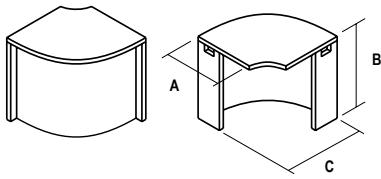
N / H: Specify the addition (no charge) of pre-drilled holes for the counter top (H) or a surface without pre-drilling (N), see p.8.

O Grommet: Grommet option can be installed on left (GL), center (GC) or right (GR), add \$32 ea., see p.16.

RC1 series

curved reception table 90° - 29" H.

price list



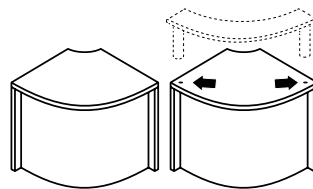
FRONT: LAMINATE

Curved reception table 90° - 29" H. with variety of end panel configurations.

Laminate front recessed 2 5/8".

* If a transaction shelf (see p.42 to 45) is ordered for this table, specify the code (H) for the pre-drilled holes (factory installed) for the table. For a table without a transaction shelf, specify the code (N).

Dimensions			Code	Price		Specifications	
A	B	C		(L1)	(S1)	Cu.Ft.	lb
30	29	36	DCS9030	2111	2330	23.7	125



Code (N) (without pre-drilling) Code (H) (with pre-drilling)

S SPECIFY

O OPTION

RC1 - Code - CL/LC/CC - L1 / S1 - Surface - Base - N / H - Grommet

S Code : Consult the above list.

CL/LC/CC : Specify the configuration code of the end panels (CL, LC or CC), see p.8.

L1 / S1 : Specify the code identifying the type of finish for the surface (L1=T.F.L., S1=H.P.L.), see p.8.

Surface : Specify the color for the surface, see p.9.

Base : Specify the color of the end panels and the laminate front, see p.9.

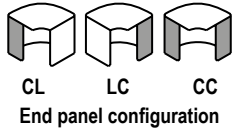
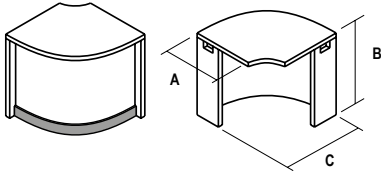
N / H : Specify the addition (no charge) of pre-drilled holes for the counter top (H) or a surface without pre-drilling (N), see p.8.

O Grommet : Grommet option can be installed on left (GL) or right (GR), add \$32 ea., see p.16.

RC1 series

curved reception table 90° - 29" H. [cont'd]

price list

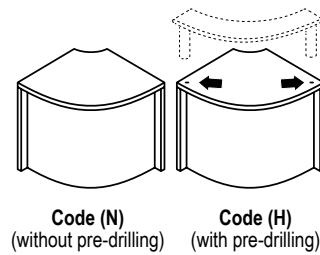


FRONT: LAMINATE / METAL KICK PLATE

Curved reception table 90° - 29" H. with variety of end panel configurations.
Laminate front recessed 2 5/8" equipped with a metal kick plate.

* If a transaction shelf (see p.42 to 45) is ordered for this table, specify the code (H) for the pre-drilled holes (factory installed) for the table. For a table without a transaction shelf, specify the code (N).

Dimensions			Code	Price		Specifications	
A	B	C		(L1)	(S1)	Cu.Ft.	lb
30	29	36	DCA9030	2191	2410	23.7	125



S SPECIFY

O OPTION

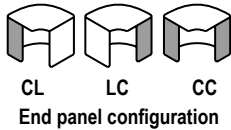
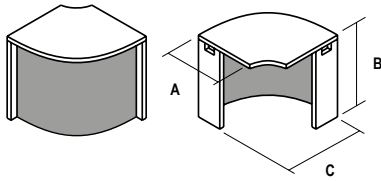
RC1 - - - - - - - FC - -

- S** Code : Consult the above list.
- CL/LC/CC**: Specify the configuration code of the end panels (CL, LC or CC), see p.8.
- L1 / S1**: Specify the code identifying the type of finish for the surface (L1=T.F.L., S1=H.P.L.), see p.8.
- Surface**: Specify the color for the surface, see p.9.
- Base**: Specify the color of the end panels and the laminate front, see p.9.
- Metal**: Specify the color of the kick plate, see p.9.
- N / H**: Specify the addition (no charge) of pre-drilled holes for the counter top (H) or a surface without pre-drilling (N), see p.8.
- O** Grommet: Grommet option can be installed on left (GL) or right (GR), add \$32 ea., see p.16.

RC1 series

curved reception table 90° - 29" H. [cont'd]

price list

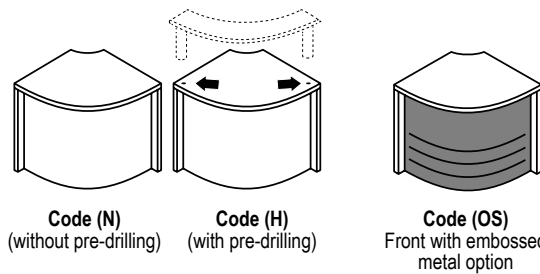


FRONT: METAL

Curved reception table 90° - 29" H. with variety of end panel configurations.
Metal front recessed 2 5/8".

* If a transaction shelf (see p.42 to 45) is ordered for this table, specify the code (H) for the pre-drilled holes (factory installed) for the table. For a table without a transaction shelf, specify the code (N).

Dimensions			Code	Price		Specifications	
A	B	C		(L1)	(S1)	Cu.Ft.	lb
30	29	36	DCM9030	1026	1300	23.7	125



S SPECIFY

O OPTIONS

RC1 - - - - - - - - - -

S Code : Consult the above list.

CL/LC/CC: Specify the configuration code of the end panels (CL, LC or CC), see p.8.

L1 / S1: Specify the code identifying the type of finish for the surface (L1=T.F.L., S1=H.P.L.), see p.8.

Surface: Specify the color for the surface, see p.9.

Base: Specify the color of the end panels and the laminate front, see p.9.

Metal (Laminate front / metal kick plate): Specify the color of the metal element, see p.9.

N / H: Specify the addition (no charge) of pre-drilled holes for the counter top (H) or a surface without pre-drilling (N), see p.8.

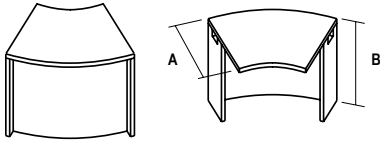
O Embossing (Metal front): If desired, add the option for embossing (OS), no charge.

Grommet: Grommet option can be installed on left (GL) or right (GR), add \$32 ea., see p.16.

RC1 series

curved reception table 45° - 29" H.

price list

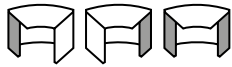


FRONT: LAMINATE

Curved reception table 45° - 29" H. with variety of end panel configurations.

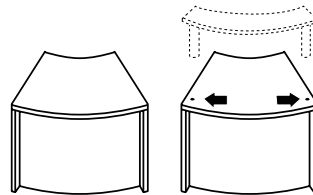
Laminate front recessed 2 5/8".

* If a transaction shelf (see p.46 to 49) is ordered for this table, specify the code (H) for the pre-drilled holes (factory installed) for the table. For a table without a transaction shelf, specify the code (N).



CL LC CC
End panel configuration

Dimensions		Code	Price		Specifications	
A	B		(L1)	(S1)	Cu.Ft.	lb
30	29	DCS4530	2111	2330	30.1	125



Code (N)
(without pre-drilling)

Code (H)
(with pre-drilling)

S SPECIFY

O OPTION

RC1 - Code - CL/LC/CC - L1 / S1 - Surface - Base - N / H - Grommet

S Code : Consult the above list.

CL/LC/CC: Specify the configuration code of the end panels (CL, LC or CC), see p.8.

L1 / S1: Specify the code identifying the type of finish for the surface (L1=T.F.L., S1=H.P.L.), see p.8.

Surface: Specify the color for the surface, see p.9.

Base: Specify the color of the end panels and the laminate front, see p.9.

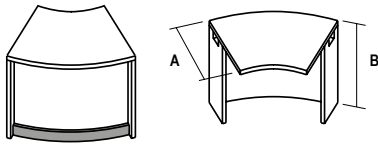
N / H: Specify the addition (no charge) of pre-drilled holes for the counter top (H) or a surface without pre-drilling (N), see p.8.

O Grommet: Grommet option can be installed on left (GL) or right (GR), add \$32 ea., see p.16.

RC1 series

price list

curved reception table 45° - 29" H. [cont'd]

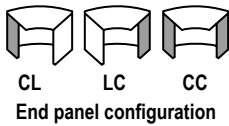


FRONT: LAMINATE / METAL KICK PLATE

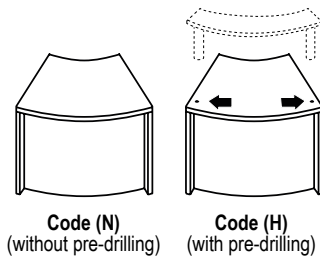
Curved reception table 45° - 29" H. with variety of end panel configurations.

Laminate front recessed 2 5/8", equipped with a metal kick plate.

* If a transaction shelf (see p.46 to 49) is ordered for this table, specify the code (H) for the pre-drilled holes (factory installed) for the table. For a table without a transaction shelf, specify the code (N).



Dimensions		Code	Price		Specifications	
A	B		(L1)	(S1)	Cu.Ft.	lb
30	29	DCA4530	2191	2410	30.1	125



S SPECIFY

O OPTION

RC1 - - - - - - - FC - -

S Code : Consult the above list.

CL/LC/CC: Specify the configuration code of the end panels (CL, LC or CC), see p.8.

L1 / S1: Specify the code identifying the type of finish for the surface (L1=T.F.L., S1=H.P.L.), see p.8.

Surface: Specify the color for the surface, see p.9.

Base: Specify the color of the end panels and the laminate front, see p.9.

Metal (Laminate front / metal kick plate): Specify the color of the metal element, see p.9.

N / H: Specify the addition (no charge) of pre-drilled holes for the counter top (H) or a surface without pre-drilling (N), see p.8.

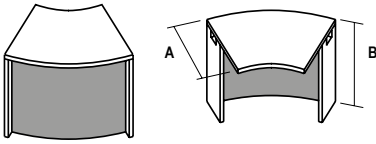
O Grommet: Grommet option can be installed on left (GL) or right (GR), add \$32 ea., see p.16.

RC1 series

curved reception table 45° - 29" H. [cont'd]

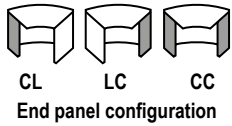
price list

FRONT: METAL

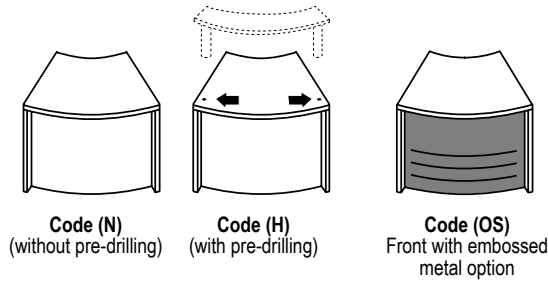


Curved reception table 45° - 29" H. with variety of end panel configurations.
Metal front recessed 2 5/8".

* If a transaction shelf (see p.46 to 49) is ordered for this table, specify the code (H) for the pre-drilled holes (factory installed) for the table. For a table without a transaction shelf, specify the code (N).



Dimensions		Code	Price		Specifications	
A	B		(L1)	(S1)	Cu.Ft.	lb
30	29	DCM4530	1026	1300	30.1	125



S SPECIFY

O OPTIONS

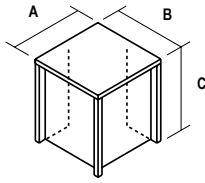
RC1 - - - - - - - - - -

- S** Code : Consult the above list.
CL/LC/CC: Specify the configuration code of the end panels (CL, LC or CC), see p.8.
L1 / S1: Specify the code identifying the type of finish for the surface (L1=T.F.L., S1=H.P.L.), see p.8.
Surface: Specify the color for the surface, see p.9.
Base: Specify the color of the end panels and the laminate front, see p.9.
Metal (Laminate front / metal kick plate): Specify the color of the metal element, see p.9.
N / H: Specify the addition (no charge) of pre-drilled holes for the counter top (H) or a surface without pre-drilling (N), see p.8.
O **Embossing (Metal front)**: If desired, add the option for embossing (OS), no charge.
Grommet: Grommet option can be installed on left (GL) or right (GR), add \$32 ea., see p.16.

RC1 series

corner tables - 29" H.

price list

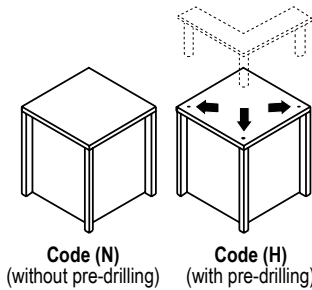


FRONT: LAMINATE

Corner table - 29" H. with end panels.
Laminate front recessed 2 5/8".
Anodized aluminum central leg.

* If a transaction shelf (see p.50 to 53) is ordered for this table, specify the code (H) for the pre-drilled holes (factory installed) for the table. For a table without a transaction shelf, specify the code (N).

Dimensions			Code	Price		Specifications	
A	B	C		(L1)	(S1)	Cu.Ft.	lb
30	30	29	DQS3030	1071	1193	4.4	120



S SPECIFY

O OPTION

RC1 - - - - - -

S Code : Consult the above list.

L1 / S1: Specify the code identifying the type of finish for the surface (L1=T.F.L., S1=H.P.L.), see p.8.

Surface: Specify the color for the surface, see p.9.

Base: Specify the color of the end panels and the laminate front, see p.9.

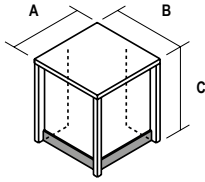
N / H: Specify the addition (no charge) of pre-drilled holes for the counter top (H) or a surface without pre-drilling (N), see p.8.

O Grommet: Grommet option can be installed on left (GL) or right (GR), add \$32 ea., see p.16.

RC1 series

corner tables - 29" H. [cont'd]

price list



FRONT: LAMINATE / METAL KICK PLATE

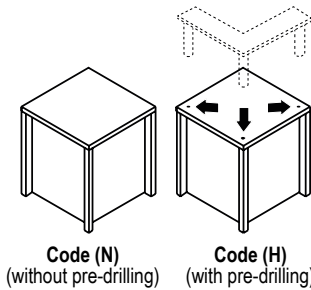
Corner table - 29" H. with half end panels.

Laminate front recessed 2 5/8" equipped with a metal kick plate.

Anodized aluminum central leg.

* If a transaction shelf (see p.50 to 53) is ordered for this table, specify the code (H) for the pre-drilled holes (factory installed) for the table. For a table without a transaction shelf, specify the code (N).

Dimensions			Code	Price		Specifications	
A	B	C		(L1)	(S1)	Cu.Ft.	lb
30	30	29	DQA3030	1151	1273	4.4	120



S SPECIFY

O OPTION

RC1 - Code - L1 / S1 - Surface - Base - Metal - FC - N / H - Grommet

S Code : Consult the above list.

L1 / S1: Specify the code identifying the type of finish for the surface (L1=T.F.L., S1=H.P.L.), see p.8.

Surface: Specify the color for the surface, see p.9.

Base: Specify the color of the end panels and the laminate front, see p.9.

Metal: Specify the color of the kickplate, see p.9.

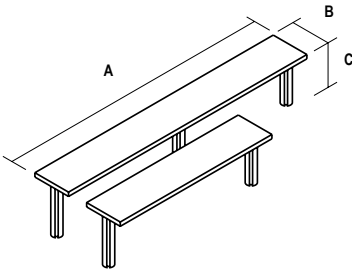
N / H: Specify the addition (no charge) of pre-drilled holes for the counter top (H) or a surface without pre-drilling (N), see p.8.

O Grommet: Grommet option can be installed on left (GL) or right (GR), add \$32 ea., see p.16.

RC1 series

rectangular transaction shelf

price list



OPEN

Transaction shelf with rectangular surface, 13" H. or 9" H.
 Open front.
 Supported by anodized aluminum posts (2 or 3 - see column "D").
 Installs on the rectangular reception table of the RC1 series.

13" H.

Dimensions				Code	Price		Specifications	
A	B	C	D		(L1)	(S1)	Cu.Ft.	lb
72	12	13	3	RTiO7213	641	775	7.2	46.0
66	12	13	3	RTiO6613	633	758	6.6	41.3
60	12	13	3	RTiO6013	627	740	6.0	37.5
54	12	13	2	RTiO5413	484	585	5.4	33.8
48	12	13	2	RTiO4813	478	568	4.8	30.0
42	12	13	2	RTiO4213	471	550	4.2	26.3
36	12	13	2	RTiO3613	464	533	3.6	22.5
30	12	13	2	RTiO3013	457	516	3.0	18.8
24	12	13	2	RTiO2413	451	498	2.4	15.0

9" H.

72	12	9	3	RTiO7209	625	760	5.0	31.2
66	12	9	3	RTiO6609	617	743	4.5	28.6
60	12	9	3	RTiO6009	611	725	4.1	26.0
54	12	9	2	RTiO5409	474	573	3.7	23.4
48	12	9	2	RTiO4809	466	556	3.3	20.8
42	12	9	2	RTiO4209	460	538	2.9	18.2
36	12	9	2	RTiO3609	453	521	2.5	15.6
30	12	9	2	RTiO3009	446	504	2.1	13.0
24	12	9	2	RTiO2409	439	488	1.7	10.4

D: Number of posts

S SPECIFY

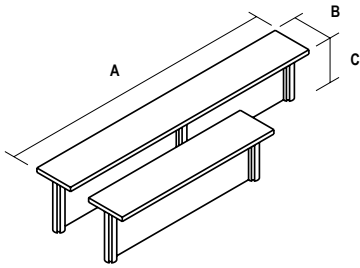
RC1 - - -

- S Code** : Consult the above list.
- L1 / S1** : Specify the code identifying the type of finish for the shelf (L1=T.F.L., S1=H.P.L.), see p.8.
- Shelf** : Specify the color for the shelf, see p.9.

RC1 series

rectangular transaction shelf (cont'd)

price list



LAMINATE

Transaction shelf with rectangular surface, 13" H. or 9" H.

Laminate front.

Supported by anodized aluminum posts (2 or 3 - see column "D").

Installs on the rectangular reception table of the RC1 series.

13" H.

Dimensions				Code	Price		Specifications	
A	B	C	D		(L1)	(S1)	Cu.Ft.	lb
72	12	13	3	RTiS7213	1138	1285	7.2	64.0
66	12	13	3	RTiS6613	1096	1233	6.6	57.7
60	12	13	3	RTiS6013	1055	1180	6.0	52.4
54	12	13	2	RTiS5413	843	953	5.4	47.2
48	12	13	2	RTiS4813	802	900	4.8	41.9
42	12	13	2	RTiS4213	760	846	4.2	36.7
36	12	13	2	RTiS3613	719	794	3.6	31.5
30	12	13	2	RTiS3013	678	741	3.0	26.2
24	12	13	2	RTiS2413	636	689	2.4	21.0

9" H.

72	12	9	3	RTiS7209	993	1142	5.0	43.6
66	12	9	3	RTiS6609	964	1100	4.5	39.9
60	12	9	3	RTiS6009	933	1059	4.1	36.3
54	12	9	2	RTiS5409	739	847	3.7	32.7
48	12	9	2	RTiS4809	708	806	3.3	29.0
42	12	9	2	RTiS4209	679	765	2.9	25.4
36	12	9	2	RTiS3609	649	724	2.5	21.8
30	12	9	2	RTiS3009	617	682	2.1	18.2
24	12	9	2	RTiS2409	588	641	1.7	14.5

D: Number of posts

S SPECIFY

RC1 - - - -

Code L1 / S1 Shelf Laminate

S Code : Consult the above list.

L1 / S1: Specify the code identifying the type of finish for the shelf (L1=T.F.L., S1=H.P.L.), see p.8.

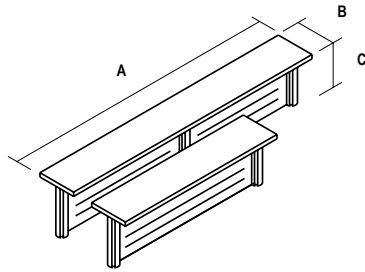
Shelf: Specify the color for the shelf, see p.9.

Laminate (Laminate Front): Specify the color of the front (laminate), see p.9.

RC1 series

rectangular transaction shelf

price list



METAL

Transaction shelf with rectangular surface, 13" H. or 9" H.
 Embossed metal front.
 Supported by anodized aluminum posts (2 or 3 - see column "D").
 Installs on the rectangular reception table of the RC1 series.

13" H.

Dimensions				Code	Price		Specifications	
A	B	C	D		(L1)	(S1)	Cu.Ft.	lb
72	12	13	3	RTiM7213	981	1136	7.2	64.0
66	12	13	3	RTiM6613	959	1102	6.6	57.7
60	12	13	3	RTiM6013	937	1068	6.0	52.4
54	12	13	2	RTiM5413	738	853	5.4	47.2
48	12	13	2	RTiM4813	717	818	4.8	41.9
42	12	13	2	RTiM4213	693	784	4.2	36.7
36	12	13	2	RTiM3613	672	751	3.6	31.5
30	12	13	2	RTiM3013	650	718	3.0	26.2
24	12	13	2	RTiM2413	628	683	2.4	21.0

9" H.

72	12	9	3	RTiM7209	910	1064	5.0	43.6
66	12	9	3	RTiM6609	892	1034	4.5	39.9
60	12	9	3	RTiM6009	874	1006	4.1	36.3
54	12	9	2	RTiM5409	684	799	3.7	32.7
48	12	9	2	RTiM4809	667	770	3.3	29.0
42	12	9	2	RTiM4209	650	740	2.9	25.4
36	12	9	2	RTiM3609	631	710	2.5	21.8
30	12	9	2	RTiM3009	614	682	2.1	18.2
24	12	9	2	RTiM2409	596	651	1.7	14.5

D: Number of posts

S SPECIFY

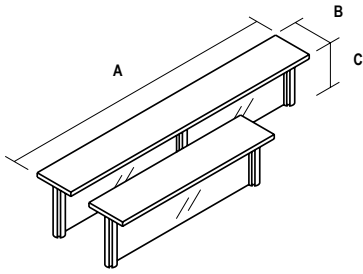
RC1 - - - -

- S Code** : Consult the above list.
- L1 / S1**: Specify the code identifying the type of finish for the shelf (L1=T.F.L., S1=H.P.L.), see p.8.
- Shelf**: Specify the color for the shelf, see p.9.
- Metal (Metal Front)**: Specify the color of the front (metal), see p.9.

RC1 series

rectangular transaction shelf (cont'd)

price list



ACRYLIC

Transaction shelf with rectangular surface, 13" H. or 9" H.

Frosted acrylic front.

Supported by anodized aluminum posts (2 or 3 - see column "D").

Installs on the rectangular reception table of the RC1 series.

13" H.

Dimensions				Code	Price		Specifications	
A	B	C	D		(L1)	(S1)	Cu.Ft.	lb
72	12	13	3	RTIP7213	981	1136	7.2	64.0
66	12	13	3	RTIP6613	959	1102	6.6	57.7
60	12	13	3	RTIP6013	937	1068	6.0	52.4
54	12	13	2	RTIP5413	738	853	5.4	47.2
48	12	13	2	RTIP4813	717	818	4.8	41.9
42	12	13	2	RTIP4213	693	784	4.2	36.7
36	12	13	2	RTIP3613	672	751	3.6	31.5
30	12	13	2	RTIP3013	650	718	3.0	26.2
24	12	13	2	RTIP2413	628	683	2.4	21.0

9" H.

72	12	9	3	RTIP7209	910	1064	5.0	43.6
66	12	9	3	RTIP6609	892	1034	4.5	39.9
60	12	9	3	RTIP6009	874	1006	4.1	36.3
54	12	9	2	RTIP5409	684	799	3.7	32.7
48	12	9	2	RTIP4809	667	770	3.3	29.0
42	12	9	2	RTIP4209	650	740	2.9	25.4
36	12	9	2	RTIP3609	631	710	2.5	21.8
30	12	9	2	RTIP3009	614	682	2.1	18.2
24	12	9	2	RTIP2409	596	651	1.7	14.5

D: Number of posts

S SPECIFY

RC1 - Code - L1 / S1 - Shelf - Gi

S Code : Consult the above list.

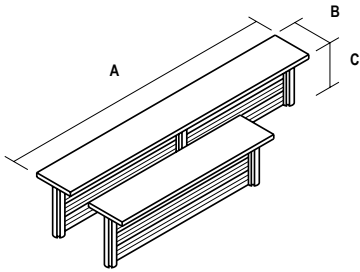
L1 / S1: Specify the code identifying the type of finish for the shelf (L1=T.F.L., S1=H.P.L.), see p.8.

Shelf: Specify the color for the shelf, see p.9.

RC1 series

rectangular transaction shelf [cont'd]

price list



ACCESSORY BARS

Transaction shelf with rectangular surface, 13" H.

Front comprised of 3 anodized aluminum accessory bars.

Supported by anodized aluminum posts (2 or 3 - see column "D").

Installs on the rectangular reception table of the RC1 series.

13" H.

Dimensions				Code	Price		Specifications	
A	B	C	D		(L1)	(S1)	Cu.Ft.	lb
72	12	13	3	RTiB7213	1517	1382	7.2	64.0
66	12	13	3	RTiB6613	1341	1465	6.6	57.7
60	12	13	3	RTiB6013	1300	1413	6.0	52.4
54	12	13	2	RTiB5413	951	1050	5.4	47.2
48	12	13	2	RTiB4813	910	999	4.8	41.9
42	12	13	2	RTiB4213	867	947	4.2	36.7
36	12	13	2	RTiB3613	826	895	3.6	31.5
30	12	13	2	RTiB3013	784	842	3.0	26.2
24	12	13	2	RTiB2413	743	790	2.4	21.0

D: Number of posts

S SPECIFY

RC1 - - -

S Code : Consult the above list.

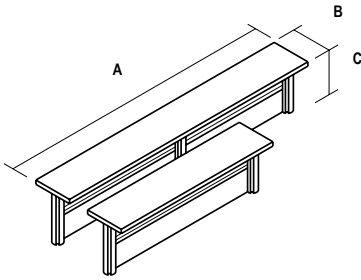
L1 / S1: Specify the code identifying the type of finish for the shelf (L1=T.F.L., S1=H.P.L.), see p.8.

Shelf: Specify the color for the shelf, see p.9.

RC1 series

rectangular transaction shelf [cont'd]

price list



ACCESSORY BARS AND LAMINATE

Transaction shelf with rectangular surface, 13" H.
 Front comprised of 1 anodized aluminum accessory bar and laminate section at base.
 Supported by anodized aluminum posts (2 or 3 - see column "D").
 Installs on the rectangular reception table of the RC1 series.

13" H.

Dimensions				Code	Price		Specifications	
A	B	C	D		(L1)	(S1)	Cu.Ft.	lb
72	12	13	3	RTiBS7213	1198	1339	7.2	64.0
66	12	13	3	RTiBS6613	1157	1288	6.6	57.7
60	12	13	3	RTiBS6013	1116	1235	6.0	52.4
54	12	13	2	RTiBS5413	866	970	5.4	47.2
48	12	13	2	RTiBS4813	825	919	4.8	41.9
42	12	13	2	RTiBS4213	785	867	4.2	36.7
36	12	13	2	RTiBS3613	743	815	3.6	31.5
30	12	13	2	RTiBS3013	702	763	3.0	26.2
24	12	13	2	RTiBS2413	662	711	2.4	21.0

D: Number of posts

S SPECIFY

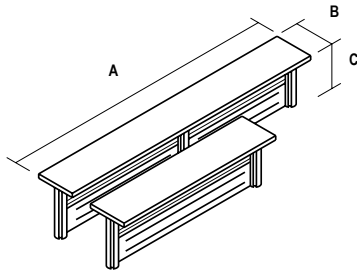
RC1 - - - -

- S** Code : Consult the above list.
- L1 / S1**: Specify the code identifying the type of finish for the shelf (L1=T.F.L., S1=H.P.L.), see p.8.
- Shelf**: Specify the color for the shelf, see p.9.
- Laminate (Laminate Front)**: Specify the color of the front (laminate), see p.9.

RC1 series

rectangular transaction shelf (cont'd)

price list



ACCESSORY BARS AND METAL

Transaction shelf with rectangular surface, 13" H.
 Front comprised of 1 anodized aluminum accessory bar and embossed metal section at base.
 Supported by anodized aluminum posts (2 or 3 - see column "D").
 Installs on the rectangular reception table of the RC1 series.

13" H.

Dimensions				Code	Price		Specifications	
A	B	C	D		(L1)	(S1)	Cu.Ft.	lb
72	12	13	3	RTiBM7213	1127	1267	7.2	64.0
66	12	13	3	RTiBM6613	1095	1224	6.6	57.7
60	12	13	3	RTiBM6013	1063	1182	6.0	52.4
54	12	13	2	RTiBM5413	821	927	5.4	47.2
48	12	13	2	RTiBM4813	789	883	4.8	41.9
42	12	13	2	RTiBM4213	758	840	4.2	36.7
36	12	13	2	RTiBM3613	724	797	3.6	31.5
30	12	13	2	RTiBM3013	693	754	3.0	26.2
24	12	13	2	RTiBM2413	662	711	2.4	21.0

D: Number of posts

S SPECIFY

RC1 - - - -

S Code : Consult the above list.

L1 / S1: Specify the code identifying the type of finish for the shelf (L1=T.F.L., S1=H.P.L.), see p.8.

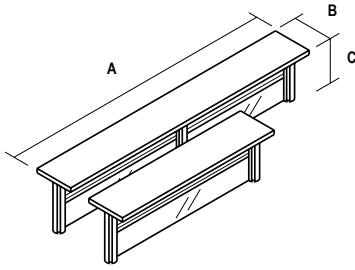
Shelf: Specify the color for the shelf, see p.9.

Metal (Metal Front): Specify the color of the front (metal), see p.9.

RC1 series

rectangular transaction shelf [cont'd]

price list



ACCESSORY BARS AND ACRYLIC

Transaction shelf with rectangular surface, 13" H.
 Front comprised of 1 anodized aluminum accessory bar and acrylic section at base.
 Supported by anodized aluminum posts (2 or 3 - see column "D").
 Installs on the rectangular reception table of the RC1 series.

13" H.

Dimensions				Code	Price		Specifications	
A	B	C	D		(L1)	(S1)	Cu.Ft.	lb
72	12	13	3	RTiBP7213	1127	1267	7.2	64.0
66	12	13	3	RTiBP6613	1095	1224	6.6	57.7
60	12	13	3	RTiBP6013	1063	1182	6.0	52.4
54	12	13	2	RTiBP5413	821	927	5.4	47.2
48	12	13	2	RTiBP4813	789	883	4.8	41.9
42	12	13	2	RTiBP4213	758	840	4.2	36.7
36	12	13	2	RTiBP3613	724	797	3.6	31.5
30	12	13	2	RTiBP3013	693	754	3.0	26.2
24	12	13	2	RTiBP2413	662	711	2.4	21.0

D: Number of posts

S SPECIFY

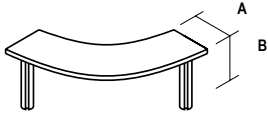
RC1 - Code - L1 / S1 - Shelf - Gi

S Code : Consult the above list.
L1 / S1 : Specify the code identifying the type of finish for the shelf (L1=T.F.L., S1=H.P.L.), see p.8.
Shelf : Specify the color for the shelf, see p.9.

RC1 series

curved 90° transaction shelf

price list



OPEN

Transaction shelf with curved surface 90°, 13" H or 9" H.

Open front.

Supported by 2 anodized aluminum posts.

Installs on the curved 90° reception table of the RC1 series.

13" H.

Dimensions		Code	Price		Specifications	
A	B		(L1)	(S1)	Cu.Ft.	lb
12	13	RTC09013	522	707	10.6	44

9" H.

12	9	RTC09009	511	695	7.3	40
----	---	----------	-----	-----	-----	----

S SPECIFY

RC1 - - -

S Code : Consult the above list.

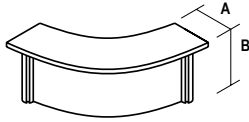
L1 / S1: Specify the code identifying the type of finish for the shelf (L1=T.F.L., S1=H.P.L.), see p.8.

Shelf: Specify the color for the shelf, see p.9.

RC1 series

curved 90° transaction shelf (cont'd)

price list



LAMINATE

Transaction shelf with curved surface 90°, 13" H or 9" H.

Laminate front.

Supported by 2 anodized aluminum posts.

Installs on the curved 90° reception table of the RC1 series.

13" H.

Dimensions		Code	Price		Specifications	
A	B		(L1)	(S1)	Cu.Ft.	lb
12	13	RTCS9013	1832	2017	10.6	59

9" H.

12	9	RTCS9009	1820	2005	7.3	55
----	---	----------	------	------	-----	----

S SPECIFY

RC1 - Code - L1 / S1 - Shelf - Laminate

S Code : Consult the above list.

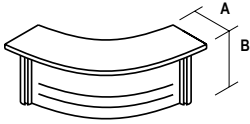
L1 / S1: Specify the code identifying the type of finish for the shelf (L1=T.F.L., S1=H.P.L.), see p.8.

Shelf: Specify the color for the shelf, see p.9.

Laminate (Laminate Front): Specify the color of the front (laminate), see p.9.

RC1 series

curved 90° transaction shelf (cont'd)



EMBOSSSED METAL

Transaction shelf with curved 90° surface, 13" H or 9" H.

Embossed metal front.

Supported by 2 anodized aluminum posts.

Installs on the curved 90° reception table of the RC1 series.

13" H.

Dimensions		Code	Price		Specifications	
A	B		(L1)	(S1)	Cu.Ft.	lb
12	13	RTCM9013	840	1062	10.6	59

9" H.

12	9	RTCM9009	758	979	7.3	55
----	---	----------	-----	-----	-----	----

S SPECIFY

RC1 - - - -

S Code : Consult the above list.

L1 / S1: Specify the code identifying the type of finish for the shelf (L1=T.F.L., S1=H.P.L.), see p.8.

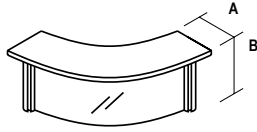
Shelf: Specify the color for the shelf, see p.9.

Metal (Metal Front): Specify the color of the front (metal), see p.9.

RC1 series

curved 90° transaction shelf (cont'd)

price list



ACRYLIC

Transaction shelf with curved surface 90°, 13" H or 9" H.

Frosted acrylic front.

Supported by 2 anodized aluminum posts.

Installs on the curved 90° reception table of the RC1 series.

13" H.

Dimensions		Code	Price		Specifications	
A	B		(L1)	(S1)	Cu.Ft.	lb
12	13	RTCP9013	840	1062	10.6	59

9" H.

12	9	RTCP9009	758	979	7.3	55
----	---	----------	-----	-----	-----	----

S SPECIFY

RC1 - Code - L1 / S1 - Shelf - Gi

S Code : Consult the above list.

L1 / S1: Specify the code identifying the type of finish for the shelf (L1=T.F.L., S1=H.P.L.), see p.8.

Shelf: Specify the color for the shelf, see p.9.

RC1 series

curved 45° transaction shelf

price list



OPEN

Transaction shelf with curved surface 45°, 13" H or 9" H.

Open front.

Supported by 2 anodized aluminum posts.

Installs on the curved 45° reception table of the RC1 series.

13" H.

Dimensions		Code	Price		Specifications	
A	B		(L1)	(S1)	Cu.Ft.	lb
12	13	RTC04513	522	707	7.3	48

9" H.

12	9	RTC04509	511	695	5.1	44
----	---	----------	-----	-----	-----	----

S SPECIFY

RC1 - - -

S Code : Consult the above list.

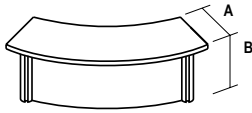
L1 / S1: Specify the code identifying the type of finish for the shelf (L1=T.F.L., S1=H.P.L.), see p.8.

Shelf: Specify the color for the shelf, see p.9.

RC1 series

curved 45° transaction shelf (cont'd)

price list



LAMINATE

Transaction shelf with curved surface 45°, 13" H or 9" H.

Laminate front.

Supported by 2 anodized aluminum posts.

Installs on the curved 45° reception table of the RC1 series.

13" H.

Dimensions		Code	Price		Specifications	
A	B		(L1)	(S1)	Cu.Ft.	lb
12	13	RTCS4513	1832	2017	7.3	66

9" H.

12	9	RTCS4509	1820	2005	5.1	61
----	---	----------	------	------	-----	----

S SPECIFY

RC1 - - - -

Code L1 / S1 Shelf Laminate

S Code : Consult the above list.

L1 / S1: Specify the code identifying the type of finish for the shelf (L1=T.F.L., S1=H.P.L.), see p.8.

Shelf: Specify the color for the shelf, see p.9.

Laminate (Laminate Front): Specify the color of the front (laminate), see p.9.

RC1 series

curved 45° transaction shelf (cont'd)



EMBOSSED METAL

Transaction shelf with curved surface 45°, 13" H or 9"H.

Embossed metal front.

Supported by 2 anodized aluminum posts.

Installs on the curved 45° reception table of the RC1 series.

13" H.

Dimensions		Code	Price		Specifications	
A	B		(L1)	(S1)	Cu.Ft.	lb
12	13	RTCM4513	840	1062	7.3	66

9" H.

12	9	RTCM4509	758	979	5.1	61
----	---	----------	-----	-----	-----	----

S SPECIFY

RC1 - - - -

S Code : Consult the above list.

L1 / S1: Specify the code identifying the type of finish for the shelf (L1=T.F.L., S1=H.P.L.), see p.8.

Shelf: Specify the color for the shelf, see p.9.

Metal (Metal Front): Specify the color of the front (metal), see p.9.

RC1 series

curved 45° transaction shelf (cont'd)

price list



ACRYLIC

Transaction shelf with curved surface 45°, 13" H or 9" H.

Frosted acrylic front.

Supported by 2 anodized aluminum posts.

Installs on the curved 45° reception table of the RC1 series.

13" H.

Dimensions		Code	Price		Specifications	
A	B		(L1)	(S1)	Cu.Ft.	lb
12	13	RTCP4513	840	1062	7.3	66.0

9" H.

12	9	RTCP4509	758	979	5.1	61.0
----	---	----------	-----	-----	-----	------

S SPECIFY

RC1 - Code - L1 / S1 - Shelf - Gi

S Code : Consult the above list.

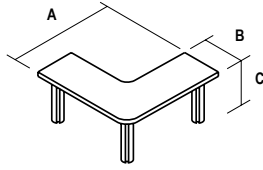
L1 / S1: Specify the code identifying the type of finish for the shelf (L1=T.F.L., S1=H.P.L.), see p.8.

Shelf: Specify the color for the shelf, see p.9.

RC1 series

corner transaction shelf

price list



OPEN

Transaction shelf with corner surface, 13" H or 9" H.

Open front.

Supported by 3 anodized aluminum posts.

Installs on the corner reception table of the RC1 series.

13" H.

Dimensions			Code	Price		Specifications	
A	B	C		(L1)	(S1)	Cu.Ft.	lb
34 ¹ / ₄	12	13	RTQO3013	698	935	10.1	66

9" H.

34 ¹ / ₄	12	9	RTQO3009	682	919	7.0	62
--------------------------------	----	---	----------	-----	-----	-----	----

S SPECIFY

RC1 - - -

S Code : Consult the above list.

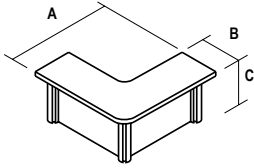
L1 / S1: Specify the code identifying the type of finish for the shelf (L1=T.F.L., S1=H.P.L.), see p.8.

Shelf: Specify the color for the shelf, see p.9.

RC1 series

corner transaction shelf (cont'd)

price list



LAMINATE

Transaction shelf with corner surface, 13" H or 9" H.

Laminate front.

Supported by 3 anodized aluminum posts.

Installs on the corner reception table of the RC1 series.

13" H.

Dimensions			Code	Price		Specifications	
A	B	C		(L1)	(S1)	Cu.Ft.	lb
34 $\frac{1}{4}$	12	13	RTQS3013	1022	1283	10.1	94

9" H.

34 $\frac{1}{4}$	12	9	RTQS3009	938	1198	7.0	90
------------------	----	---	----------	-----	------	-----	----

S SPECIFY

Code L1 / S1 Shelf Laminate

RC1 - - - -

S Code : Consult the above list.

L1 / S1: Specify the code identifying the type of finish for the shelf (L1=T.F.L., S1=H.P.L.), see p.8.

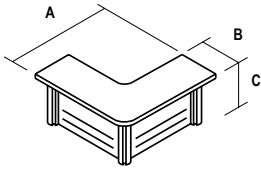
Shelf: Specify the color for the shelf, see p.9.

Laminate (Laminate Front): Specify the color of the front (laminate), see p.9.

RC1 series

corner transaction shelf (cont'd)

price list



EMBOSSSED METAL

Transaction shelf with corner surface, 13" H or 9" H.

Embossed metal front.

Supported by 3 anodized aluminum posts.

Installs on the corner reception table of the RC1 series.

13" H.

Dimensions			Code	Price		Specifications	
A	B	C		(L1)	(S1)	Cu.Ft.	lb
34 $\frac{1}{4}$	12	13	RTQM3013	980	1253	10.1	94

9" H.

34 $\frac{1}{4}$	12	9	RTQM3009	924	1198	7.0	90
------------------	----	---	----------	-----	------	-----	----

S SPECIFY

RC1 - - - -

S Code : Consult the above list.

L1 / S1: Specify the code identifying the type of finish for the shelf (L1=T.F.L., S1=H.P.L.), see p.8.

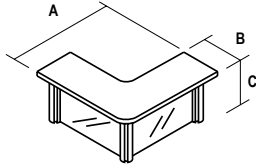
Shelf: Specify the color for the shelf, see p.9.

Metal (Metal Front): Specify the color of the front (metal), see p.9.

RC1 series

corner transaction shelf (cont'd)

price list



ACRYLIC

Transaction shelf with corner surface, 13" H or 9" H.

Frosted acrylic front.

Supported by 3 anodized aluminum posts.

Installs on the corner reception table of the RC1 series.

13" H.

Dimensions			Code	Price		Specifications	
A	B	C		(L1)	(S1)	Cu.Ft.	lb
34 $\frac{1}{4}$	12	13	RTQP3013	980	1253	10.1	94

9" H.

34 $\frac{1}{4}$	12	9	RTQP3009	924	1198	7.0	90
------------------	----	---	----------	-----	------	-----	----

S SPECIFY

RC1 - Code - L1 / S1 - Shelf - Gi

S Code : Consult the above list.

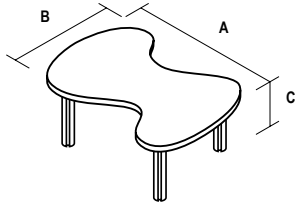
L1 / S1: Specify the code identifying the type of finish for the shelf (L1=T.F.L., S1=H.P.L.), see p.8.

Shelf: Specify the color for the shelf, see p.9.

RC1 series

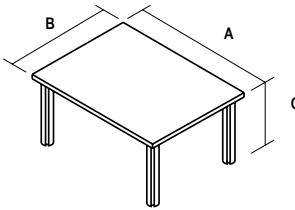
low tables

price list



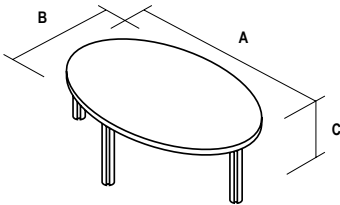
Low wavy-shaped table, 15" H.
Base made of anodized tubular aluminum posts with levellers.

Dimensions			Code	Price		Specifications	
A	B	C		(L1)	(S1)	Cu.Ft.	lb
35	22½	15	TMAF3522	793	941	3.5	40



Low rectangular table, 15" H.
Base made of anodized tubular aluminum posts with levellers.

36	24	15	TMAS2436	729	866	3.3	40
24	24	15	TMAS2424	706	798	2.2	33



Low oval-shaped table, 15" H.
Base made of anodized tubular aluminum posts with levellers.

42	24	15	TMAO2442	799	967	3.9	42
----	----	----	-----------------	-----	-----	-----	----


S SPECIFY

RC1 - - -

S Code : Consult the above list.

L1 / S1 : Specify the code identifying the type of finish for the surface (L1=T.F.L., S1=H.P.L.), see p.8.

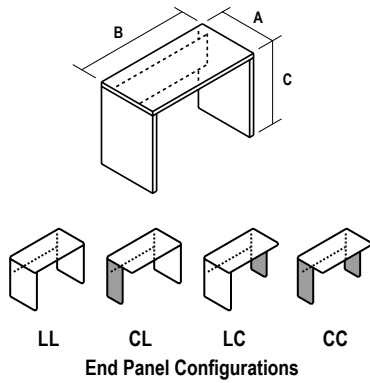
Surface : Specify the color for the surface, see p.9.



RC2 series

rectangular table

price list



Rectangular table 29" H. w/variety of end panels, 9" H. modesty panel recessed 2½"
To be used with Transaction Module see p.57-58.

Dimensions			Code	Price		Specifications	
A	B	C		(L1)	(S1)	Cu.Ft.	lb
24	72	29	Ri2472	606	798	6.5	115
24	66	29	Ri2466	584	756	6.1	110
24	60	29	Ri2460	546	720	5.7	102
24	54	29	Ri2454	520	687	5.3	95
24	48	29	Ri2448	501	662	4.9	88
24	42	29	Ri2442	466	617	4.5	80
24	36	29	Ri2436	435	575	4.1	72
24	30	29	Ri2430	411	544	3.7	65
24	24	29	Ri2424	385	514	3.3	58

S SPECIFY

RC2 - Code - LL/CL/LC/CC - L1/S1 - Surface - Base

S Code : Consult the above list.

LL / CL / LC / CC : Specify the configuration code of the end panels (LL, CL, LC or CC), see p.10.

L1 / S1: Specify the code identifying the type of finish for the surface or shelf (L1=T.F.L., S1=H.P.L.), see p.8.

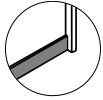
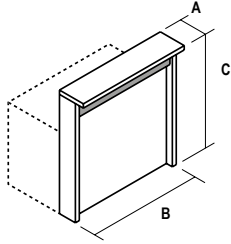
Surface (Table) : Specify the color for the work surface, see p.12.

Base : Specify the color of the end panels + modesty (+ laminate front of Transaction Module), see p.12.

RC2 series

transaction module – 42" H. for rectangular table

price list



Front with metal kick plate option

Rectangular Transaction Module 42" H. with laminate front and 3" H. metal fascia.
To be used with Ri→ table see p.56 or certain tables from the Take Off collection.
The Module can be fitted with a metal kick plate trim. Add the code (FC), add \$75.

FASCIA 3"

Dimensions			Code	Price		Specifications	
A	B	C		(L1)	(\$1)	Cu.Ft.	lb
10	72	42	CiS7242	1140	1254	19.3	120
10	66	42	CiS6642	1076	1181	17.6	110
10	60	42	CiS6042	1010	1105	16.0	100
10	54	42	CiS5442	942	1029	14.4	90
10	48	42	CiS4842	874	951	12.8	80
10	42	42	CiS4242	800	867	11.2	70
10	36	42	CiS3642	735	792	9.6	60
10	30	42	CiS3042	671	720	8.0	50
10	24	42	CiS2442	609	646	6.4	40

S SPECIFY

O OPTION

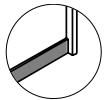
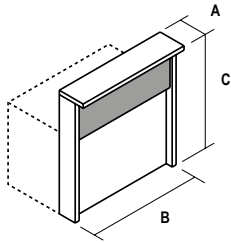
RC2 - - - - - -

- S** Code : Consult the above list.
- L1 / S1**: Specify the code identifying the type of finish for the surface or shelf (L1=T.F.L., S1=H.P.L.), see p.8.
- Shelf (Transaction Module)**: Specify the color of the shelf, see p.12.
- Base**: Specify the color of the end panels + modesty (+ laminate front of Transaction Module), see p.12.
- Metal**: Specify the color of the metal sections on the front (fascia and optional kickplate), see p12.
- O K-plate**: Metal kick plate option code (FC), add \$75, see p.10.

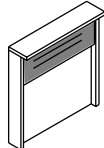
RC2 series

price list

transaction module – 42" H. for rectangular table (cont'd)



Front with metal kick plate option:



13" metal front with embossed metal option

Rectangular Transaction Module 42" H. with laminate front and 13" H. metal fascia.
To be used with Ri--- table see p.56 or certain tables from the Take Off collection.
The Module can be fitted with a metal kick plate trim. Add the code (FC), add \$75.

FASCIA 13"

Dimensions			Code	Price		Specifications	
A	B	C		(L1)	(S1)	Cu.Ft.	lb
10	72	42	CiA7242	1247	1361	19.3	120
10	66	42	CiA6642	1176	1279	17.6	110
10	60	42	CiA6042	1100	1195	16.0	100
10	54	42	CiA5442	1028	1113	14.4	90
10	48	42	CiA4842	954	1031	12.8	80
10	42	42	CiA4242	875	942	11.2	70
10	36	42	CiA3642	804	861	9.6	60
10	30	42	CiA3042	737	785	8.0	50
10	24	42	CiA2442	668	706	6.4	40

S SPECIFY

O OPTIONS

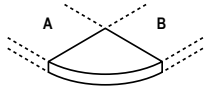
RC2 - Code - L1 / S1 - Shelf - Base - Metal - K-Plate - Embossing

- S Code** : Consult the above list.
- L1 / S1**: Specify the code identifying the type of finish for the surface or shelf (L1=T.F.L., S1=H.P.L.), see p.8.
- Shelf (Transaction Module)**: Specify the color of the shelf, see p.12.
- Base**: Specify the color of the end panels + modesty (+ laminate front of Transaction Module), see p.12.
- Metal**: Specify the color of the metal sections on the front (fascia and optional kickplate), see p.12.
- O K-plate**: Metal kick plate option code (FC), add \$75, see p.10.
- Embossing**: Optional embossing on 13" H. fascia (OS), no charge.

RC2 series

junction shelf for counter top module

price list



Junction shelf 90° joining 2 rectangular counter top Modules 42" H.
Used to consolidate 2 straight Transaction Modules placed at 90°.

Dimensions		Code	Price		Specifications	
A	B		(L1)	(S1)	Cu.Ft.	lb
10	10	CC9010	140	158	0.1	3

S SPECIFY

RC2 - - -

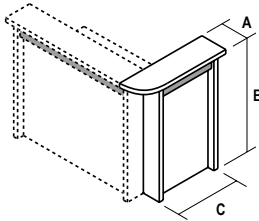
S Code : Consult the above list.

L1 / S1: Specify the code identifying the type of finish for the shelf (L1=T.F.L., S1=H.P.L.), see p.8.

Shelf: Specify the color of the shelf, see p.12.

end transaction module for 90° corner configuration - 42" H.

LEFT SIDE



FASCIA 3"

End Transaction Module, 42" H. laminate front with 3" H. metal fascia.

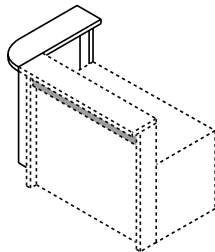
Installs next to a rectangular or curved table. Table must have a full leg (L) on the connecting side.

The Module can be fitted with a metal kick plate trim. Add the code (FC), add \$75.

LEFT

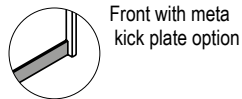
Dimensions			Code	Price		Specifications	
A	B	C		(L1)	(S1)	Cu.Ft.	lb
10	42	24	CLLS2442	656	711	6.4	40

RIGHT SIDE



RIGHT

10	42	24	CIRS2442	656	711	6.4	40
----	----	----	----------	-----	-----	-----	----



Front with meta
kick plate option

S SPECIFY

O OPTION

RC2 - - - - - -

S Code : Consult the above list.

L1 / S1: Specify the code identifying the type of finish for the surface or shelf (L1=T.F.L., S1=H.P.L.), see p.8.

Shelf (Transaction Module): Specify the color of the shelf, see p.12.

Base: Specify the color of the end panels + modesty (+ laminate front of Transaction Module), see p.12.

Metal: Specify the color of the metal sections on the front (fascia and optional kickplate), see p12.

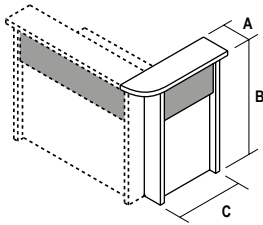
O K-plate: Metal kick plate option code (FC), add \$75, see p.10.

RC2 series

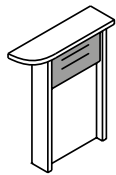
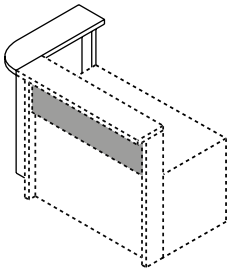
price list

end transaction module for 90° corner configuration – 42" H. [cont'd]

LEFT SIDE



RIGHT SIDE



13" metal front with embossed metal option



Front with metal kick plate option

FASCIA 13"

End Transaction Module, 42" H. laminate front with 13" H. metal fascia.
Installs next to a rectangular or curved table. Table must have a full leg (L) on the connecting side.
The Module can be fitted with a metal kick plate trim. Add the code (FC), add \$75.

LEFT

Dimensions			Code	Price		Specifications	
A	B	C		(L1)	(S1)	Cu.Ft.	lb
10	42	24	CiLA2442	717	771	6.4	40

RIGHT

10	42	24	CiRA2442	717	771	6.4	40
----	----	----	----------	-----	-----	-----	----

S SPECIFY

O OPTIONS

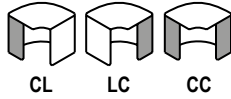
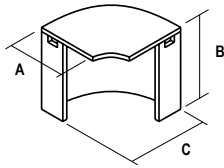
RC2 - - - - - - -

- S Code** : Consult the above list.
- L1 / S1**: Specify the code identifying the type of finish for the surface or shelf (L1=T.F.L., S1=H.P.L.), see p.10.
- Shelf (Transaction Module)**: Specify the color of the shelf, see p.12.
- Base**: Specify the color of the end panels + modesty (+ laminate front of Transaction Module), see p.12.
- Metal**: Specify the color of the metal sections on the front (fascia and optional kickplate), see p.12.
- O K-plate**: Metal kick plate option code (FC), add \$75, see p.10.
- Embossing**: Optional embossing on 13" H. fascia (OS), no charge.

RC2 series

curved table 90° - 29" H.

price list



End Panel Configurations

Curved Table 90° - 29" H. with variety of end panels configurations.
To be used with the Transaction Modules see p.61-62.

Dimensions			Code	Price		Spécifications	
A	B	C		(L1)	(S1)	Cu.Ft.	lb
24	29	30	RC9024	438	586	10.6	80

S SPECIFY

RC2 - Code - CL / LC / CC - L1 / S1 - Surface - Base

S Code: Consult the above list.

CL / LC / CC (Table): Specify the code of the configuration of the end panels (CL, LC or CC), see p.10.

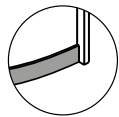
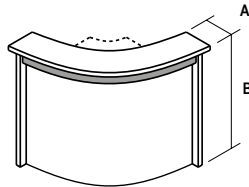
L1 / S1: Specify the code identifying the type of finish for the surface or the shelf (L1=T.F.L., S1=H.P.L.), see p.12.

Surface (Table): Specify the color for the work surface, see p.12.

Base: Specify the color of the end panels + modesty (+ laminate front of Transaction Module), see p.12.

curved transaction module 90° - 42" H. for curved table 90°

FASCIA 3"



Front with metal kick plate option

Curved Transaction Module 90° - 42" H. laminate front with 3" H. metal fascia.
To be used with the RC9024 curved table listed above.

The Module can be fitted with a metal kick plate trim. Add the code (FC), add \$75.

Dimensions		Code	Price		Spécifications	
A	B		(L1)	(S1)	Cu.Ft.	lb
10	42	CCS9042	2370	2538	31.0	75

S SPECIFY

O OPTION

RC2 - Code - L1 / S1 - Shelf - Base - Metal - K-Plate

S Code : Consult the above list.

L1 / S1: Specify the code identifying the type of finish for the surface or shelf (L1=T.F.L., S1=H.P.L.), see p.8.

Shelf (Transaction Module): Specify the color of the shelf, see p.12.

Base: Specify the color of the end panels + modesty (+ laminate front of Transaction Module), see p.12.

Metal: Specify the color of the metal sections on the front (fascia and optional kickplate), see p12.

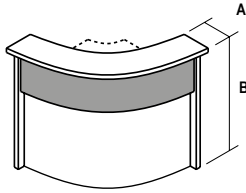
O K-plate: Metal kick plate option code (FC), add \$75, see p.10.

RC2 series

price list

curved transaction module 90° - 42" H. for curved table 90° [cont'd]

FASCIA 13"

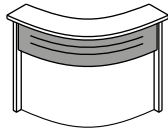


Curved Transaction Module 90° - 42" H. laminate front with 13" H. metal fascia.

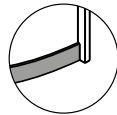
To be used with the **RC9024** curved table listed [see p.61](#).

The Module can be fitted with a metal kick plate trim. Add the code (FC), add \$75.

Dimensions		Code	Price		Specifications	
A	B		(L1)	(S1)	Cu.Ft.	lb
10	42	CCA9042	2507	2675	31.0	75



13" metal front with embossed metal option



Front with metal kick plate option

S SPECIFY

O OPTIONS

RC2 - Code - L1 / S1 - Shelf - Base - Metal - K-Plate - Embossing

S Code : Consult the above list.

L1 / S1: Specify the code identifying the type of finish for the surface or shelf (L1=T.F.L., S1=H.P.L.), see p.10.

Shelf (Transaction Module): Specify the color of the shelf, see p.12.

Base: Specify the color of the end panels + modesty (+ laminate front of Transaction Module), see p.12.

Metal: Specify the color of the metal sections on the front (fascia and optional kickplate), see p.12.

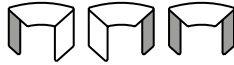
O K-plate: Metal kick plate option code (FC), add \$75, see p.10.

Embossing: Optional embossing on 13" H. fascia (OS), no charge.

RC2 series

curved table 45° - 29" H.

price list



CL LC CC
End Panel Configurations

Curved table 45° - 29" H. with variety of end panels configurations.
To be used with the Transaction Modules see p.63-64.

Dimensions		Code	Price		Specifications	
A	B		(L1)	(S1)	Cu.Ft.	lb
24	29	RC4524	438	586	10.6	75

S SPECIFY

RC2 - Code - CL / LC / CC - L1 / S1 - Surface - Base

S Code: Consult the above list.

CL / LC / CC (Table): Specify the code of the configuration of the end panels (CL, LC or CC), see p.10.

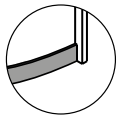
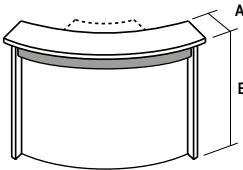
L1 / S1: Specify the code identifying the type of finish for the surface or the shelf (L1=T.F.L., S1=H.P.L.), see p.12.

Surface (Table): Specify the color for the work surface, see p.12.

Base: Specify the color of the end panels + modesty (+ laminate front of Transaction Module), see p.12.

curved transaction module 45° - 42" H. for curved table 45°

FASCIA 3"



Front with metal kick plate option

Curved Transaction Module 45° - 42" H. laminate front with 3" H. metal fascia.
To be used with the RC4524 curved table listed above.

The Module can be fitted with a metal kick plate trim. Add the code (FC), add \$75.

Dimensions		Code	Price		Specifications	
A	B		(L1)	(S1)	Cu.Ft.	lb
10	42	CCS4542	2370	2538	22.2	75

S SPECIFY

O OPTION

RC2 - Code - L1 / S1 - Shelf - Base - Metal - K-Plate

S Code : Consult the above list.

L1 / S1: Specify the code identifying the type of finish for the surface or shelf (L1=T.F.L., S1=H.P.L.), see p.8.

Shelf (Transaction Module): Specify the color of the shelf, see p.12.

Base: Specify the color of the end panels + modesty (+ laminate front of Transaction Module), see p.12.

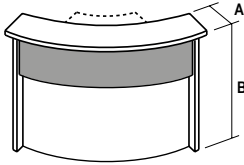
Metal: Specify the color of the metal sections on the front (fascia and optional kickplate), see p12.

O K-plate: Metal kick plate option code (FC), add \$75, see p.10.

RC2 series

price list

curved transaction module 45° - 42" H. for curved table 45° [cont.d]



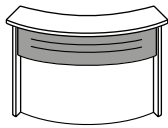
FASCIA 13"

Curved Transaction Module 45° - 42" H. laminate front with 13" H. metal fascia.

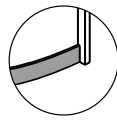
To be used with the **RC4524** curved table listed [see p.63](#).

The Module can be fitted with a metal kick plate trim. Add the code (FC), add \$75.

Dimensions		Code	Price		Specifications	
A	B		(L1)	(S1)	Cu.Ft.	lb
10	42	CCA4542	2507	2675	22.2	75



13" metal front with embossed metal option



Front with metal kick plate option

S SPECIFY

O OPTIONS

RC2 - Code - L1 / S1 - Shelf - Base - Metal - K-Plate - Embossing

S Code : Consult the above list.

L1 / S1: Specify the code identifying the type of finish for the surface or shelf (L1=T.F.L., S1=H.P.L.), see p.10.

Shelf (Transaction Module): Specify the color of the shelf, see p.12.

Base: Specify the color of the end panels + modesty (+ laminate front of Transaction Module), see p.12.

Metal: Specify the color of the metal sections on the front (fascia and optional kickplate), see p.12.

O K-plate: Metal kick plate option code (FC), add \$75, see p.10.

Embossing: Optional embossing on 13" H. fascia (OS), no charge.

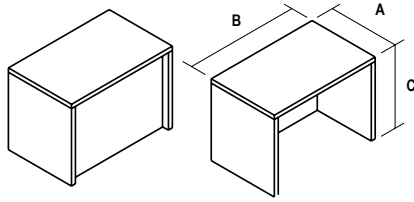
RC2 series

rectangular reception table - 29" H.

price list

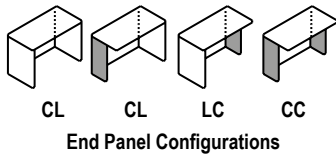
FRONT: LAMINATE

Rectangular reception table - 29" H. with variety of end panel configurations.
Laminate front recessed 2 5/8".



Attention:

These tables can not be used with a Transaction Module installed in front.



Dimensions			Code	Price		Specifications	
A	B	C		(L1)	(S1)	Cu.Ft.	lb
30	72	29	DiS3072	935	1143	8.1	125
30	66	29	DiS3066	879	1081	7.6	120
30	60	29	DiS3060	827	1018	7.1	112
30	54	29	DiS3054	777	960	6.6	105
30	48	29	DiS3048	726	898	6.1	98
30	42	29	DiS3042	668	834	5.6	90
30	36	29	DiS3036	615	767	5.1	82
30	30	29	DiS3030	584	712	4.6	75
30	24	29	DiS3024	546	650	4.1	68

S SPECIFY

O OPTION

RC2 - Code - LL/CL/LC/CC - L1/S1 - Surface - Base - Grommet

S Code: Consult the above list.

LL / CL / LC / CC: Specify the configuration code of the end panels (LL, CL, LC or CC), see p.11.

L1 / S1: Specify the code identifying the type of finish for the surface (L1=T.F.L., S1=H.P.L.), see p.11.

Surface: Specify the color for the work surface, see p.12.

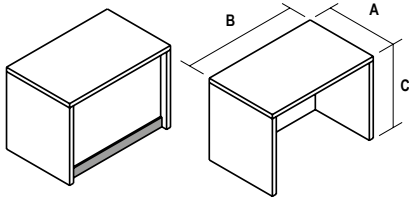
Base: Specify the color of the end panels and the laminate front, see p.12.

O Grommet: Grommet option can be installed on left (GL), center (GC) or right (GR), add \$32 ea., see p.16.

RC2 series

rectangular reception table - 29" H. [cont'd]

price list

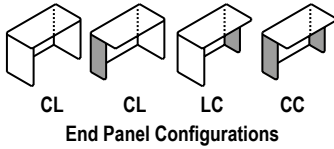


FRONT: LAMINATE AND METAL KICK PLATE

Rectangular reception table - 29" H. with variety of end panel configurations.
Laminate front recessed 2 3/8" equipped with a metal kick plate.



Attention:
These tables can not be used with a Transaction Module installed in front.



Dimensions			Code	Price		Specifications	
A	B	C		(L1)	(S1)	Cu.Ft.	lb
30	72	29	DiA3072	1015	1223	8.1	125
30	66	29	DiA3066	959	1161	7.6	120
30	60	29	DiA3060	908	1099	7.1	112
30	54	29	DiA3054	857	1041	6.6	105
30	48	29	DiA3048	806	978	6.1	98
30	42	29	DiA3042	748	914	5.6	90
30	36	29	DiA3036	695	847	5.1	82
30	30	29	DiA3030	664	793	4.6	75
30	24	29	DiA3024	626	730	4.1	68

S SPECIFY

O OPTION

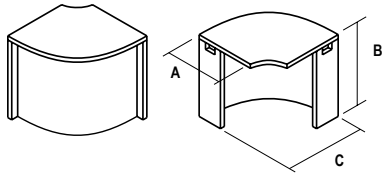
RC2 - Code - LL/CL/LC/CC - L1/S1 - Surface - Base - Metal - FC - Grommet

- S Code:** Consult the above list.
- LL / CL / LC / CC:** Specify the configuration code of the end panels (LL, CL, LC or CC), see p.11.
- L1 / S1:** Specify the code identifying the type of finish for the surface (L1=T.F.L., S1=H.P.L.), see p.11.
- Surface:** Specify the color for the work surface, see p.12.
- Base:** Specify the color of the end panels and the laminate front, see p.12.
- Metal:** Specify the color of the metal section (kick plate), see p.12.
- O Grommet:** Grommet option can be installed on left (GL), center (GC) or right (GR), add \$32 ea., see p.16.

RC2 series

curved reception table 90° - 29" H.

price list



FRONT: LAMINATE

Curved reception table 90° - 29" H. with variety of end panel configurations.
Laminate front recessed 2 5/8".



Attention:

These tables can not be used with a Transaction Module installed in front.



CL LC CC

End Panel Configurations

Dimensions			Code	Price		Specifications	
A	B	C		(L1)	(S1)	Cu.Ft.	lb
30	29	36	DCS9030	2111	2330	23.7	125

S SPECIFY

O OPTION

RC2 - - - - - -

S Code: Consult the above list.

CL / LC / CC: Specify the configuration code of the end panels (CL, LC or CC), see p.11.

L1 / S1: Specify the code identifying the type of finish for the surface (L1=T.F.L., S1=H.P.L.), see p.11.

Surface: Specify the color for the work surface, see p.12.

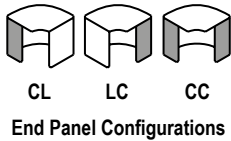
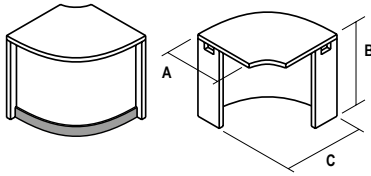
Base: Specify the color of the end panels and the laminate front, see p.12.

O Grommet: Grommet option can be installed on left (GL) or right (GR), add \$32 ea., see p.16.

RC2 series

curved reception table 90° - 29" H. (cont'd)

price list



FRONT: LAMINATE / METAL KICK PLATE

Curved reception table 90° - 29" H. with variety of end panel configurations.
Laminate front recessed 2 5/8" equipped with a metal kick plate.



Attention:

These tables can not be used with a Transaction Module installed in front.

Dimensions			Code	Price		Specifications	
A	B	C		(L1)	(S1)	Cu.Ft.	lb
30	29	36	DCA9030	2191	2410	23.7	125

S SPECIFY

O OPTION

RC2 - Code - CL/LC/CC - L1/S1 - Surface - Base - Metal - FC - Grommet

S Code: Consult the above list.

CL / LC / CC: Specify the configuration code of the end panels (CL, LC or CC), see p.11.

L1 / S1: Specify the code identifying the type of finish for the surface (L1=T.F.L., S1=H.P.L.), see p.11.

Surface: Specify the color for the work surface, see p.12.

Base: Specify the color of the end panels and the laminate front, see p.12.

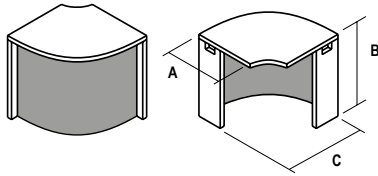
Metal: Specify the color of the metal section (kick plate), see p.12.

O Grommet: Grommet option can be installed on left (GL) or right (GR), add \$32 ea., see p.16.

RC2 series

curved reception table 90° - 29" H. (cont'd)

price list



FRONT: METAL

Curved reception table 90° - 29" H. with variety of end panel configurations.
Laminate front recessed 2 5/8".

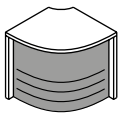


Attention:

These tables can not be used with a Transaction Module installed in front.



End Panel Configurations



Metal front with embossed metal option

Dimensions			Code	Price		Specifications	
A	B	C		(L1)	(S1)	Cu.Ft.	lb
30	29	36	DCM9030	1026	1300	23.7	125

S SPECIFY

O OPTIONS

RC2 - - - - - - - - -

S Code: Consult the above list.

CL / LC / CC: Specify the configuration code of the end panels (CL, LC or CC), see p.11.

L1 / S1: Specify the code identifying the type of finish for the surface (L1=T.F.L., S1=H.P.L.), see p.11.

Surface: Specify the color for the work surface, see p.12.

Base: Specify the color of the end panels and the laminate front, see p.12.

Metal: Specify the color of the metal section (kick plate), see p.12.

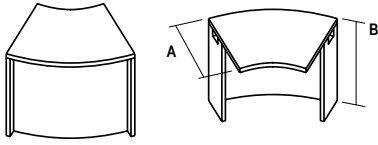
O Embossing (Metal front): If requested, add embossing option (OS), no charge.

Grommet: Grommet option can be installed on left (GL) or right (GR), add \$32 ea., see p.16.

RC2 series

curved reception table 45° - 29" H.

price list



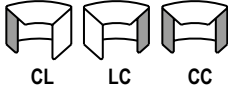
FRONT: LAMINATE

Curved reception table 45° - 29" H. with variety of end panel configurations.
Laminate front recessed 2 5/8".



Attention:

These tables can not be used with a Transaction Module installed in front.



End Panel Configurations

Dimensions		Code	Price		Specifications	
A	B		(L1)	(S1)	Cu.Ft.	lb
30	29	DCS4530	2111	2330	30.1	125

S SPECIFY

O OPTION

RC2 - Code - CL/LC/CC - L1/S1 - Surface - Base - Grommet

S Code: Consult the above list.

CL / LC / CC: Specify the configuration code of the end panels (CL, LC or CC), see p.11.

L1 / S1: Specify the code identifying the type of finish for the surface (L1=T.F.L., S1=H.P.L.), see p.11.

Surface: Specify the color for the work surface, see p.12.

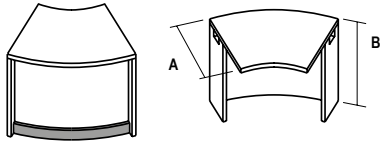
Base: Specify the color of the end panels and the laminate front, see p.12.

O Grommet: Grommet option can be installed on left (GL) or right (GR), add \$32 ea., see p.16.

RC2 series

curved reception table 45° - 29" H. [cont'd]

price list



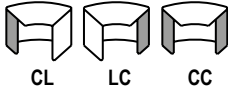
FRONT: LAMINATE / METAL KICK

Curved reception table 45° - 29" H. with variety of end panel configurations.
Laminate front recessed 2 5/8" equipped with a metal kick plate.



Attention:

These tables can not be used with a Transaction Module installed in front.



End Panel Configurations

Dimensions		Code	Price		Specifications	
A	B		(L1)	(S1)	Cu.Ft.	lb
30	29	DCA4530	2190	2410	30.1	125

S SPECIFY

O OPTION

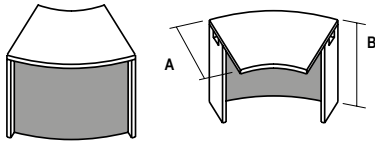
RC2 - - - - - - - FC -

- S Code:** Consult the above list.
- CL / LC / CC:** Specify the configuration code of the end panels (CL, LC or CC), see p.11.
- L1 / S1:** Specify the code identifying the type of finish for the surface (L1=T.F.L., S1=H.P.L.), see p.11.
- Surface:** Specify the color for the work surface, see p.12.
- Base:** Specify the color of the end panels and the laminate front, see p.12.
- Metal:** Specify the color of the metal section (kick plate), see p.12.
- O Grommet:** Grommet option can be installed on left (GL) or right (GR), add \$32 ea., see p.16.

RC2 series

price list

curved reception table 45° - 29" H. [cont'd]



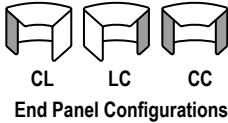
FRONT: METAL

Curved reception table 45° - 29" H. with variety of end panel configurations.
Laminate front recessed 2 5/8".



Attention:

These tables can not be used with a Transaction Module installed in front.



Metal front
with embossed
metal option

Dimensions		Code	Price		Specifications	
A	B		(L1)	(S1)	Cu.Ft.	lb
30	29	DCM4530	1026	1300	30.1	125

S SPECIFY

O OPTIONS

RC2 - Code - CL/LC/CC - L1/S1 - Surface - Base - Metal - Embossing - Grommet

S Code: Consult the above list.

CL / LC / CC: Specify the configuration code of the end panels (CL, LC or CC), see p.11.

L1 / S1: Specify the code identifying the type of finish for the surface (L1=T.F.L., S1=H.P.L.), see p.11.

Surface: Specify the color for the work surface, see p.12.

Base: Specify the color of the end panels and the laminate front, see p.12.

Metal (front): Specify the color of the metal section, see p.12.

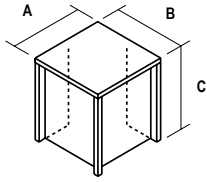
O Embossing (Metal front): If requested, add embossing option (OS), no charge.

Grommet: Grommet option can be installed on left (GL) or right (GR), add \$32 ea., see p.16.

RC2 series

corner reception table - 29" H.

price list



FRONT: LAMINATE

Corner table - 29" H. with half end panels.
Laminate front recessed 2 5/8".
Anodized aluminum central leg.



Attention:

These tables can not be used with a Transaction Module installed in front.

Dimensions			Code	Price		Specifications	
A	B	C		(L1)	(S1)	Cu.Ft.	lb
30	30	29	DQS3030	1071	1193	4.4	120

S SPECIFY

O OPTION

RC2 - Code - L1 / S1 - Surface - Base - Grommet

S Code: Consult the above list.

L1 / S1: Specify the code identifying the type of finish for the surface (L1=T.F.L., S1=H.P.L.), see p.11.

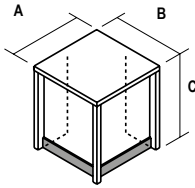
Surface: Specify the color for the work surface, see p.12.

Base: Specify the color of the end panels and the laminate front, see p.12.

O Grommet: Grommet option can be installed on left (GL) or right (GR), add \$32 ea., see p.16.

RC2 series

corner reception table - 29" H. [cont'd]



FRONT : LAMINATE / METAL KICK PLATE

Corner table - 29" H. with half end panels.
Laminate front recessed 2 5/8" equipped with a metal kick plate.
Anodized aluminum central leg.



Attention:

These tables can not be used with a Transaction Module installed in front.

Dimensions			Code	Price		Specifications	
A	B	C		(L1)	(S1)	Cu.Ft.	lb
30	30	29	DQA3030	1151	1273	4.4	120

S SPECIFY

O OPTION

RC2 - Code - L1 / S1 - Surface - Base - Metal - FC - Grommet

S Code: Consult the above list.

L1 / S1: Specify the code identifying the type of finish for the surface (L1=T.F.L., S1=H.P.L.), see p.11.

Surface: Specify the color for the work surface, see p.12.

Base: Specify the color of the end panels and the laminate front, see p.12.

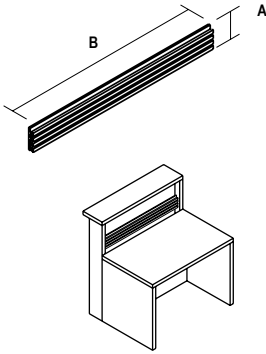
Metal: Specify the color of the metal section (kick plate), see p.12.

O Grommet: Grommet option can be installed on left (GL) or right (GR), add \$32 ea., see p.16.

RC2 series

accessory bar

price list



Accessory bar, attaches directly onto the inside of the rectangular Transaction Module.
 Can be ordered in the desired length.
 Bar can be installed at desired height depending on selected accessory size.

Dimensions				Specifications		
A	B	Code	Prix		Cu.Ft.	lb
4	70	ACBM70	208	For 72" module	0.5	7.0
4	64	ACBM64	195	For module 66" or more	0.4	6.4
4	58	ACBM58	184	For module 60" or more	0.4	5.9
4	52	ACBM52	174	For module 54" or more	0.4	5.3
4	46	ACBM46	164	For module 48" or more	0.3	4.7
4	40	ACBM40	153	For module 42" or more	0.3	4.1
4	34	ACBM34	141	For module 36" or more	0.2	3.5
4	28	ACBM28	131	For module 30" or more	0.2	2.9
4	22	ACBM22	120	For module 24" or more	0.2	2.3

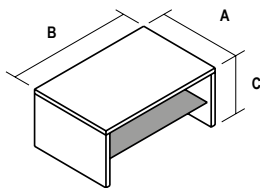
S SPECIFY

RC2 - -

Code: Consult the above list.

Metal (Accessory bar): Specify the color of the metal: Ashen (3370), Champagne (3311), Polar White (3002) or Silver (3090).

low table



Low table with metal shelf.
 Interior space height: 8½".

Dimensions			Price		Specifications	
A	B	C	(L1)	(S1)	Cu.Ft.	lb
24	36	18	375	492	9.9	59.4
24	24	18	306	408	6.6	39.6

S SPECIFY

RC2 - - - - -

S Code: Consult the above list.

L1 / S1: Specify the code identifying the type of finish for the surface (L1=T.F.L., S1=H.P.L.), see p.11.

Surface (Table): Specify the color for the surface, see p.12.

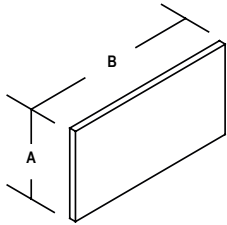
Base (Table): Specify the color of the end panels, see p.12.

Metal (Metal shelf): Specify the color of the metal: Ashen (3370), Champagne (3311), Polar White (3002) or Silver (3090).

RC2 series

tackboard

price list



Tackboard, attaches directly to the interior of the rectangular Transaction Module with Velcro strips.

Dimensions			Code	Price					Specifications	
A	B			Gr.1	C.O.M/Gr.2	Gr.3	Gr.4	Gr.5	Cu.Ft.	lb
13	70	For 72" module	BT7013	290	329	364	389	407	1.8	18.9
13	64	For module 66" or more	BT6413	255	290	323	344	364	1.7	17.3
13	58	For module 60" or more	BT5813	212	244	268	276	282	1.5	15.7
13	52	For module 54" or more	BT5213	201	231	254	262	270	1.4	14.0
13	46	For module 48" or more	BT4613	198	224	243	253	262	1.2	12.4
13	40	For module 42" or more	BT4013	160	187	198	211	216	1.1	10.8
13	34	For module 36" or more	BT3413	145	165	182	189	200	0.9	9.2
13	28	For module 30" or more	BT2813	134	149	165	177	182	0.8	7.6
13	22	For module 24" or more	BT2213	123	132	149	158	166	0.6	5.9

S SPECIFY

RC2 - -

S Code: Consult the above list.

Fabric: Refer to the current Artopex panel fabric card.

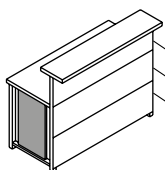


RC3 series

rectangular transaction unit

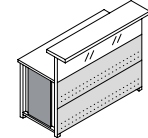
price list

FRONT CONFIGURATIONS

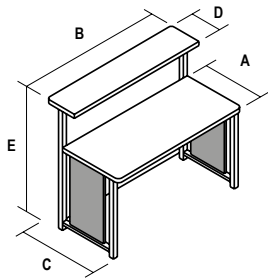


	#1	#2	#3	#4	#5	#6
LEVEL 3	METAL	ACRYLIC	LAMINATE	METAL	ACRYLIC	LAMINATE
LEVEL 2	METAL	METAL	LAMINATE	LAMINATE	LAMINATE	LAMINATE
LEVEL 1	METAL	METAL	LAMINATE	LAMINATE	LAMINATE	METAL

Add "H" for a perforate motif in the metal sections (example: 2H)



Example: Code 2H



Rectangular counter top component (surface: 29" H., shelf 42" H.) with variety of end panel configurations.

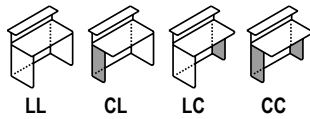
The 54" and longer rectangular counter top components are equipped with a central support.

The metal structure is equipped with levellers.

The choice of T.F.L. or H.P.L. (L1 / S1) applies to the the work surfaces and shelf.

These units are factory assembled.

Dimensions					Code	Fronts 1 and 2		Front 3		Fronts 4, 5 and 6		Specifications	
A	B	C	D	E		(L1)	(S1)	(L1)	(S1)	(L1)	(S1)	Cu.Ft.	lb
24	72	30	12	42	RDi2472	1847	2218	2461	2831	2224	2595	57.8	215.0
24	66	30	12	42	RDi2466	1794	2138	2346	2689	2130	2473	52.9	198.5
24	60	30	12	42	RDi2460	1731	2040	2230	2539	2036	2345	48.1	180.5
24	54	30	12	42	RDi2454	1678	1960	2115	2396	1942	2223	43.3	162.4
24	48	30	12	42	RDi2448	1559	1807	1937	2185	1790	2039	38.5	144.4
24	42	30	12	42	RDi2442	1507	1728	1823	2042	1696	1915	33.7	126.3
24	36	30	12	42	RDi2436	1448	1634	1704	1890	1603	1789	28.9	108.3
24	30	30	12	42	RDi2430	1396	1553	1589	1747	1509	1666	24.1	90.2
24	24	30	12	42	RDi2424	1338	1462	1474	1598	1419	1543	19.3	72.2



End Panel Configurations

S SPECIFY

RC3 - Code - LL / CL / LC / CC - Front - L1 / S1 - Surface - Shelf - Accent - Metal - N1 - N2 - N3

S Code: Consult the above list.

LL / CL / LC / CC: Specify the configuration code of the end panels (LL, CL, LC or CC), see p.13.

Front: Specify the configuration for the front of the transaction unit (1, 2, 3, 4, 5 or 6), refer to chart at top of page and p.13.

* For a metal front made with perforations, specify 1H, 2H, 4H or 6H, see above and p.13.

L1 / S1: Specify the code identifying the type of finish for the surface and the shelf (L1=T.F.L., S1=H.P.L.), see p.13.

Surface: Specify the color for the work surface, see p.15.

Shelf: Specify the color of the shelf, see p.15.

Accent: Specify the color for the vertical inserts between the legs (available in laminate only), see p.15.

Metal: Specify the color of the metal legs: Polar White (3002) or Silver (3090), see p.15.

N1: Specify the color of the **bottom** level of the front depending on the selected configuration, see p.15.

N2: Specify the color of the **middle** level of the front depending on the selected configuration, see p.15.

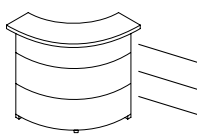
N3: Specify the color of the **top** level of the front depending on the selected configuration, see p.15.

RC3 series

interior curved 90° transaction unit

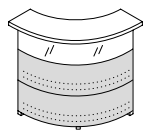
price list

FRONT CONFIGURATIONS

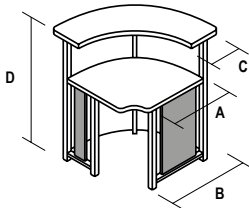


	#1	#2	#3	#4	#5	#6
LEVEL 3	METAL	ACRYLIC	LAMINATE	METAL	ACRYLIC	LAMINATE
LEVEL 2	METAL	METAL	LAMINATE	LAMINATE	LAMINATE	LAMINATE
LEVEL 1	METAL	METAL	LAMINATE	LAMINATE	LAMINATE	METAL

Add "H" for a perforate motif in the metal sections (example: 2H)

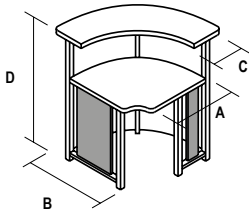


Example: Code 2H



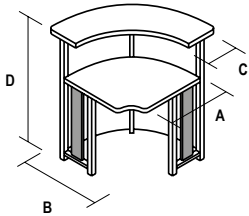
Interior curved 90° transaction unit (surface: 29" H., shelf 42" H.) w/half end panel on left and full end panel on right.
Central support leg (inside).

Dimensions				Code	Fronts 1 and 2		Front 3		Fronts 4, 5 and 6		Specifications	
A	B	C	D		(L1)	(S1)	(L1)	(S1)	(L1)	(S1)	Cu.Ft.	lb
24	37	12	42	RCi9024CL	1642	1959	5164	5479	3961	4276	36	167



Interior curved 90° transaction unit (surface: 29" H., shelf 42" H.) w/full end panel on left and half end panel on right.
Central support leg (inside).

24	37	12	42	RCi9024LC	1642	1959	5164	5479	3961	4276	36	167
----	----	----	----	-----------	------	------	------	------	------	------	----	-----



Interior curved 90° transaction unit (surface: 29" H., shelf 42" H.) w/half end panels on left and right.
Central support leg (inside).

24	37	12	42	RCi9024CC	1642	1959	5164	5479	3961	4276	36	167
----	----	----	----	-----------	------	------	------	------	------	------	----	-----

S SPECIFY

RC3 - Code - Front - L1 / S1 - Surface - Shelf - Accent - Metal - N1 - N2 - N3

S Code: Consult the above list.

Front: Specify the configuration for the front of the transaction unit (1, 2, 3, 4, 5 or 6), refer to chart at top of page and p.13.

* For a metal front made with perforations, specify 1H, 2H, 4H or 6H, see above and p.13.

L1 / S1: Specify the code identifying the type of finish for the surface and the shelf (L1=T.F.L., S1=H.P.L.), see p.13.

Surface: Specify the color for the work surface, see p.15.

Shelf: Specify the color of the shelf, see p.15.

Accent: Specify the color for the vertical inserts between the legs (available in laminate only), see p.15.

Metal: Specify the color of the metal legs: Polar White (3002) or Silver (3090), see p.15.

N1: Specify the color of the **bottom** level of the front depending on the selected configuration, see p.15.

N2: Specify the color of the **middle** level of the front depending on the selected configuration, see p.15.

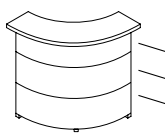
N3: Specify the color of the **top** level of the front depending on the selected configuration, see p.15.

RC3 series

interior curved 45° transaction unit

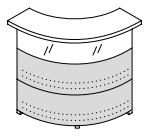
price list

FRONT CONFIGURATIONS

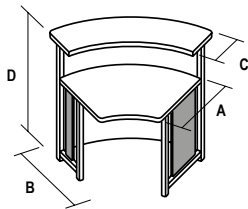


	#1	#2	#3	#4	#5	#6
LEVEL 3	METAL	ACRYLIC	LAMINATE	METAL	ACRYLIC	LAMINATE
LEVEL 2	METAL	METAL	LAMINATE	LAMINÉ	LAMINÉ	LAMINATE
LEVEL 1	METAL	METAL	LAMINATE	LAMINÉ	LAMINÉ	METAL

Add "H" for a perforate motif in the metal sections (example: 2H)

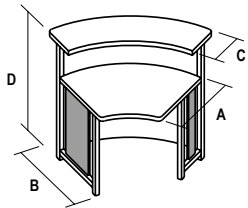


Example: Code 2H



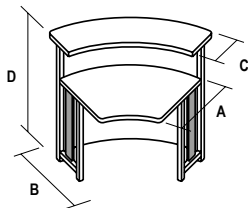
Interior curved 45° transaction unit (surface: 29" H., shelf 42" H.) w/half end panel on left and full end panel on right.

Dimensions				Code	Fronts 1 and 2		Front 3	Fronts 4, 5 and 6		Specifications		
A	B	C	D		(L1)	(S1)	(L1)	(S1)	(L1)	(S1)	Cu.Ft.	lb
24	30	12	42	RCi4524CL	1522	1803	5057	5338	3849	4128	40.5	166.8



Interior curved 45° transaction unit (surface: 29" H., shelf 42" H.) w/full end panel on left and half end panel on right.

24	30	12	42	RCi4524LC	1522	1803	5057	5338	3849	4128	40.5	166.8
----	----	----	----	-----------	------	------	------	------	------	------	------	-------



Interior curved 45° transaction unit (surface: 29" H., shelf 42" H.) w/half end panels on left and right.

24	30	12	42	RCi4524CC	1522	1803	5057	5338	3849	4128	40.5	166.8
----	----	----	----	-----------	------	------	------	------	------	------	------	-------

S SPECIFY

RC3 - Code - Front - L1 / S1 - Surface - Shelf - Accent - Metal - N1 - N2 - N3

S Code: Consult the above list.

Front: Specify the configuration for the front of the transaction unit (1, 2, 3, 4, 5 or 6), refer to chart at top of page and p.13.

* For a metal front made with perforations, specify 1H, 2H, 4H or 6H, see above and p.13.

L1 / S1: Specify the code identifying the type of finish for the surface and the shelf (L1=T.F.L., S1=H.P.L.), see p.13.

Surface: Specify the color for the work surface, see p.15.

Shelf: Specify the color of the shelf, see p.15.

Accent: Specify the color for the vertical inserts between the legs (available in laminate only), see p.15.

Metal: Specify the color of the metal legs: Polar White (3002) or Silver (3090), see p.15.

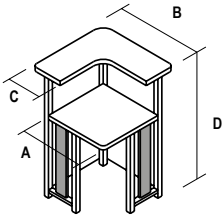
N1: Specify the color of the **bottom** level of the front depending on the selected configuration, see p.15.

N2: Specify the color of the **middle** level of the front depending on the selected configuration, see p.15.

N3: Specify the color of the **top** level of the front depending on the selected configuration, see p.15.

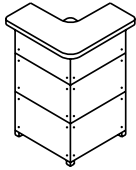
RC3 series

corner transaction unit



Corner transaction unit (surface: 29" H., shelf 42" H.) w/half end panels on left and right.
Can be used as an end component in a layout.

Dimensions				Code	Fronts 1 and 2		Front 3		Fronts 4, 5 and 6		Specifications	
A	B	C	D		(L1)	(S1)	(L1)	(S1)	(L1)	(S1)	Cu.Ft.	lb
24	30	12	42	RQi2424CC	1915	2265	2235	2584	2111	2460	24.1	168.0



S SPECIFY

RC3 - - - - - - - - - - -

S Code: Consult the above list.

Front: Specify the configuration for the front of the transaction unit (1, 2, 3, 4, 5 or 6), refer to chart at top of page and p.13.

* For a metal front made with perforations, specify 1H, 2H, 4H or 6H, see above and p.13.

L1 / S1: Specify the code identifying the type of finish for the surface and the shelf (L1=T.F.L., S1=H.P.L.), see p.13.

Surface: Specify the color for the work surface, see p.15.

Shelf: Specify the color of the shelf, see p.15.

Accent: Specify the color for the vertical inserts between the legs (available in laminate only), see p.15.

Metal: Specify the color of the metal legs: Polar White (3002) or Silver (3090), see p.15.

N1: Specify the color of the **bottom** level of the front depending on the selected configuration, see p.15.

N2: Specify the color of the **middle** level of the front depending on the selected configuration, see p.15.

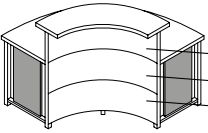
N3: Specify the color of the **top** level of the front depending on the selected configuration, see p.15.

RC3 series

exterior curved 90° transaction unit

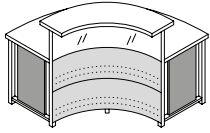
price list

FRONT CONFIGURATIONS

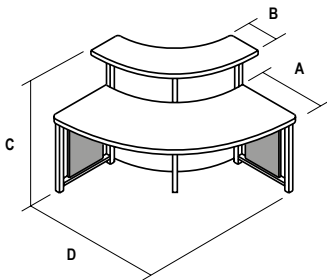


	#1	#2	#3	#4	#5	#6
LEVEL 3	METAL	ACRYLIC	LAMINATE	METAL	ACRYLIC	LAMINATE
LEVEL 2	METAL	METAL	LAMINATE	LAMINATE	LAMINATE	LAMINATE
LEVEL 1	METAL	METAL	LAMINATE	LAMINATE	LAMINATE	METAL

Add "H" for a perforate motif in the metal sections (example: 2H)



Example: code 2H



Exterior curved 90° transaction unit (surface: 29" H., shelf 42" H.) with full end panels left and right and central half leg.

Dimensions				Code	Fronts 1 and 2		Front 3	Fronts 4, 5 and 6		Specifications		
A	B	C	D		(L1)	(S1)	(L1)	(S1)	(L1)	(S1)	Cu.Ft.	lb
24	12	42	60	RCE9024LL	2226	2791	5734	6299	4529	5095	96.3	228

SPECIFY

Code	Front	L1 / S1	Surface	Shelf	Accent	Metal	N1	N2	N3
------	-------	---------	---------	-------	--------	-------	----	----	----

S SPECIFY

RC3 - - - - - - - - - - -

S Code: Consult the above list.

Front: Specify the configuration for the front of the transaction unit (1, 2, 3, 4, 5 or 6), refer to chart at top of page and p.13.

* For a metal front made with perforations, specify 1H, 2H, 4H or 6H, see above and p.13.

L1 / S1: Specify the code identifying the type of finish for the surface and the shelf (L1=T.F.L., S1=H.P.L.), see p.13.

Surface: Specify the color for the work surface, see p.15.

Shelf: Specify the color of the shelf, see p.15.

Accent: Specify the color for the vertical inserts between the legs (available in laminate only), see p.15.

Metal: Specify the color of the metal legs: Polar White (3002) or Silver (3090), see p.15.

N1: Specify the color of the **bottom** level of the front depending on the selected configuration, see p.15.

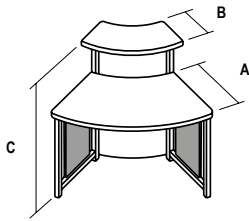
N2: Specify the color of the **middle** level of the front depending on the selected configuration, see p.15.

N3: Specify the color of the **top** level of the front depending on the selected configuration, see p.15.

RC3 series

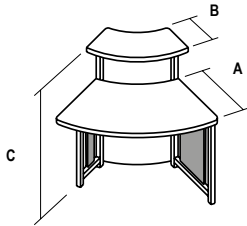
exterior curved 45° transaction unit

price list



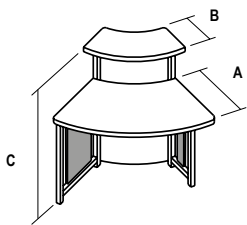
Exterior curved 45° transaction unit (surface: 29" H., shelf 42" H.) w/full end panels on left and right.

Dimensions			Code	Fronts 1 and 2		Front 3	Fronts 4, 5 and 6		Specifications		
A	B	C		(L1)	(S1)	(L1)	(S1)	(L1)	(S1)	Cu.Ft.	lb
24	12	42	RCE4524LL	1484	1713	4212	4442	3288	3518	42.2	167



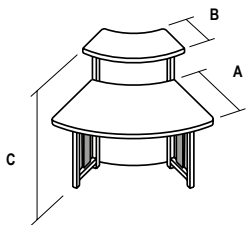
Exterior curved 45° transaction unit (surface: 29" H., shelf 42" H.) w/half end panel on left and full end panel on right. It is not recommended to use two exterior curved 45° transaction units side-by-side not equipped with full end panels left and right, use instead the exterior curved 90° transaction unit above.

24	12	42	RCE4524CL	1484	1713	4212	4442	3288	3518	42.2	167
----	----	----	-----------	------	------	------	------	------	------	------	-----



Exterior curved 45° transaction unit (surface: 29" H., shelf 42" H.) w/full end panel on left and half end panel on right. It is not recommended to use two exterior curved 45° transaction units side-by-side not equipped with full end panels left and right, use instead the exterior curved 90° transaction unit above.

24	12	42	RCE4524LC	1484	1713	4212	4442	3288	3518	42.2	167
----	----	----	-----------	------	------	------	------	------	------	------	-----



Exterior curved 45° transaction unit (surface: 29" H., shelf 42" H.) w/half end panels on left and right. It is not recommended to use two exterior curved 45° transaction units side-by-side not equipped with full end panels left and right, use instead the exterior curved 90° transaction unit above.

24	12	42	RCE4524CC	1484	1713	4212	4442	3288	3518	42.2	167
----	----	----	-----------	------	------	------	------	------	------	------	-----

S SPECIFY

RC3 - - - - - - - - - - -

S Code: Consult the above list.

Front: Specify the configuration for the front of the transaction unit (1, 2, 3, 4, 5 or 6), refer to chart at top of page and p.13.

* For a metal front made with perforations, specify 1H, 2H, 4H or 6H, see above and p.13.

L1 / S1: Specify the code identifying the type of finish for the surface and the shelf (L1=T.F.L., S1=H.P.L.), see p.13.

Surface: Specify the color for the work surface, see p.15.

Shelf: Specify the color of the shelf, see p.15.

Accent: Specify the color for the vertical inserts between the legs (available in laminate only), see p.15.

Metal: Specify the color of the metal legs: Polar White (3002) or Silver (3090), see p.15.

N1: Specify the color of the **bottom** level of the front depending on the selected configuration, see p.15.

N2: Specify the color of the **middle** level of the front depending on the selected configuration, see p.15.

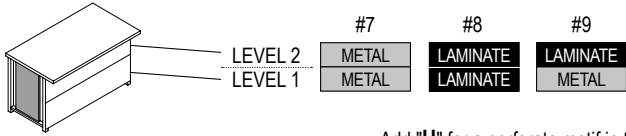
N3: Specify the color of the **top** level of the front depending on the selected configuration, see p.15.

RC3 series

rectangular reception table

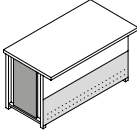
price list

FRONT CONFIGURATIONS

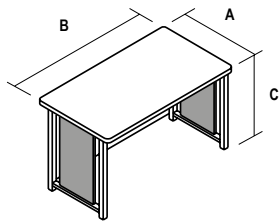


	#7	#8	#9
LEVEL 2	METAL	LAMINATE	LAMINATE
LEVEL 1	METAL	LAMINATE	METAL

Add "H" for a perforate motif in the metal sections (example: 9H)

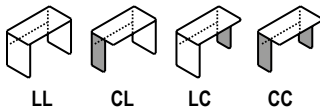


Example: code 9H



Rectangular Reception table (surface: 29" H.) with variety of end panel configurations.
 Front recessed 4½".
 Rectangular tables 54" and longer have a central support.
 Grommet option available, see codification.

Dimensions			Code	Front 7		Front 8		Front 9		Specifications	
A	B	C		(L1)	(S1)	(L1)	(S1)	(L1)	(S1)	Cu.Ft.	lb
30	72	29	Di3072	1372	1665	1845	2138	1608	1901	39.9	179.4
30	66	29	Di3066	1335	1603	1763	2034	1549	1818	36.6	164.5
30	60	29	Di3060	1298	1542	1684	1928	1491	1735	33.2	149.5
30	54	29	Di3054	1261	1480	1603	1825	1433	1653	29.9	134.6
30	48	29	Di3048	1226	1422	1521	1716	1374	1568	26.6	119.6
30	42	29	Di3042	1190	1359	1439	1611	1316	1487	23.3	104.7
30	36	29	Di3036	1157	1302	1359	1505	1259	1405	19.9	89.7
30	30	29	Di3030	1121	1240	1278	1400	1200	1321	16.6	74.8
30	24	29	Di3024	1088	1185	1197	1294	1143	1240	13.3	59.8



End Panel Configurations

S SPECIFY

S OPTION

RC3 - Code - LL/CL/LC/CC - Front - L1/S1 - Surface - Accent - Metal - N1 - N2 - Grommet

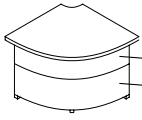
- S Code:** Consult the above list.
- LL / CL / LC / CC:** Specify the configuration code of the end panels (LL, CL, LC or CC), see p.14.
- Front:** Specify the configuration for the front of the transaction unit (7, 8 or 9), refer to chart at top of page and p.13.
 * For a metal front made with perforations, specify 7H or 9H, see above and p.13.
- L1 / S1:** Specify the code identifying the type of finish for the surface and the shelf (L1=T.F.L., S1=H.P.L.), see p.13.
- Surface:** Specify the color for the work surface, see p.15.
- Accent:** Specify the color for the vertical inserts between the legs (available in laminate only), see p.15.
- Metal:** Specify the color of the metal legs: Polar White (3002) or Silver (3090), see p.15.
- N1:** Specify the color of the **bottom** level of the front depending on the selected configuration, see p.15.
- N2:** Specify the color of the **top** level of the front depending on the selected configuration, see p.15.
- O Grommet:** Optional grommet on left (GL) or on right (GR), add 32\$ ea., see p.16.

RC3 series

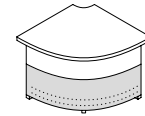
interior curved 90° reception table

price list

FRONT CONFIGURATIONS

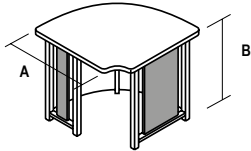


	#7	#8	#9
LEVEL 2	METAL	LAMINATE	LAMINATE
LEVEL 1	METAL	LAMINATE	METAL



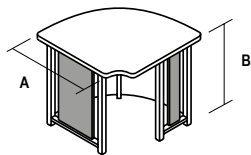
Add "H" for a perforate motif in the metal sections (example: 9H)

Example: code 9H



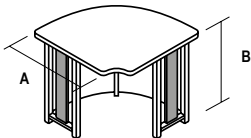
Interior curved 90° reception table (surface: 29" H.) with half end panel on left and full end panel on right.
 Front recessed 4½".
 Grommet option available, see codification.
 Central support leg (inside).

Dimensions		Front 7		Front 8		Front 9		Specifications			
A	B	Code		(L1)	(S1)	(L1)	(S1)	(L1)	(S1)	Cu.Ft.	lb
30	29	Ci9030CL		1242	1464	3619	3840	2415	2637	25.0	118



Interior curved 90° reception table (surface: 29" H.) with full end panel on left and half end panel on right.
 Front recessed 4½".
 Grommet option available, see codification.
 Central support leg (inside).

30	29	Ci9030LC		1242	1464	3619	3840	2415	2637	25.0	118
----	----	----------	--	------	------	------	------	------	------	------	-----



Interior curved 90° reception table (surface: 29" H.) with half end panels on left and right.
 Front recessed 4½".
 Grommet option available, see codification.
 Central support leg (inside).

30	29	Ci9030CC		1242	1464	3619	3840	2415	2637	25.0	118
----	----	----------	--	------	------	------	------	------	------	------	-----

S SPECIFY

S OPTION

RC3 - - - - - - - - - -

S Code: Consult the above list.

Front: Specify the configuration for the front of the transaction unit (7, 8 or 9), refer to chart at top of page and p.13.

* For a metal front made with perforations, specify 7H or 9H, see above and p.13.

L1 / S1: Specify the code identifying the type of finish for the surface and the shelf (L1=T.F.L., S1=H.P.L.), see p.13.

Surface: Specify the color for the work surface, see p.15.

Accent: Specify the color for the vertical inserts between the legs (available in laminate only), see p.15.

Metal: Specify the color of the metal legs: Polar White (3002) or Silver (3090), see p.15.

N1: Specify the color of the **bottom** level of the front depending on the selected configuration, see p.15.

N2: Specify the color of the **top** level of the front depending on the selected configuration, see p.15.

O Grommet: Optional grommet on left (GL) or on right (GR), add 32\$ ea., see p.16.

RC3 series

interior curved 45° reception table

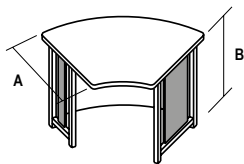
price list

FRONT CONFIGURATIONS

	#7	#8	#9
LEVEL 2	METAL	LAMINATE	LAMINATE
LEVEL 1	METAL	LAMINATE	METAL

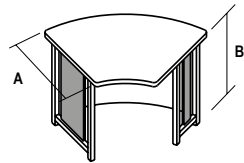
Add "H" for a perforate motif in the metal sections (example: 9H)

Example: code 9H



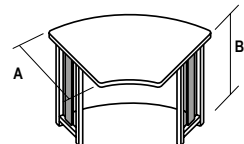
Interior curved 45° reception table (surface: 29" H.) with half end panel on left and full end panel on right.
Front recessed 4½".
Grommet option available, see codification.

Dimensions		Front 7		Front 8		Front 9		Specifications		
A	B	Code	(L1)	(S1)	(L1)	(S1)	(L1)	(S1)	Cu.Ft.	lb
30	29	Ci4530CL	1152	1359	3543	3750	2333	2541	28.5	118



Interior curved 45° reception table (surface: 29" H.) with full end panel on left and half end panel on right.
Front recessed 4½".
Grommet option available, see codification.

30	29	Ci4530LC	1152	1359	3543	3750	2333	2541	28.5	118
----	----	----------	------	------	------	------	------	------	------	-----



Interior curved 45° reception table (surface: 29" H.) with half end panels on left and right.
Front recessed 4½".
Grommet option available, see codification.

30	29	Ci4530CC	1152	1359	3543	3750	2333	2541	28.5	118
----	----	----------	------	------	------	------	------	------	------	-----

S SPECIFY

S OPTION

RC3 - Code - Front - L1 / S1 - Surface - Accent - Metal - N1 - N2 - Grommet

S Code: Consult the above list.

Front: Specify the configuration for the front of the transaction unit (7, 8 or 9), refer to chart at top of page and p.13.

* For a metal front made with perforations, specify 7H or 9H, see above and p.13.

L1 / S1: Specify the code identifying the type of finish for the surface and the shelf (L1=T.F.L., S1=H.P.L.), see p.13.

Surface: Specify the color for the work surface, see p.15.

Accent: Specify the color for the vertical inserts between the legs (available in laminate only), see p.15.

Metal: Specify the color of the metal legs: Polar White (3002) or Silver (3090), see p.15.

N1: Specify the color of the bottom level of the front depending on the selected configuration, see p.15.

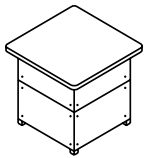
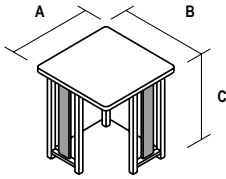
N2: Specify the color of the top level of the front depending on the selected configuration, see p.15.

O Grommet: Optional grommet on left (GL) or on right (GR), add 32\$ ea., see p.16.

RC3 series

corner reception table

price list



Corner reception table (surface: 29" H.) with half end panels on left and right.
 Can be used as an end unit in a set-up.
 Front recessed 4½".
 Grommet option available, see codification.

Dimensions			Code	Front 7		Front 8		Front 9		Specifications	
A	B	C		(L1)	(S1)	(L1)	(S1)	(L1)	(S1)	Cu.Ft.	lb
30	30	29	QI3030CC	1449	1684	1697	1933	1574	1810	16.6	118

S SPECIFY

S OPTION

RC3 - - - - - - - - - -

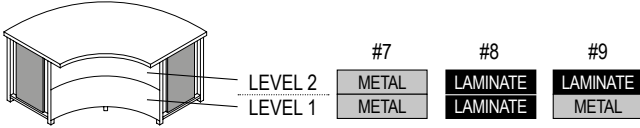
- S Code:** Consult the above list.
- Front:** Specify the configuration for the front of the transaction unit (7, 8 or 9), refer to chart at top of page and p.13.
 * For a metal front made with perforations, specify 7H or 9H, see above and p.13.
- L1 / S1:** Specify the code identifying the type of finish for the surface and the shelf (L1=T.F.L., S1=H.P.L.), see p.13.
- Surface:** Specify the color for the work surface, see p.15.
- Accent:** Specify the color for the vertical inserts between the legs (available in laminate only), see p.15.
- Metal:** Specify the color of the metal legs: Polar White (3002) or Silver (3090), see p.15.
- N1:** Specify the color of the **bottom** level of the front depending on the selected configuration, see p.15.
- N2:** Specify the color of the **top** level of the front depending on the selected configuration, see p.15.
- O Grommet:** Optional grommet on left (GL) or on right (GR), add 32\$ ea., see p.16.

RC3 series

exterior curved 90° reception table

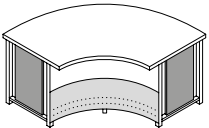
price list

FRONT CONFIGURATIONS

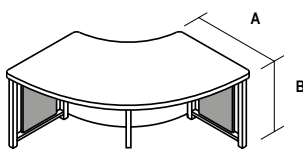


	#7	#8	#9
LEVEL 2	METAL	LAMINATE	LAMINATE
LEVEL 1	METAL	LAMINATE	METAL

Add "H" for a perforate motif in the metal sections (example: 9H)



Example: code 9H



Exterior curved 90° reception table (surface: 29" H.) w/full end panels on left and right and central half leg.
Front recessed 4½". Grommet option available, see codification.

Dimensions		Front 7		Front 8		Front 9		Specifications		
A	B	Code	(L1)	(S1)	(L1)	(S1)	(L1)	(S1)	Cu.Ft.	lb
30	29	CE9030LL	1766	2194	4143	4572	2939	3368	54.5	203

S SPECIFY

S OPTION

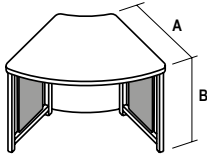
RC3 - Code - Front - L1 / S1 - Surface - Accent - Metal - N1 - N2 - Grommet

- S Code:** Consult the above list.
- Front:** Specify the configuration for the front of the transaction unit (7, 8 or 9), refer to chart at top of page and p.13.
* For a metal front made with perforations, specify 7H or 9H, see above and p.13.
- L1 / S1:** Specify the code identifying the type of finish for the surface and the shelf (L1=T.F.L., S1=H.P.L.), see p.13.
- Surface:** Specify the color for the work surface, see p.15.
- Accent:** Specify the color for the vertical inserts between the legs (available in laminate only), see p.15.
- Metal:** Specify the color of the metal legs: Polar White (3002) or Silver (3090), see p.15.
- N1:** Specify the color of the **bottom** level of the front depending on the selected configuration, see p.15.
- N2:** Specify the color of the **top** level of the front depending on the selected configuration, see p.15.
- O Grommet:** Optional grommet on left (GL) or on right (GR), add 32\$ ea., see p.16.

RC3 series

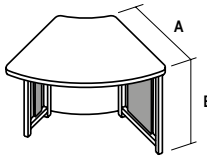
exterior curved 45° reception table

price list




Exterior curved 45° reception table (surface: 29" H.) with half end panel on left and full end panel on right.
Front recessed 4½". Grommet option available, see codification.

Dimensions		Code	Front 7		Front 8		Front 9		Specifications	
A	B		(L1)	(S1)	(L1)	(S1)	(L1)	(S1)	Cu.Ft.	lb
30	29	CE4530LL	1171	1365	3002	3194	2076	2268	25.5	118



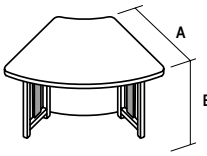
Exterior curved 45° reception table (surface: 29" H.) with full end panel on left and half end panel on right.
It is not recommended to use two exterior curved 45° tables side-by-side not equipped with full end panels left and right, use instead the exterior curved 90° reception table above.
Front recessed 4½". Grommet option available, see codification.

30	29	CE4530CL	1171	1365	3002	3194	2076	2268	25.5	118
----	----	----------	------	------	------	------	------	------	------	-----



Exterior curved 45° reception table (surface: 29" H.) with full end panel on left and half end panel on right.
It is not recommended to use two exterior curved 45° tables side-by-side not equipped with full end panels left and right, use instead the exterior curved 90° reception table above.
Front recessed 4½". Grommet option available, see codification.

30	29	CE4530LC	1171	1365	3002	3194	2076	2268	25.5	118
----	----	----------	------	------	------	------	------	------	------	-----



Exterior curved 45° reception table (surface: 29" H.) with half end panels on left and right.
It is not recommended to use two exterior curved 45° tables side-by-side not equipped with full end panels left and right, use instead the exterior curved 90° reception table above.
Front recessed 4½". Grommet option available, see codification.

30	29	CE4530CC	1171	1365	3002	3194	2076	2268	25.5	118
----	----	----------	------	------	------	------	------	------	------	-----

S SPECIFY

Code Front L1 / S1 Surface Accent Metal N1 N2 Grommet

RC3 - - - - - - - - -

S OPTION

S Code: Consult the above list.

Front: Specify the configuration for the front of the transaction unit (7, 8 or 9), refer to chart at top of page and p.13.

* For a metal front made with perforations, specify 7H or 9H, see above and p.13.

L1 / S1: Specify the code identifying the type of finish for the surface and the shelf (L1=T.F.L., S1=H.P.L.), see p.13.

Surface: Specify the color for the work surface, see p.15.

Accent: Specify the color for the vertical inserts between the legs (available in laminate only), see p.15.

Metal: Specify the color of the metal legs: Polar White (3002) or Silver (3090), see p.15.

N1: Specify the color of the **bottom** level of the front depending on the selected configuration, see p.15.

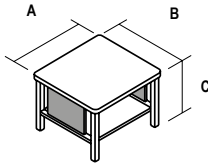
N2: Specify the color of the **top** level of the front depending on the selected configuration, see p.15.

O Grommet: Optional grommet on left (GL) or on right (GR), add 32\$ ea., see p.16.

RC3 series

low table

price list



Low rectangular table 18" H. with laminate shelf.

Dimensions			Code	Price		Specifications	
A	B	C		(L1)	(S1)	Cu.Ft.	lb
25	36	18	TMAS2536	718	840	10.3	73
25	25	18	TMAS2525	495	579	7.2	65

S SPECIFY

RC3 - Code - L1 / S1 - Surface - Accent - Metal - Shelf

S Code: Consult the above list.

L1 / S1: Specify the code identifying the type of finish for the surface (L1=T.F.L., S1=H.P.L.), see p.14.

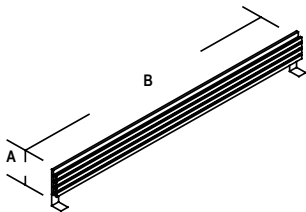
Surface: Specify the color for the table top, see p.15.

Accent: Specify the color for the vertical inserts between the legs (available in laminate only), see p.15.

Metal: Specify the color of the metal legs: Polar White (3002) or Silver (3090), see p.15.

Shelf: Specify the color of the shelf (available in laminate only), see p.15.

accessory bar



Dimensions			Code	Price		Specifications	
A	B	Cu.Ft.				lb	
4	64½	ACBM72	200	For surfaces 72" or more	0.5	9.0	
4	58½	ACBM66	193	For surfaces 66" or more	0.4	8.0	
4	52½	ACBM60	187	For surfaces 60" or more	0.4	7.5	
4	46½	ACBM54	180	For surfaces 54" or more	0.3	7.0	
4	40½	ACBM48	169	For surfaces 48" or more	0.3	6.0	
4	34½	ACBM42	163	For surfaces 42" or more	0.3	5.0	
4	28½	ACBM36	154	For surfaces 36" or more	0.2	4.0	
4	22½	ACBM30	147	For surfaces 30" or more	0.2	3.5	
4	16½	ACBM24	140	For surfaces 24" or more	0.2	2.5	

S SPECIFY

RC3 - Code - Metal

S Code: Consult the above list.

Metal: Specify the metal color (bar and supports): Polar White (3002) or Silver (3090), see p.15.

SUMMARY OF UPDATES

May 1st 2018

PAGES	SECTION	PRODUCT	MODIFICATION
p.9	Complements / RC1 series	Finish choices chart.	Laminate and metal finishes updated.
p.12	Finishes / RC2 series	Finish choices chart.	Laminate and metal finishes updated.
p.15	Finishes / RC3 series	Finish choices chart.	Laminate and metal finishes updated.
p.17	Complements	Finish choices chart.	Laminate and metal finishes updated.

July 11th 2018

PAGES	SECTION	PRODUCT	MODIFICATION
			Overall increase of 8% on the entire USA price list only.

September 10th 2018

PAGES	SECTION	PRODUCT	MODIFICATION
		Conditions & Guarantees	Conditions & guarantees have been removed from the Receptions price list. Please refer to the Artopex Warranty Guide in effect at artopex.com in the Member Zone / Documentation section.

*Designing, manufacturing, advising, planning
and supporting: that's the art that
distinguishes our purpose at Artopex.*



ARTOPEX
Head Office
artopex.com

800 Vadnais Street
Granby, QC, Canada J2J 1A7
T 1 800 378 0189