

# SEATING

Lounge and  
Beam seating



## USA price list

Effective February 15<sup>th</sup>, 2016

**UPDATED** - March 15<sup>th</sup>, 2019  
update summary - p.73

**artopex**<sup>®</sup>



## interactive links

page tabs & page references

→ document optimized for dual page viewing

GENERAL INFORMATION

---

general information	5
fabrics and finishes	5
pictograms	6
packaging	6
seat and backrest widths	6
structures and materials	7

LOUNGE

---

aramis	9
cuadro	11
cyrano	20
dyna	29
element	31
fjord	41
lancelot	49
lancelot platform	52
perceval	56

BEAM SEATING

---

flashback beam	60
headliner beam	63
passenger / voyager beam	66

## General information

### GENERAL INFORMATION

---

#### FABRICS

##### Standard

The Artopex price list is divided into 5 grades of fabric and also includes leather. The color choices of Grades 1 and 2 as well as leather are shown and coded on the Artopex seating fabric card in effect.

##### Pre-graded and tested complementary fabrics

A list of complementary pre-graded and tested (by Artopex) fabrics is available at [www.artopex.com](http://www.artopex.com). Refer to the supplier web sites to view the available choices and order samples of fabrics on this list.

##### C.O.M. orders

Artopex seating products can be specified with fabric supplied by the client (C.O.M. order). The base price for C.O.M. orders is equivalent to an Artopex Grade 2 fabric, the price listed in the second column of the price list (COM/Gr.2), to which the chosen options are added. The C.O.M. orders must clearly indicate the color, pattern, width of the fabric as well as the manufacturer or distributor using a form obtained from Customer Service.

Upon request by Customer Service, a 12" x 12" (305 x 305mm) fabric sample must be sent pre-paid to Artopex Customer Service: **ARTOPEX, 800 Vадnais, Granby, Qc, Canada, J2J 1A7.**

Once the sample and the order are approved, Customer Service will confirm the instructions for shipping the fabric to our plant. For C.O.M. orders, the order's delivery date is set once the fabric is received by Artopex. Artopex is not responsible for the quality and durability of any fabric not offered on our standard card.

##### California Technical Bulletin 133

Artopex seating products can be ordered compliant with the California Technical Bulletin 133 (CAL 133) used primarily in public buildings without sprinkler systems. In order to be compliant, the fabric must be certified CAL 177 or CAL 133 and a fire blocking material, which prevents fire from spreading, must be installed under the fabric by Artopex.

##### The price is calculated as follows:

- Use the number of yards for C.O.M. fabrics in the price list and multiply by \$70 (list price) to calculate the upcharge.
- To obtain a certificate from an independent laboratory, you must pay the price of the compliant product to be tested plus a NET cost of \$700 to cover the costs of transportation, testing and the issuing of the certificate.

Contact Customer Service for CAL 133 product compliant procedures.

#### FINISHES

##### Mesh

The flexible mesh knit, "Aero Mesh", is specific for the Aramis series only. The available colors can be viewed at [www.artopex.com](http://www.artopex.com).

##### Plastic

A plastic color must be specified for certain models. According to the series (Headliner or Flashback), refer to the product description for details on the type of plastic and color choice. The colors can be viewed at [www.artopex.com](http://www.artopex.com).

##### Metal

For certain series such as Cuadro, Lancelot Platform and Passenger, a metal finish must be specified. Refer to the product description and view color choices on the enamel Artopex color cards in effect.

##### Wood

A wood finish must be specified for the wood lounge seating footings. Refer to the "Symphony" color card, "Wood - Seating Collection" section.

Due to the nature of wood, colors may differ from one product to the next depending on the porosity and natural color of the wood used.

### PICTOGRAMS

The pictograms provide a quick reference for features of each series and are placed above the product descriptions in the price list.



#### Moisture-wicking fiber

Series designed with a layer of moisture-wicking fiber placed between the polyurethane foam and upholstery fabric. This layer helps to eliminate the accumulation of moisture from prolonged contact with the user's body, the seat and backrest.



#### Product delivered semi-assembled

Series packaged semi-assembled in order to minimize space for more economic and environmentally-friendly shipping.



#### Various widths

Series available in more than one seat width : chairs, love seats and sofas.



#### Ultra-Flex® membrane

Series equipped with Ultra-Flex® technology exclusive to Artopex. It is designed with a wood or metal structure which is covered with an Ultra-Flex membrane that increases comfort and provides better ergonomics.



#### Greenguard certified

Series Greenguard certified for indoor air quality in buildings. Laboratory testing certifies that the collection has very low volatile organic compound air emission levels. This certification means that the collection also meets its equivalent at BIFMA, BIFMA X7.1.

### PACKAGING

#### PRODUCT DELIVERY

PRODUCTS	ASSEMBLY		PACKAGING		
	Assembled	Semi-assembled (parts non-assembled)	Plastic bag	Cardboard box	On pallet
Lounge seating - 1 place	X		X	X	
Lounge seating - 2 and 3 places	X		X		X
Lancelot platform		X (metal legs)	X		X
Beam series		X (beam and legs)	X		X

#### ENVIRONMENT RESPONSIBLE PACKAGING MANAGEMENT

Components	Material	Recycled Content pre-consumer	Recycled Content post-consumer	End-of-life recovery
Plastic bag	linear low density polyethylene (LLDPE) low density polyethylene (LDPE)	Variable	Variable	100 % recyclable (code 4)
Cardboard	cardboard (vegetable cellulose fibers and ink)	1 %	99 %	100 % recyclable
Pallet	solid wood / variety of wood species	0 %	Variable	Reuse Ex: wood for heating

#### SEAT AND BACKREST WIDTHS

##### Lounge series

The seat width must be specified for some "Lounge" series.



1 place



2 places



3 places

### STRUCTURES AND MATERIALS

The Artopex chair structures vary according to the collection and the client's specification. Refer to the information indicated in the price list for the structures available according to the model.

#### "Wood" structure

The "Wood" structure can be specified for the seat and backrest. It is composed of molded plywood covered in polyurethane foam and a moisture-wicking fiber.

#### "Flex" structure

The "Flex" structure can be specified for the seat and backrest. It is composed of hard wood frame covered with an Ultra-Flex® membrane and polyurethane foam and a moisture-wicking fiber.

#### "Mesh" structure

The "Mesh" Structure can be specified for the backrest. It is composed of tubular steel or molded plastic frame on which a polyester mesh material is attached.

#### "Plastic" structure

The polypropylene plastic or nylon structure can be specified for the backrest according to the chair model.

#### Polyurethane foam

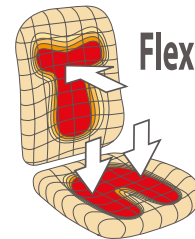
The polyurethane foam meets the ASTM standards for high resilience on the majority of the collections to ensure a longer lifecycle.

#### Moisture-wicking fiber





The moisture-wicking fiber placed between the polyurethane foam and upholstery fabric eliminates moisture generated from prolonged contact of the user's body, the seat and backrest.

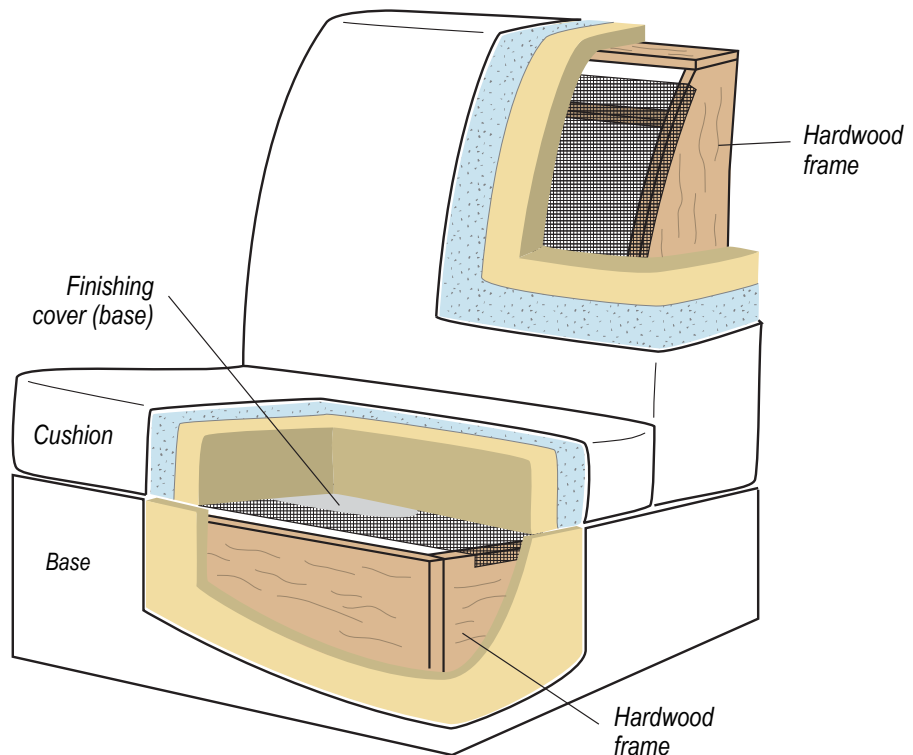
#### Ultra-Flex® membrane

The UltraFlex® membrane is **exclusive to Artopex**. This technology allows for the even weight distribution where it comes in contact with the chair, eliminates pressure points and centers the pelvis on the chair. The structure with the UltraFlex® membrane allows for better blood circulation, better work posture and a much higher level of comfort.



## Hardwood frame drawing with Ultra-Flex Membrane

-  Fabric
-  Moisture-wicking fiber
-  Polyurethane foam
-  Ultra-Flex® membrane



# Price list

LOUNGE



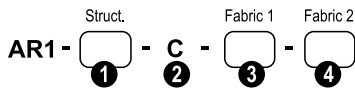
The Aramis series armchairs are available in 2 models: backrest and seat upholstered or backrest in polyester "Aero-Mesh" with an upholstered seat. Aramis is available with chrome legs.

The upholstered model is composed of a tubular steel frame covered with a reinforced nylon membrane. The membrane is covered in polyurethane foam and a layer of moisture-wicking fiber. The polyester mesh model has a tubular steel frame backrest covered in polyester "Aero Mesh".

The seat has a plywood frame covered with an Ultra-Flex<sup>®</sup> membrane, high density polyurethane foam and a layer of moisture-wicking fiber.



### SPECIFICATION



#### 1 Structure



UU  
Fabric seat  
Fabric back



UE  
Fabric seat  
"Aero Mesh" back

#### 2 Chrome footings




• C

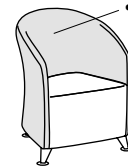
#### 3 4 Fabric 1 and Fabric 2

##### Backrest fabric

When ordered with the UU structure (fabric seat & backrest), it is possible to specify different fabrics for both seat and backrest. The "Fabric 1" will be applied on the seat and the "Fabric 2" will be applied on the backrest.



• Fabric 1 - seat



• Fabric 2 - backrest

##### Price

Refer to the current Artopex seating fabric card in effect, the highest grade applies to the entire chair.

##### Backrest mesh

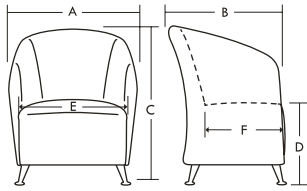
When specifying with the UE structure, the color of Aero Mesh for Fabric 2 (backrest) must be specified: Black (MA06), Aluminum (MA26), Graphite (MA16) or Sangria (MA60). For Fabric 1 (seat), refer to the current Artopex seating fabric card.

##### Price

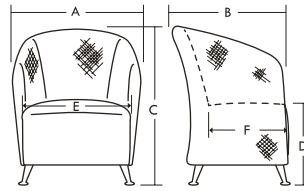
Refer to the current Artopex seating fabric card in effect, the grade of Fabric 1 (seat) will determine the price of the chair.



## ARMCHAIR – 1 place



**UU** fabric seat  
fabric back



**UE** fabric seat  
"Aero Mesh" back

**Dimensions (inches)**

A 26,5  
B 26,5  
C 32,5  
D 18  
E 21,75  
F 19,5

**Weight / Volume**  
40 lbs / 25,5 Cu.Ft.

**C.O.M. Fabric**  
**UU**  
3,1 yd (2,83 m)  
**UE (seat)**  
1,1 yd (1,0 m)

	Structure	Fabric					Leather
		Gr.1	COM / Gr.2	Gr.3	Gr.4	Gr.5	
Armchair	<b>UU</b>	1355	1415	1498	1569	1687	2006
Armchair	<b>UE</b>	1159	1179	1206	1229	1266	1419

### SPECIFY

Struct.      Fabric 1      Fabric 2

AR1 -  - C -  -

**Specify Structure:** (UU or UE).  
**Fabric 1 (seat):** Refer to the current Artopex seating fabric card in effect.  
**Fabric 2 (backrest - structure UU):** Refer to the current Artopex seating fabric card in effect.  
**1 (backrest - structure UE):** Aero Mesh Black (MA06), Aluminum (MA26), Graphite (MA16) or Sangria (MA60).

### ARMCHAIR

The Cuadro series armchairs are available with black casters or metal footings available in two colors: Black or Silver.

The seat is made of a hardwood plywood frame covered with an Ultra-Flex® membrane, high-density polyurethane foam and a layer of moisture-wicking fiber. The arms are made of a hardwood plywood frame covered with rigid cardboard and polyurethane foam.

The armchair can be specified with two fabric colors, as long as the two colors are from the same pattern. A multi-outlet option is also available.



### SPECIFICATION

1 FABRIC					2 FABRICS									
SPECIFY			OPTION		SPECIFY			OPTION						
CU1	- UB	-	Footings	Footing color	Fabric	M-Outlet	CUB1	- UB	-	Footings.	Footing color	Fabric 1	Fabric 2	M-Outlet
	<b>1</b>	<b>2</b>	<b>3</b>	<b>4</b>	<b>5</b>		<b>1</b>	<b>2</b>	<b>3</b>	<b>4</b>	<b>4</b>	<b>5</b>		

#### 1 Back



• UB with back

#### 2 Footings



Legs (P)



Casters (H)

\* 2 casters with brakes included

#### 3 Footing colors

- 3067 Black
- 3090 Silver

#### 4 Fabric 1 and Fabric 2

Refer to the current Artopex seating fabric card in effect.



\*\*\*WARNING\*\*\*

Fabric 1 and Fabric 2 must be specified from the same pattern. Only the color can be different.

EXAMPLE:

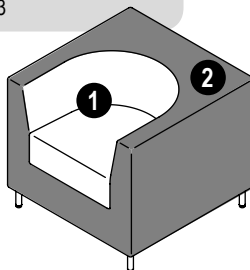
**Fabric 1**

Pattern: Genesis  
Color: Carbon  
Code: GE84

**Fabric 2**

Pattern: Genesis  
Color: Sunlight  
Code: GE23

This drawing indicates the positioning of the two fabrics.



#### 5 Multi-outlet (M7)

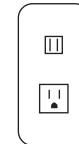
Only one multi-outlet can be installed per armchair.

2 position options are available: front left (FL) or front right (FR).

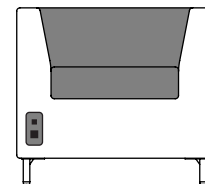
- Multi-outlet module dimensions: 5" x 2½"
- 1 electrical outlet and 2 USB ports for charging
- Powercord: 9 feet
- ETL certified
- Painted aluminium finish



\*\*\*WARNING\*\*\* Multi-outlets are NOT available on armchairs with casters

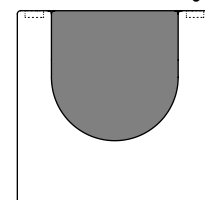


#### MULTI-OUTLET POSITION



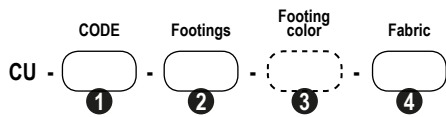
Multi-outlet in front (left or right)

FL front left  
FR front right



## OTTOMANS

### SPECIFICATION



#### 1 Code

#### OTTOMANS

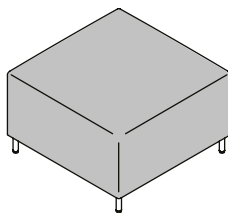
##### Square

##### Round

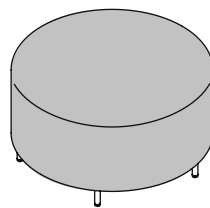
##### Rectangular

##### Triangular

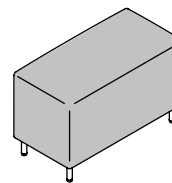
#### WITH LEGS



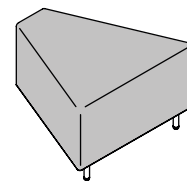
US183030 - P



UR1830 - P / UR1836 - P

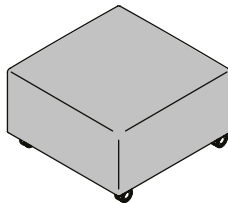


Ui181530 - P

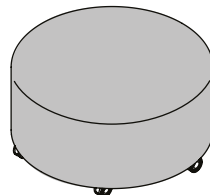


UA183030 - P

#### WITH CASTERS



US183030 - H



UR1830 - H / UR1836 - H

#### 2 Footings



Legs (P)



Casters (H)

\* 2 casters with brakes included

\*\* Casters are available only on the round and square ottoman.

#### 3 Footing colors

- 3067 Black
- 3090 Silver

#### 4 Fabric

Refer to the current Artopex seating fabric card in effect.

## TABLES

Laminated tables complete the Cuadro series and can be placed beside the chairs to create various configurations. The tables are available in several models with black casters or metal footing available in Black or Silver.

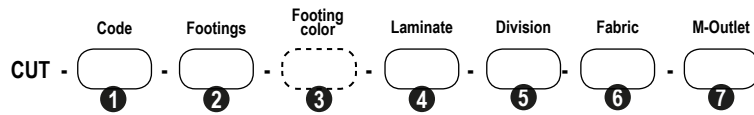
The tables are made of 1/4" thick laminated chipboard on both sides and edged with a 2.5 mm thick PVC edge band to match to the surface finish.

All table models can be specified with a (M6) multi-outlet. A color accent for the center division of the table is available in laminate or metal finish.



### SPECIFICATION

### OPTION



### 1 Code

#### OCCASIONAL OPEN TABLES

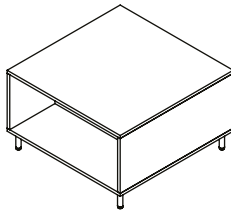
##### SQUARE

##### RECTANGLE

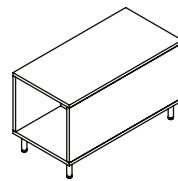
##### RECTANGLE

##### TRIANGLE

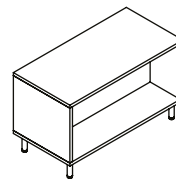
#### WITH LEGS



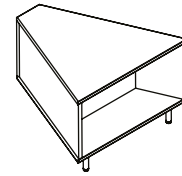
OOS183030 - P



Ooi181530 - P

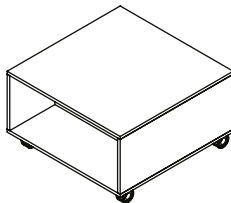


Oci181530 - P



OCA183030 - P

#### WITH CASTERS



OOS183030 - H

#### UPHOLSTERED OCCASIONAL TABLES

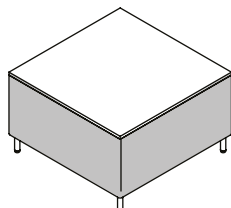
##### SQUARE

##### ROUND

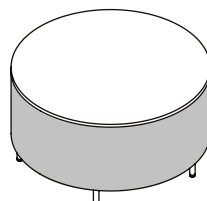
##### RECTANGLE

##### TRIANGLE

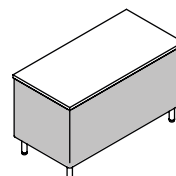
#### WITH LEGS



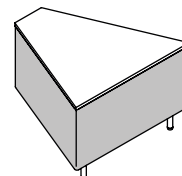
US183030 - P



UR1830 - P / UR1836 - P

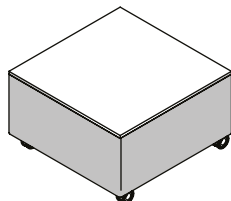


Ui181530 - P

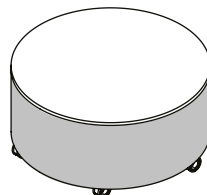


UA183030 - P

#### WITH CASTERS



US183030 - H



UR1830 - H / UR1836 - H

# cuadro

## price list - LOUNGE

### 2 Footings



Legs (P)



Casters (H)

\* 2 casters with brakes included  
 \*\* Casters are available only on the round or square table.

### 3 Footing colors

- 3067 Black
- 3090 Silver

### 4 Laminate

Refer to the current Artopex laminate finish card in effect.  
 \* The Black (N) finish is not available.

### 5 Division

An accent color for the central division of the table is available in laminate or metal finish.

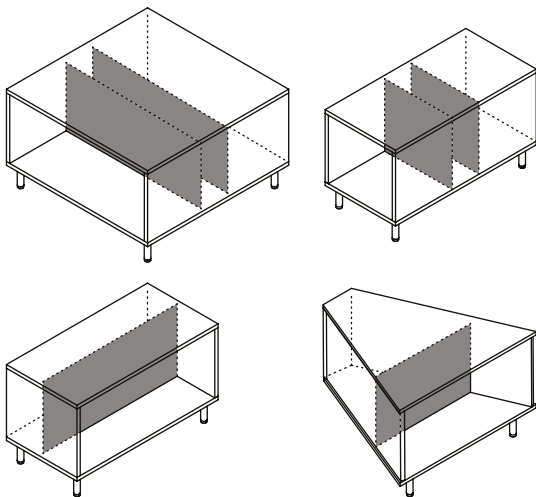
#### Laminate

Refer to the current Artopex laminate finish card in effect.

#### Metal

Refer to the current Artopex metal finish card in effect.

\*An upcharge of \$100 will apply for the metal finishes.



### 6 Fabric

Refer to the current Artopex seating Fabric card in effect.


### 7 Multi-outlet (M6)

Only one multi-outlet can be installed per table.

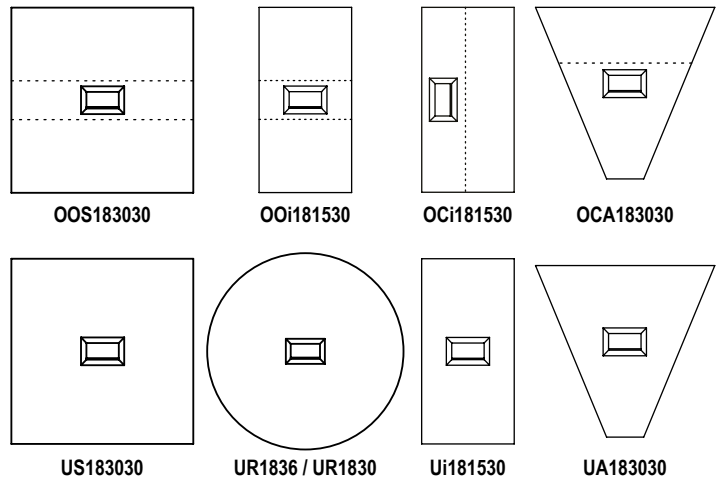
- Dimension : 4" x 5"
- 1 electrical outlet and 2 USB ports for charging
- Touch retractable
- Power cord : 10'
- UL Certified
- Anodized aluminum finish



\*\*\*WARNING\*\*\* Multi-outlets are NOT available on the open occasional table with casters.

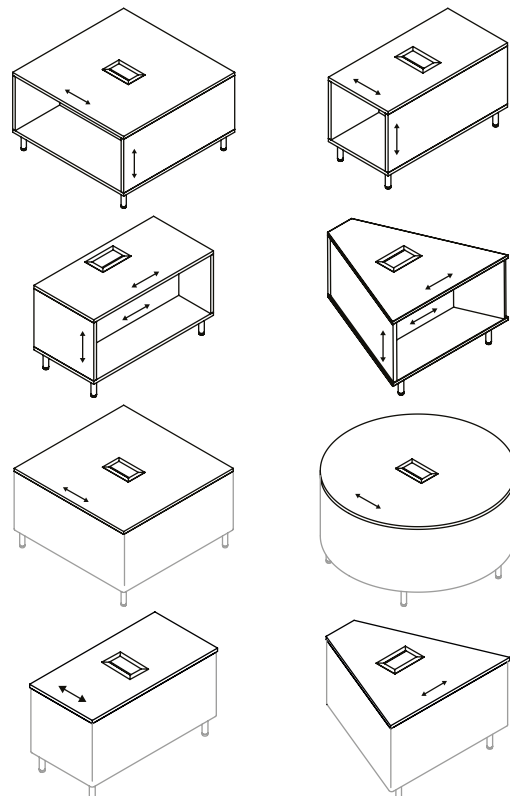


#### MULTI-OUTLET POSITIONS

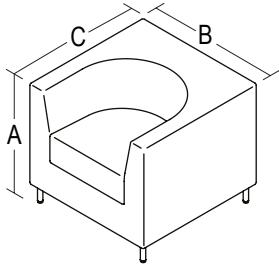


#### WOODGRAIN DIRECTION

\* Woodgrain direction is always horizontal for the middle divisions.



## ARMCHAIR - with legs



### Dimensions

- A 27" (686 mm)
- B 30" (762 mm)
- C 30" (762 mm)

### Weight / Volume

75 lbs / 25,5 Cu.Ft.

### C.O.M. Fabric

- 1,6 yd (1,5 m) Fabric 1
- 3,7 yd (3,4 m) Fabric 2

Fabric					
Gr.1	COM / Gr.2	Gr.3	Gr.4	Gr.5	Leather
1458	1557	1661	1755	1925	3057

### 1 FABRIC

#### SPECIFY

#### OPTION

CU1 - UB - P -  -  -

### 2 FABRICS

#### SPECIFY

#### OPTION

CUB1 - UB - P -  -  -  -

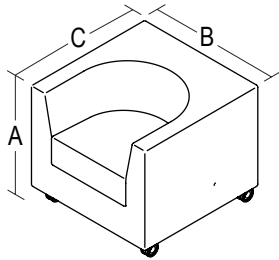
**Specify Footing colors:** Specify the color choice for the metal: Black (3067) or Silver (3090).

**Fabric:** Refer to the current Artopex seating fabric card in effect.

**Fabric 1 (seat and inner back rest) and Fabric 2 (back and outside armrest):** Refer to the current Artopex seating fabric card in effect.

**Option Multi-outlet:** Specify position (1 position available): Front left (M7FL) or front right (M7FR), add \$616.

## ARMCHAIR - with casters



### Dimensions

- A 27" (686 mm)
- B 30" (762 mm)
- C 30" (762 mm)

### Weight / Volume

75 lbs / 25,5 Cu.Ft.

### C.O.M. Fabric

- 1,6 yd (1,5 m) Fabric 1
- 3,7 yd (3,4 m) Fabric 2

Fabric					
Gr.1	COM / Gr.2	Gr.3	Gr.4	Gr.5	Leather
1601	1700	1804	1898	2068	3200

### 1 FABRIC

#### SPECIFY

CU1 - UB - H -

### 2 FABRICS

#### SPECIFY

CUB1 - UB - H -  -

**Specify Fabric:** Refer to the current Artopex seating fabric card in effect.

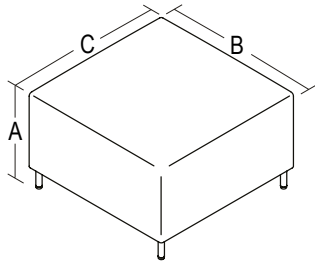
**Fabric 1 (seat and inner back rest) and Fabric 2 (back and outside armrest):** Refer to the current Artopex seating fabric card in effect.



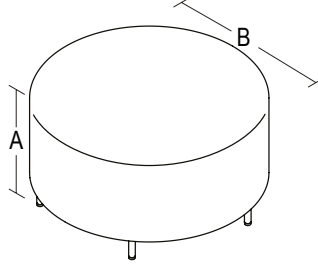
\*\*\*WARNING\*\*\*

Multi-outlets are NOT available on armchairs with casters.

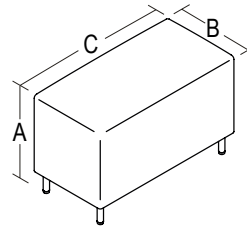
## OTTOMAN - with legs



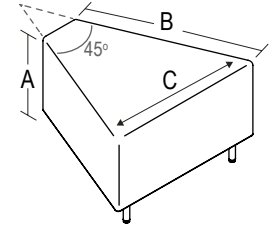
US183030



UR1830 / UR1836



Ui181530



UA183030

Weight / Volume	C.O.M. Fabric
65 lbs / 17,4 Cu.Ft.	2,9 yd (2,65 m)
60 lbs / 17,4 Cu.Ft.	1,9 yd (1,75 m)
65 lbs / 17,4 Cu.Ft.	3,0 yd (2,75 m)
35 lbs / 9 Cu.Ft.	1,6 yd (1,5 m)
60 lbs / 17,4 Cu.Ft.	2,8 yd (2,6 m)

	Code			Fabric						
	A	B	C	Gr.1	COM / Gr.2	Gr.3	Gr.4	Gr.5	Leather	
Square	18	30	30	US183030	1007	1062	1117	1177	1271	1832
Round 30"	18	30	-	UR1830	963	1001	1034	1073	1133	1727
Round 36"	18	36	-	UR1836	1128	1188	1249	1309	1403	2074
Rectangular	18	15	30	Ui181530	649	677	710	743	798	1144
Triangular	18	30	30	UA183030	897	952	1007	1062	1155	1458

### SPECIFY

Code Footing Footing color Fabric

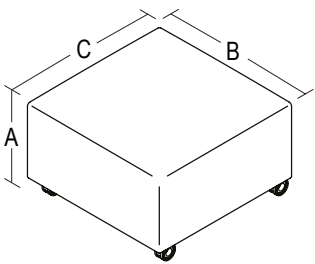
CU -  - P -  -

**Specify Code:** Consult the above product code list.

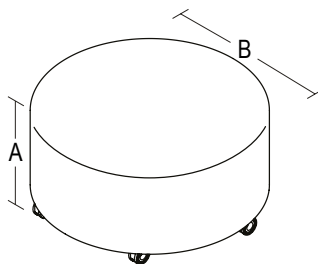
**Footing colors:** Specify the color choice for the metal: Black (3067) or Silver (3090).

**Fabric:** Refer to the current Artopex seating fabric card in effect.

## OTTOMAN - with casters



US183030



UR1830 / UR1836

Weight / Volume	C.O.M. Fabric
65 lbs / 17,4 Cu.Ft.	2,9 yd (2,65 m)
60 lbs / 17,4 Cu.Ft.	1,9 yd (1,75 m)
65 lbs / 17,4 Cu.Ft.	3,0 yd (2,75 m)

	Code			Fabric						
	A	B	C	Gr.1	COM / Gr.2	Gr.3	Gr.4	Gr.5	Leather	
Square	18	30	30	US183030	1150	1205	1260	1320	1414	1975
Round 30"	18	30	-	UR1830	1145	1183	1216	1255	1315	1909
Round 36"	18	36	-	UR1836	1310	1370	1431	1491	1585	2256

### SPECIFY

Code Footing Fabric

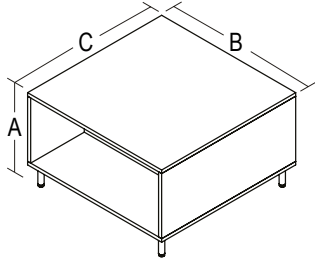
CU -  - H -

**Specify Code:** Consult the above product code list.

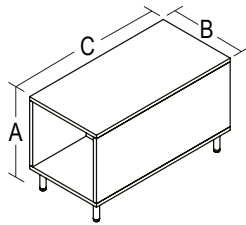
**Fabric:** Refer to the current Artopex seating fabric card in effect.



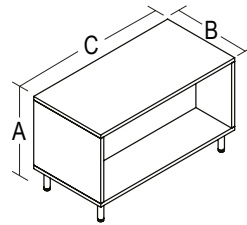
## OCCASIONAL OPEN TABLE - with legs



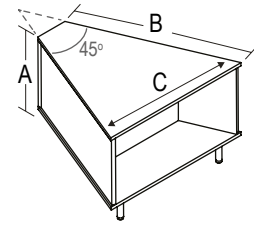
OOS183030



OOi181530



OCi181530



OCA183030

**Weight / Volume**

67,5 lbs / 9,4 Cu.Ft.

39,5 lbs / 4,7 Cu.Ft.

39,5 lbs / 4,7 Cu.Ft.

39,3 lbs / 8,7 Cu.Ft.

	A	B	C	CODE	Price
Square	18	29 ½	29 ½	OOS183030	743
Rectangular	18	14 ¾	29 ½	OOi181530	647
Rectangular	18	14 ¾	29 ½	OCi181530	621
Triangular	18	29 ½	29 ½	OCA183030	748

**SPECIFY**

**OPTION**

Code Footing Laminate Division Footing color M-Outlet

CUT -  - P -  -  -  -

**Specify Code:** Consult the above product code list.

**Laminate:** Refer to the current Artopex laminate finish card in effect.

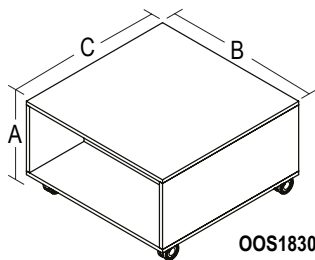
**Division (laminate):** Refer to the current Artopex laminate finish card in effect.

**Division (metal):** Specify the color: Abyss (3113), Amber (3108), Black (3067), Charcoal (3064), Fossil (3102), Grenadine (3044), Polar White (3002), Silver (3090), Smoothie (3109), Source (3106).

**Footing colors:** Specify the color choice for the metal: Black (3067) or Silver (3090).

**Option Multi-outlet:** (M6) Multi-outlet option, add \$660.

## OCCASIONAL OPEN TABLE - with casters



OOS183030

**Weight / Volume**

67,5 lbs / 9,4 Cu.Ft.

	A	B	C	CODE	Price
Square	18	29 ½	29 ½	OOS183030	886

**SPECIFY**

Code Footing Laminate Division

CUT -  - H -  -

**Specify Code:** Consult the above product code list.

**Laminate:** Refer to the current Artopex laminate finish card in effect.

**Division (laminate):** Refer to the current Artopex laminate finish card in effect.

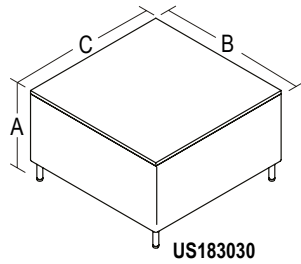
**Division (metal):** Specify the color: Abyss (3113), Amber (3108), Black (3067), Charcoal (3064), Fossil (3102), Grenadine (3044), Polar White (3002), Silver (3090), Smoothie (3109), Source (3106).



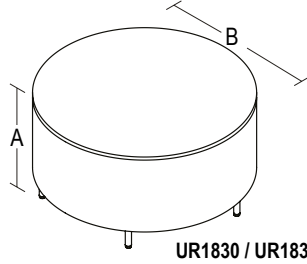
**\*\*\*WARNING\*\*\***

Multi-outlets are NOT available on the occasional open table with casters.

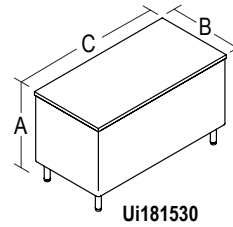
## UPHOLSTERED OCCASIONAL TABLE - with legs



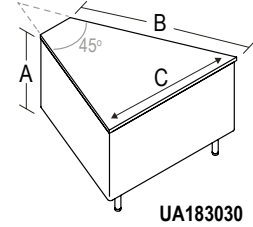
US183030



UR1830 / UR1836



Ui181530



UA183030

Weight / Volume	C.O.M. Fabric
85 lbs / 17,4 Cu.Ft.	2,0 yd (1,85 m)
80 lbs / 17,4 Cu.Ft.	1,5 yd (1,4 m)
85 lbs / 17,4 Cu.Ft.	2,2 yd (2 m)
55 lbs / 9 Cu.Ft.	1,1 yd (1 m)
80 lbs / 17,4 Cu.Ft.	1,6 yd (1,45 m)

	Code			Fabric						
	A	B	C	Gr.1	COM / Gr.2	Gr.3	Gr.4	Gr.5	Leather	
Square	18	29½	29½	US183030	1007	1040	1078	1117	1183	1474
Round 30"	18	30	-	UR1830	1128	1161	1194	1221	1276	1518
Round 36"	18	36	-	UR1836	1320	1364	1414	1458	1529	1788
Rectangular	18	14¾	29½	Ui181530	743	759	781	803	836	1144
Triangular	18	29½	29½	UA183030	996	1029	1056	1084	1133	1386

### SPECIFY

### OPTION

CUT -  Code -  Footing -  P -  Laminate -  Footing color -  Fabric -  M-Outlet -

**Specify Code:** Consult the above product code list.

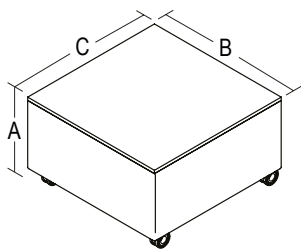
**Laminate:** Refer to the current Artopex laminate finish card in effect.

**Footing colors:** Specify the color choice for the metal: Black (3067) or Silver (3090).

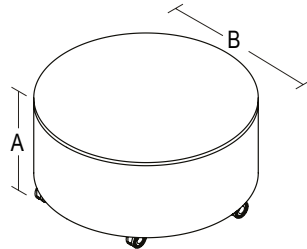
**Fabric:** Refer to the current Artopex seating fabric card in effect.

**Option Multi-outlet: (M6)** Multi-outlet option, add \$660.

## UPHOLSTERED OCCASIONAL TABLE - with casters



US183030



UR1830 / UR1836

Weight / Volume	C.O.M. Fabric
85 lbs / 17,4 Cu.Ft.	2,0 yd (1,85 m)
80 lbs / 17,4 Cu.Ft.	1,5 yd (1,4 m)
85 lbs / 17,4 Cu.Ft.	2,2 yd (2 m)

	Code			Fabric						
	A	B	C	Gr.1	COM / Gr.2	Gr.3	Gr.4	Gr.5	Leather	
Square	18	29½	29½	US183030	1150	1183	1221	1260	1326	1617
Round 30"	18	30	-	UR1830	1310	1343	1376	1403	1458	1700
Round 36"	18	36	-	UR1836	1502	1546	1596	1640	1711	1970

### SPECIFY

CUT -  Code -  Footing -  H -  Laminate -  Fabric -

**Specify Code:** Consult the above product code list.

**Laminate:** Refer to the current Artopex laminate finish card in effect.

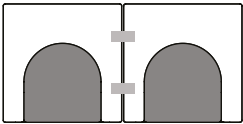
**Fabric:** Refer to the current Artopex seating fabric card in effect.



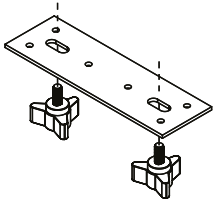
\*\*\*WARNING\*\*\*

Multi-outlets are NOT available on the upholstered occasional table with casters.

## COMPLEMENTS - ganging brackets



Quick link system used to join Cuadro modules together.  
Metal anchors are installed under armchairs and occasional tables to secure the bracket.  
Black finish, sold in pairs.  
\*\* To join 2 modules together, 2 ganging brackets are needed.



	CODE	Price
2 brackets	AC-FLCU	35

## COMPLEMENTS - cable fasteners



Plastic fasteners attach under armchairs and tables to hold cabling.  
Shipped in packages of 5. Hardware kit included.  
Black finish.

	CODE	Price
5 fasteners	AC-EWF1C	11

The Cyrano series chairs, love seats, sofas, benches and ottomans are modular and can be placed together to form various configurations. They can then be joined using ganging brackets located under the seat. All models can be ordered with or without backrest, and with or without arms. Cyrano is available with metal "Deco" style footings from the Artopex Air Line series or with casters (1 place chairs only).

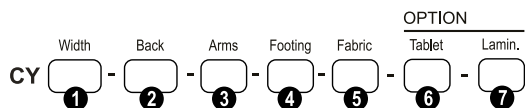
Two models are available to create curved configurations: chairs with forward-arched backs and chairs with backward-arched backs.

The backrest and the seat are made of a plywood frame covered with an Ultra-Flex® membrane, high-density polyurethane foam and a layer of moisture-wicking fiber. The arms are made of a plywood frame covered by a reinforced nylon membrane and polyurethane foam.

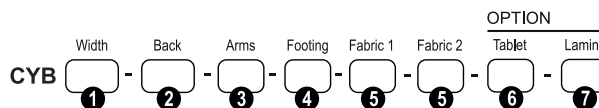


**SPECIFICATION**

**1 fabric**



**2 fabrics**



**1 Width**



- 1  
1 place
- 2  
2 places
- 3  
3 places

**2 Back**




- UB  
With back
- NB  
No back

**3 Arms**



- FC  
2 arms
- FR  
Arm at right
- FL  
Arm at left
- NA  
No arms

**4 Footings**



- D  
Deco
- H  
Casters (1 place only)

**5 Fabric**

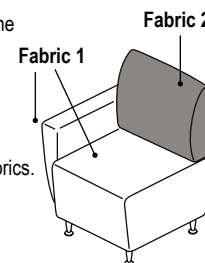
Refer to the current Artopex seating fabric card in effect.

**Fabric 1 and Fabric 2 (two-colored chair)**

Refer to the current Artopex seating fabric card in effect, the highest grade applies to the entire chair.

Fabric 1 and Fabric 2 can be specified in different fabrics.

The illustration indicates the positioning of the different fabrics.



**6 Optional writing tablet**

The writing tablet made of 1" T.F.L. (Thermally Fused Laminate) or H.P.L. (High Pressure Laminate). Can be installed at left or at right on all Cyrano models, with or without arms. The tubular support has a 3090 silver finish.

- TLL  
T.F.L.  
At left of user
- TRL  
T.F.L.  
At right of user
- TLS  
H.P.L.  
At left of user
- TRS  
H.P.L.  
At right of user

**Dimensions**

- A: 9" (229 mm)
- B: 15" (381 mm)
- C: 27½" (699 mm)

**Weight / Volume**

10 lbs / 0.75 Cu.Ft

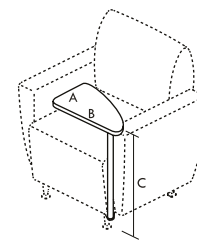
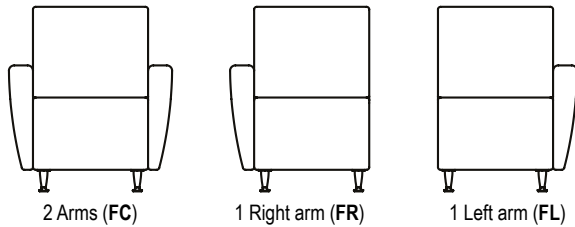
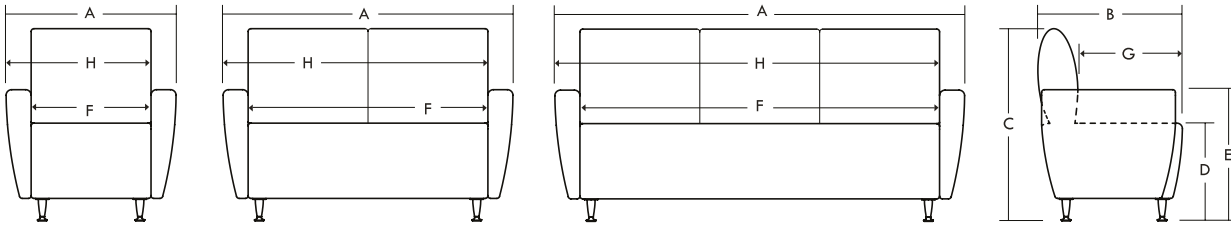


Illustration: At left of user.

**7 Laminate (matching edge)**

Refer to the current Artopex laminate finish card in effect.

## ARMCHAIR, LOVE SEAT and SOFA - 1, 2 and 3 places - with arm[s]



### Dimensions (inches)

A	30	1 place
A	52	2 places
A	74	3 places
B	27	
C	34	
D	18	
E	25	
F	22	1 place
F	44	2 places
F	66	3 places
G	19,25	
H	26	1 place
H	48	2 places
H	70	3 places

### Weight / Volume

70 lbs / 25,5 Cu.Ft.	1 place
85 lbs / 55 Cu.Ft.	2 places
110 lbs / 66 Cu.Ft.	3 places

### C.O.M. Fabric - 1 place

1,4 yd (1,3 m)	back
2,3 yd (2,1 m)	seat + 1 arm
3,0 yd (2,7 m)	seat + 2 arms

### C.O.M. Fabric - 2 places

1,9 yd (1,7 m)	back
3,1 yd (2,8 m)	seat + 1 arm
3,8 yd (3,5 m)	seat + 2 arms

### C.O.M. Fabric - 3 places

2,8 yd (2,6 m)	back
3,7 yd (3,4 m)	seat + 1 arm
4,4 yd (4 m)	seat + 2 arms

	Arms	Fabric					Leather
		Gr.1	COM / Gr.2	Gr.3	Gr.4	Gr.5	
Armchair	FC	1572	1678	1783	1887	2064	2542
Armchair	FR, FL	1403	1487	1571	1653	1791	2199
Love seat	FC	2283	2430	2576	2723	2969	3763
Love seat	FR, FL	2096	2221	2346	2472	2680	3515
Sofa	FC	3051	3241	3430	3619	3935	5011
Sofa	FR, FL	2864	3032	3200	3368	3645	4762

### 1 FABRIC

#### SPECIFY

Width  - Arms  - Footing  - Fabric  - Tablet  - Laminate

#### OPTIONS

CY  - UB  -  -  -  -

### 2 FABRICS

#### SPECIFY

Width  - Arms  - Footing  - Fabric 1  - Fabric 2  - Tablet  - Laminate

#### OPTIONS

CYB  - UB  -  -  -  -  -

Specify Width: (1, 2 or 3).

Arms: 2 arms (FC), 1 arm to the right of the user (FR) or 1 arm to the left of the user (FL).

Footing: Deco (D) or casters \* (H). \* Casters available only on the Armchair 1 place.

Fabric: Refer to the current Artopex seating fabric card in effect.

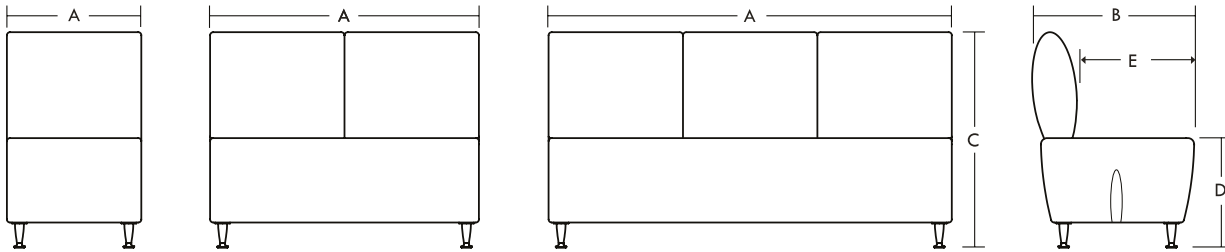
Fabric 1 (seat and arms) and fabric 2 (backrest): Refer to the current Artopex seating fabric card in effect, the highest grade applies to the entire chair.

Options Tablet (T.F.L. finish): To the left of the user (TLL) or to the right of the user (TRL), add \$405 ea.

Tablet (H.P.L. finish): To the left of the user (TLS) or to the right of the user (TRS), add \$465 ea.

Laminate: Refer to the current Artopex laminate finish card in effect.

CHAIR, LOVE SEAT and SOFA - 1, 2 and 3 places - no arms



**Dimensions (inches)**  
 A 22 1 place  
 A 44 2 places  
 A 66 3 places  
 B 27  
 C 34  
 D 18  
 E 19,25

**Weight / Volume**  
 50 lbs / 15,5 Cu.Ft. 1 place  
 65 lbs / 55 Cu.Ft. 2 places  
 90 lbs / 55 Cu.Ft. 3 places

**C.O.M. Fabric - 1 place**  
 1,4 yd (1,3 m) back  
 1,6 yd (1,5 m) seat

**C.O.M. Fabric - 2 places**  
 1,9 yd (1,7 m) back  
 2,5 yd (2,3 m) seat

**C.O.M. Fabric - 3 places**  
 2,8 yd (2,6 m) back  
 3,1 yd (2,8 m) seat

	Width	Fabric					Leather
		Gr.1	COM / Gr.2	Gr.3	Gr.4	Gr.5	
Armchair	1	1236	1297	1359	1419	1519	1857
Love seat	2	1906	2008	2112	2214	2387	2988
Sofa	3	2647	2791	2936	3078	3318	4215

**1 FABRIC**

**SPECIFY** \_\_\_\_\_ **OPTIONS** \_\_\_\_\_

Width Footing Fabric Tablet Laminate

CY  - UB - NA -  -  -  -

**2 FABRICS**

**SPECIFY** \_\_\_\_\_ **OPTIONS** \_\_\_\_\_

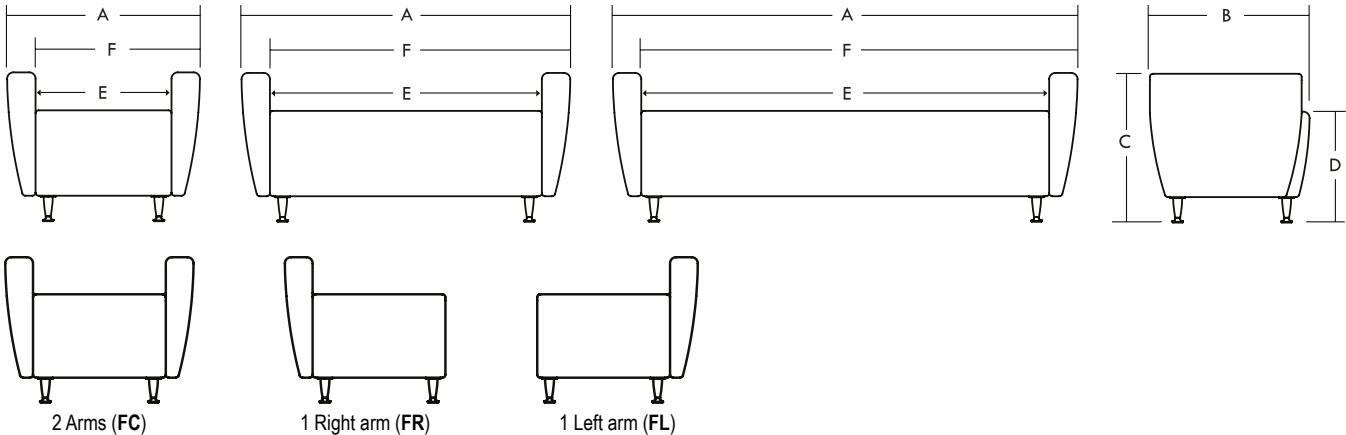
Width Footing Fabric 1 Fabric 2 Tablet Laminate

CYB  - UB - NA -  -  -  -  -

Specify **Width:** (1, 2 or 3).  
**Footing:** Deco (D) or casters \* (H). \* Casters available only on the Armchair 1 place.  
**Fabric:** Refer to the current Artopex seating fabric card in effect.  
**Fabric 1 (seat and arms) and fabric 2 (backrest):** Refer to the current Artopex seating fabric card in effect, the highest grade applies to the entire chair.

Options **Tablet (T.F.L. finish):** To the left of the user (TLL) or to the right of the user (TRL), add \$405 ea.  
**Tablet (H.P.L. finish):** To the left of the user (TLS) or to the right of the user (TRS), add \$465 ea.  
**Laminate:** Refer to the current Artopex laminate finish card in effect.

## BENCH - 1, 2 and 3 places - with arms



### Dimensions (inches)

A	30	1 place
A	52	2 places
A	74	3 places
B	25	
C	25	
D	18	
E	22	1 place
E	44	2 places
E	66	3 places
F	26	1 place
F	48	2 places
F	70	3 places

### Weight / Volume

55 lbs / 25,5 Cu.Ft.	1 place
70 lbs / 55 Cu.Ft.	2 places
90 lbs / 66 Cu.Ft.	3 places

### C.O.M. Fabric - 1 place

2,3 yd (2,1 m)	seat + 1 arm
3,0 yd (2,7 m)	seat + 2 arms

### C.O.M. Fabric - 2 places

3,1 yd (2,8 m)	seat + 1 arm
3,8 yd (3,5 m)	seat + 2 arms

### C.O.M. Fabric - 3 places

3,7 yd (3,4 m)	seat + 1 arm
4,4 yd (4 m)	seat + 2 arms

	Arms	Fabric					Leather
		Gr.1	COM / Gr.2	Gr.3	Gr.4	Gr.5	
1 place	FC	1264	1343	1421	1499	1631	2025
1 place	FR, FL	1077	1134	1191	1249	1342	1777
2 places	FC	1627	1722	1815	1910	2068	2682
2 places	FR, FL	1440	1513	1585	1659	1779	2433
3 places	FC	2093	2202	2312	2420	2603	3423
3 places	FR, FL	1906	1993	2082	2169	2313	3175

### SPECIFY

Width  - NB - Arms  - Footing  - Fabric  - Tablet  - Laminate

### OPTIONS

**Specify Width:** (1, 2 or 3).

**Arms:** 2 arms (FC), 1 arm to the right of the user (FR) or 1 arm to the left of the user (FL).

**Footing:** Deco (D) or casters \* (H). \* Casters available only on the Bench 1 place.

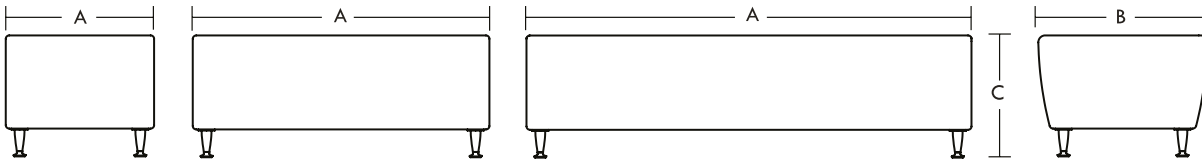
**Fabric:** Refer to the current Artopex seating fabric card in effect.

**Options Tablet (T.F.L. finish):** To the left of the user (TLL) or to the right of the user (TRL), add \$405 ea.

**Tablet (H.P.L. finish):** To the left of the user (TLS) or to the right of the user (TRS), add \$465 ea.

**Laminate:** Refer to the current Artopex laminate finish card in effect.

## OTTOMAN - 1, 2 and 3 places - no arms



**Dimensions (inches)**

A	22	1 place
A	44	2 places
A	66	3 places
B	24,5	
C	18	

**Weight / Volume**

40 lbs / 15,5 Cu.Ft.	1 place
60 lbs / 41 Cu.Ft.	2 places
75 lbs / 55 Cu.Ft.	3 places

**C.O.M. Fabric**

1,8 yd (1,7 m)	1 place
2,6 yd (2,4 m)	2 places
3,3 yd (3 m)	3 places

	Width	Fabric					Leather
		Gr.1	COM / Gr.2	Gr.3	Gr.4	Gr.5	
1 place	1	891	927	960	997	1053	1532
2 places	2	1274	1324	1374	1425	1509	2026
3 places	3	1741	1808	1873	1937	2042	2701

**SPECIFY**

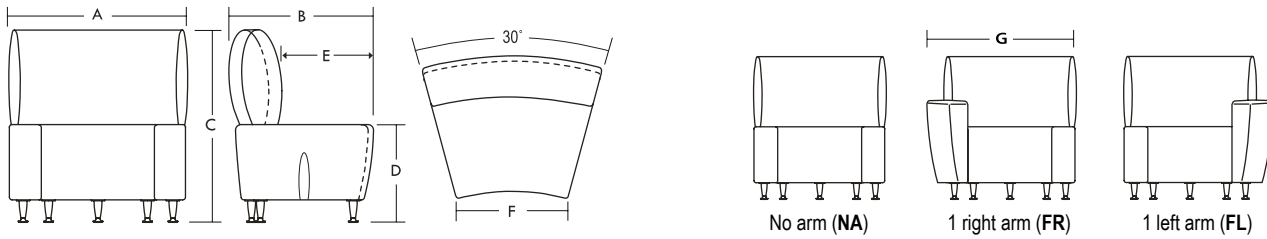
**OPTIONS**

CY  Width - NB - NA -  Footing -  Fabric -  Tablet -  Laminate

**Specify** Width: (1, 2 or 3).  
**Footing:** Deco (D) or casters \* (H). \* Casters available only on the Ottoman 1 place.  
**Fabric:** Refer to the current Artopex seating fabric card in effect.  
**Options** **Tablet (T.F.L. finish):** To the left of the user (TLL) or to the right of the user (TRL), add \$405 ea.  
**Tablet (H.P.L. finish):** To the left of the user (TLS) or to the right of the user (TRS), add \$465 ea. .  
**Laminate:** Refer to the current Artopex laminate finish card in effect.



## ARMCHAIR - 1 place - with back 30° EXTERIOR angle



### Dimensions (inches)

A	34
B	27
C	34
D	18
E	19,25
F	21
G	38

### Weighth / Volume

60 lbs / 25,5 Cu.Ft.

### C.O.M. Fabric

1,4 yd (1,3 m)	back
1,8 yd (1,65 m)	seat
2,5 yd (2,3 m)	seat + 1 arm

	Arms	Fabric					
		Gr.1	COM / Gr.2	Gr.3	Gr.4	Gr.5	Leather
1 place	NA	1579	1654	1730	1806	1992	2261
1 place	FR, FL	1766	1863	1960	2057	2281	2654

### 1 FABRIC

#### SPECIFY

#### OPTIONS

CYC - EB -  Arms - D -  Fabric -  Tablet -  Laminate

### 2 FABRICS

#### SPECIFY

#### OPTIONS

CYBC - EB -  Arms - D -  Fabric 1 -  Fabric 2 -  Tablet -  Laminate

**Specify Arms:** No arms (NA), 1 arm to the right of the user (FR) or 1 arm to the left of the user (FL).

**Fabric:** Refer to the current Artopex seating fabric card in effect.

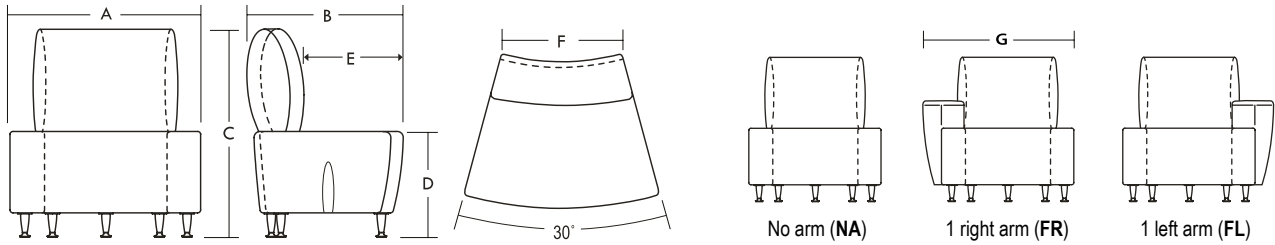
**Fabric 1 (seat and arm) and fabric 2 (backrest):** Refer to the current Artopex seating fabric card in effect, the highest grade applies to the entire chair.

**Options Tablet (T.F.L. finish):** To the left of the user (TLL) or to the right of the user (TRL), add \$405 ea.

**Tablet (H.P.L. finish):** To the left of the user (TLS) or to the right of the user (TRS), add \$465 ea.

**Laminate:** Refer to the current Artopex laminate finish card in effect.

## ARMCHAIR – 1 place – with back 30° INTERIOR angle



### Dimensions (inches)

A	34
B	27
C	34
D	18
E	19,25
F	21
G	38

### Weight / Volume

60 lbs / 25,5 Cu.Ft.

### C.O.M. Fabric

1,4 yd (1,3 m)	back
1,8 yd (1,65 m)	seat
2,5 yd (2,3 m)	seat + 1 arm

	Arms	Fabric					Leather
		Gr.1	COM / Gr.2	Gr.3	Gr.4	Gr.5	
1 place	NA	1527	1603	1683	1755	1870	2209
1 place	FR, FL	1714	1812	1913	2005	2159	2603

### 1 FABRIC

#### SPECIFY

#### OPTIONS

CYC - IB -  Arms - D -  Fabric -  Tablet -  Laminate

### 2 FABRICS

#### SPECIFY

#### OPTIONS

CYBC - IB -  Arms - D -  Fabric 1 -  Fabric 2 -  Tablet -  Laminate

**Specify Arms:** No arms (NA), 1 arm to the right of the user (FR) or 1 arm to the left of the user (FL).

**Fabric:** Refer to the current Artopex seating fabric card in effect.

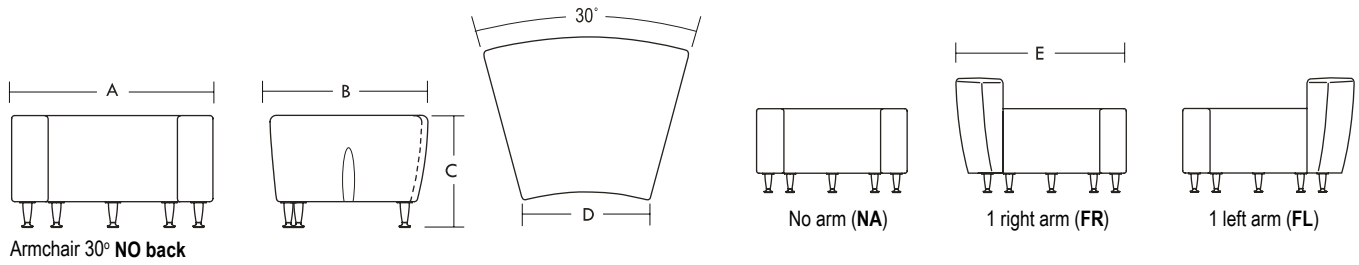
**Fabric 1 (seat and arm) and fabric 2 (backrest):** Refer to the current Artopex seating fabric card in effect, the highest grade applies to the entire chair.

**Options Tablet (T.F.L. finish):** To the left of the user (TLL) or to the right of the user (TRL), add \$405 ea.

**Tablet (H.P.L. finish):** To the left of the user (TLS) or to the right of the user (TRS), add \$465 ea.

**Laminate:** Refer to the current Artopex laminate finish card in effect.

## OTTOMAN 30° angle - 1 place



### Dimensions (inches)

A	34
B	27
C	18
D	21
E	38

### Weight / Volume

50 lbs / 25,5 Cu.Ft.

### C.O.M. Fabric

1,8 yd (1,65 m)	seat
2,5 yd (2,3 m)	seat + 1 arm

	Arms	Fabric					
		Gr.1	COM / Gr.2	Gr.3	Gr.4	Gr.5	Leather
1 place	NA	1103	1158	1213	1268	1329	1789
1 place	FR, FL	1290	1367	1443	1519	1618	2182

### SPECIFY

### OPTIONS

Arms      Fabric      Tablet      Laminate  
 CYC - NB -  - D -  -  -

**Specify Arms:** No arms (NA), 1 arm to the right of the user (FR) or 1 arm to the left of the user (FL).

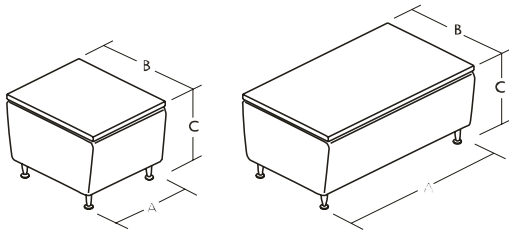
**Fabric:** Refer to the current Artopex seating fabric card in effect.

**Options Tablet (T.F.L. finish):** To the left of the user (TLL) or to the right of the user (TRL), add \$405 ea.

**Tablet (H.P.L. finish):** To the left of the user (TLS) or to the right of the user (TRS), add \$465 ea.

**Laminate:** Refer to the current Artopex laminate finish card in effect.

## upholstered occasional table



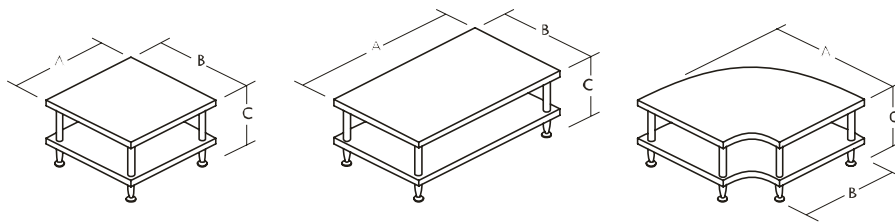
Upholstered occasional table with Deco footings, nickel finish.  
1" T.F.L. (Thermally Fused Laminate) top with matching edge.

**Weight / Volume**  
60 lbs / 10 Cu.Ft. **T2422**  
100 lbs / 20 Cu.Ft. **T2444**

**C.O.M. Fabric**  
1,7 yd (1,6 m) **T2422**  
2,3 yd (2,1 m) **T2444**

Dimensions			Code	Fabric					
A	B	C		Gr.1	COM / Gr.2	Gr.3	Gr.4	Gr.5	Leather
22	24½	18	<b>T2422</b>	993	1027	1064	1098	1154	1301
44	24½	18	<b>T2444</b>	1497	1547	1595	1641	1723	1959

## occasional open table



Occasional table with open space 7" high.  
Deco footings and posts with a nickel finish.  
1" T.F.L. (Thermally Fused Laminate) top and tablet with matching edge.

**Weight / Volume**  
60 lbs / 6,5 Cu.Ft. **S2121**  
90 lbs / 10 Cu.Ft. **S2136**  
90 lbs / 10 Cu.Ft. **C2127**

Dimensions			Code	Price	
A	B	C			
21	21	13	<b>S2121</b>	770	square table
36	21	13	<b>S2136</b>	880	rectangle table
27	21	13	<b>C2127</b>	990	rounded table

### SPECIFY

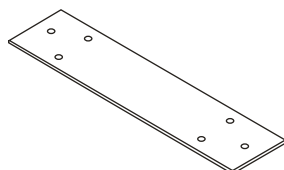
CYT -  - L1 -  -

**Specify Code:** Consult the above product code list.

**Laminate:** Refer to the current Artopex laminate finish card in effect.

**Fabric (T2422 and T2444):** Refer to the current Artopex seating fabric card in effect.

## junction plate



Metal bracket used to join 2 Cyrano modules together.  
Attaches under the modules, not visible.  
Use 1 bracket to attach 2 modules, **with the exception of high-traffic areas**, where 2 brackets are recommended.

		Price
1 bracket	<b>CY-FJP-N</b>	28

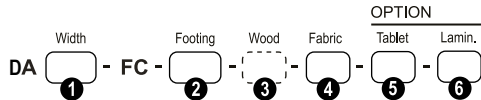
The Dyna series of armchairs, love seats and sofas are available with a choice of wood, aluminum or chrome footings.

The backrest and the seat are made of a hardwood plywood frame. The structure of the seat is covered with an Ultra-Flex® membrane. The both structure are covered with a high-density polyurethane foam and a layer of moisture-wicking fiber.

The arms are made of a plywood frame covered by a reinforced nylon membrane and polyurethane foam.



**SPECIFICATION**



**1 Width**



- 1 1 place
- 2 2 places
- 3 3 places

**2 Footings**



- W Wood
- A Aluminum
- C Chrome

**3 Wood** (specify only if "W" footing is selected)

Refer to the Artopex "Symphony" wood finish card "Wood-Seating Collection" section.

**4 Fabric**

Refer to the current Artopex seating fabric card in effect.

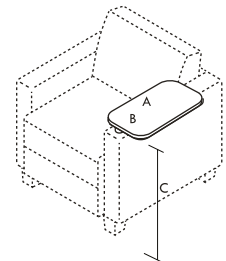
**5 Writing tablet option**

The writing tablet made of 1" T.F.L. (Thermally Fused Laminate) or H.P.L. (High Pressure Laminate) with matching edge. Can be installed on at left or at right on all Dyna models. The tubular support has a 3090 silver finish.

- TLL T.F.L. At left of user
- TRL T.F.L. At right of user
- TLS H.P.L. At left of user
- TRS H.P.L. At right of user

**Dimensions**  
 A: 9" (229 mm)  
 B: 15" (381 mm)  
 C: 27½" (699 mm)

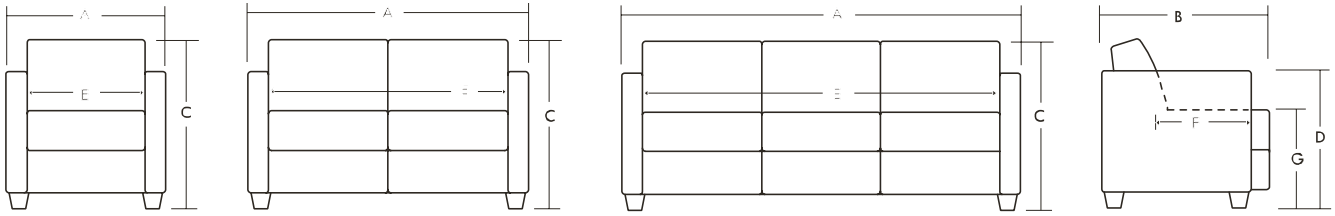
**Weight / Volume**  
 10 lbs / 0.75 Cu.Ft



**6 Laminate** (matching edge)

Refer to the current Artopex laminate finish card in effect.

## ARMCHAIR, LOVE SEAT and SOFA - 1, 2 and 3 places



### Dimensions (inches)

A	29,5	1 place
A	50,5	2 places
A	71,5	3 places
B	30	
C	30	
D	25	
E	21	1 place
E	42	2 places
E	63	3 places
F	18,5	
G	18,5	

### Weight / Volume

70 lbs / 25,5 Cu.Ft.	1 place
90 lbs / 55 Cu.Ft.	2 places
120 lbs / 66 Cu.Ft.	3 places

### C.O.M. Fabric

3,9 yd (3,6 m)	1 place
5,6 yd (5,1 m)	2 places
7,2 yd (6,6 m)	3 places

	Width	Fabric					
		Gr.1	COM / Gr.2	Gr.3	Gr.4	Gr.5	Leather
Armchair	1	1095	1177	1249	1315	1425	2112
Love Seat	2	1733	1832	1931	2030	2195	3295
Sofa	3	2294	2426	2563	2695	2921	4356

### SPECIFY

Width      Footing      Wood      Fabric      Tablet      Laminate

DA  - FC -  -  -  -  -

Specify Width: (1, 2 or 3).

**Footing:** Wood (W), Aluminum (A) or Chrome (C).

**Wood (if footing W):** Refer to "Symphony" Artopex card, "Wood-Seating collection" section in effect.

**Fabric:** Refer to the current Artopex seating fabric card in effect.

Option **Tablet (T.F.L. finish):** To the left of the user (TLL) or to the right of the user (TRL), add \$405 ea.

**Tablet (H.P.L. finish):** To the left of the user (TLS) or to the right of the user (TRS), add \$465 ea.

**Laminate:** Refer to the current Artopex laminate finish card in effect.

The Element series modules are available in a variety of shapes, widths and heights. The product has glides and some models are available with casters.

The seat is composed of a wood structure, covered in polyurethane foam and a layer of moisture-wicking fiber, with a fabric cover.

Optional topstitching is available on the top of some modules. The topstitching patterns match the Air Line series – Deco and Techno.

Occasional tables with fabric bases are available in different shapes, widths and heights.







Occasional table

### MODULE

#### SPECIFICATION

#### OPTION

EN -  -  -  - 

#### 1 Code

Refer to price list.



Round  
PR



Square  
PS



Rectangle  
Pi



Triangle  
PT



Trapezoid  
PZ



Parallelogram  
right- PD



Parallelogram  
left - PG



Arch  
PC



Truncated  
square  
PN



Truncated  
rectangle  
PM



Single link  
PV



Double link  
PW

#### 2 Footings

\* Casters available on selected models only.

**H**

Casters for  
soft surface

**S**

Casters for  
hard surface

**G**

Glides

#### 3 Fabric

Refer to the current Artopex seating fabric card in effect.

#### 4 Stitching options

\* Topstitching on selected models only.

See product description in the price list for exact stitching pattern.








• STD  
Deco  
Curves



• STT  
Techno  
Linear

### TABLE

#### SPECIFICATION

EN -  -  -  -  - 

#### 1 Code

Refer to price list.



Round  
TMAR



Square  
TMAS

#### 2 L1 / S1

**L1**

T.F.L.  
surface 1"

**S1**

H.PL  
surface 1"

#### 3 Laminate

Refer to the current Artopex laminate finish card in effect.

#### 4 Footings

**G**

Glides

#### 5 Fabric

Refer to the current Artopex seating fabric card in effect.

# active seating

price list - LOUNGE

Active seating modules, aim to counter sedentary office work by providing a sitting position that engages stabilizer muscles. They are round and available in 12", 14" and 18" diameter and in 16", 20", 24" and 26" heights.





The seat is composed of a wood structure, covered in polyurethane foam and a layer of moisture-wicking fiber, with a fabric cover.

The base has a charcoal molded plastic disk with rounded sides. (The base is always 12" in diameter regardless of the diameter of the module.)

A colored strap on the side, helps with moving the module.



## SPECIFICATION

ENA -  -  -  - 

### 1 Code

See price list.



Round  
PR

### 2 Footing

F  
Charcoal disk base

### 3 Fabric

Refer to the current Artopex seating fabric card in effect.

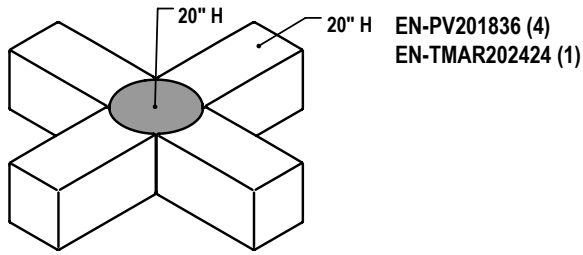
### 4 Strap

H01 Black  
H02 Charcoal  
H03 Grey  
H04 Red  
H05 Orange  
H06 Yellow  
H07 Blue

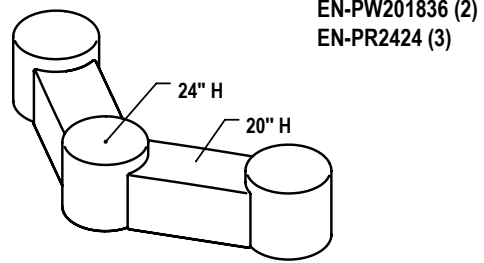


"SINGLE LINK" AND "DOUBLE LINK" MODULES CREATES JUNCTIONS BETWEEN 24" ROUND MODULES

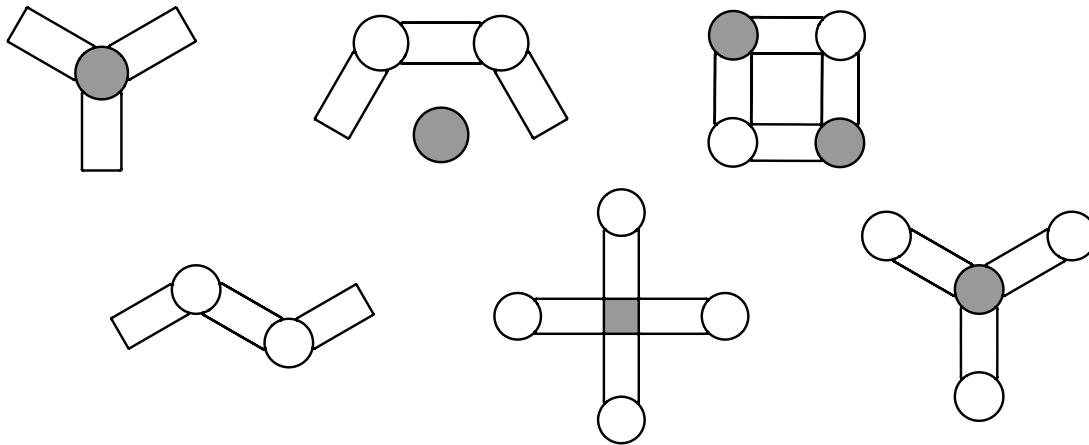
CONFIGURATION #1



CONFIGURATION #2

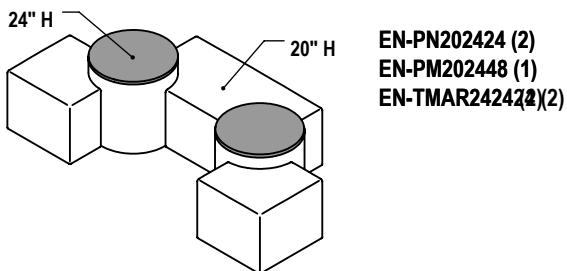


TYPICALS

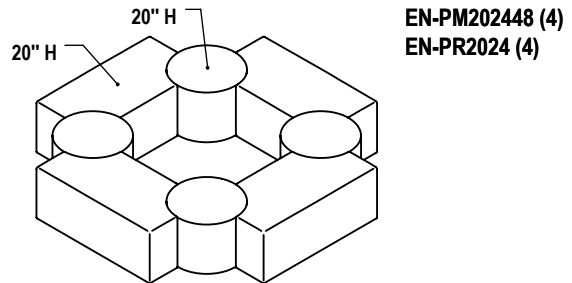


"TRUNCATED SQUARE" AND "TRUNCATED RECTANGLE" MODULES CREATE CLUSTERS WITH 24" ROUND MODULES

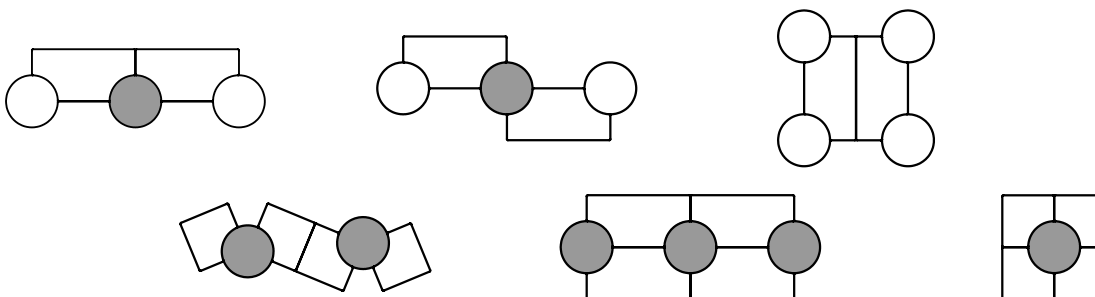
CONFIGURATION #3



CONFIGURATION #4

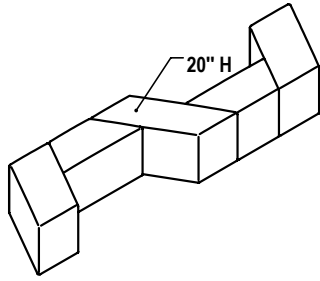


TYPICALS



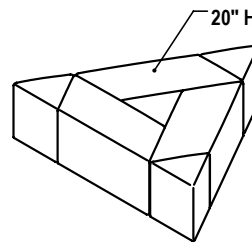
TRAPEZOID AND PARALLELOGRAM MODULES CREATE GEOMETRIC CLUSTERS WITH TRIANGLE AND 18" SQUARE MODULES

CONFIGURATION #5



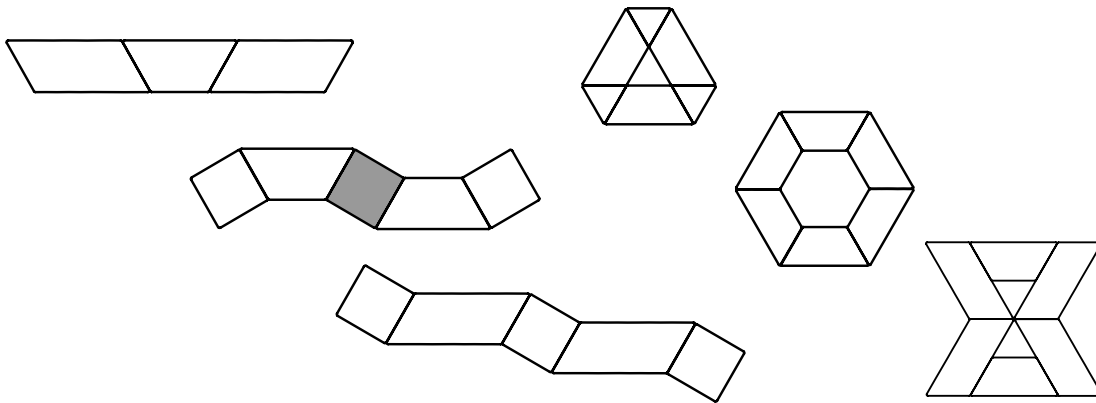
EN-PD201836 (1)  
EN-PG201836 (2)  
EN-PZ201836 (2)

CONFIGURATION #6



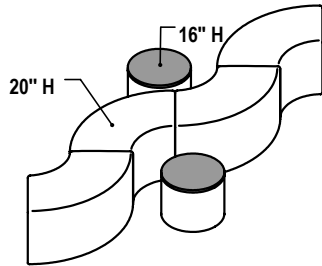
EN-PG201836 (3)  
EN-PT2018 (3)

TYPICALS



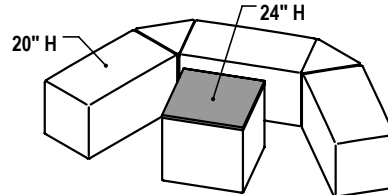
SQUARE, ROUND AND TRIANGLE TABLES COMPLEMENT PERFECTLY ELEMENT MODULES

CONFIGURATION #7



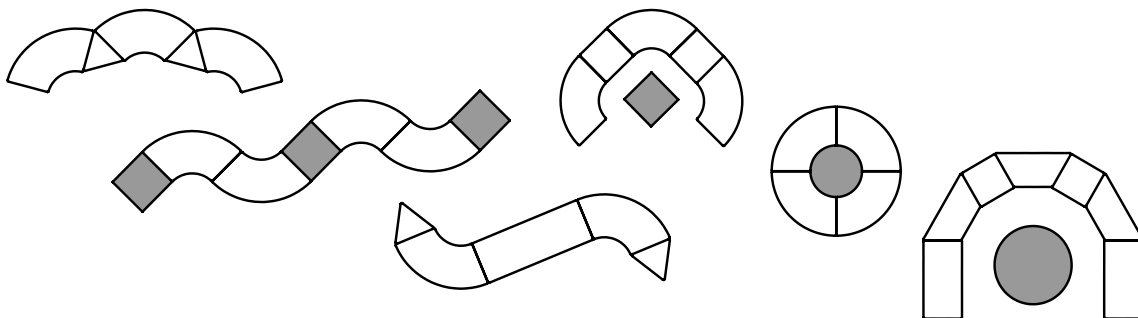
EN-PC201890 (4)  
EN-TMAR161818 (2)

CONFIGURATION #8

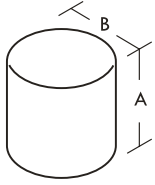


EN-Pi201836 (3)  
EN-PT2018 (2)  
EN-TMAS242424 (1)

TYPICALS



## MODULES - round, square and rectangle



STD

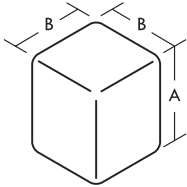


STT



Weight / Volume	C.O.M. Fabric
25 lbs / 4,6 Cu.Ft.	1,6 yd (1,5 m)
25 lbs / 4,6 Cu.Ft.	1,6 yd (1,5 m)
25 lbs / 4,6 Cu.Ft.	1,6 yd (1,5 m)
55 lbs / 11,4 Cu.Ft.	2,5 yd (2,3 m)
55 lbs / 11,4 Cu.Ft.	2,5 yd (2,3 m)
55 lbs / 11,4 Cu.Ft.	2,5 yd (2,3 m)
70 lbs / 18,4 Cu.Ft.	3,5 yd (3,2 m)
70 lbs / 18,4 Cu.Ft.	3,5 yd (3,2 m)

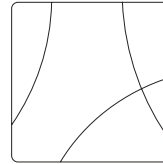
Dimensions			Code	Fabric						
A	B	C		Gr.1	COM / Gr.2	Gr.3	Gr.4	Gr.5	Leather	Topstitching
16	18		<b>PR1618</b>	420	454	485	517	571	791	35
20	18		<b>PR2018</b>	431	465	496	528	582	835	35
24	18		<b>PR2418</b>	448	482	513	545	598	890	35
16	24		<b>PR1624</b>	711	769	821	876	967	1260	35
20	24		<b>PR2024</b>	733	791	843	898	989	1326	35
24	24		<b>PR2424</b>	766	824	876	931	1022	1414	35
16	36		<b>PR1636</b>	930	1000	1070	1141	1260	1781	45
20	36		<b>PR2036</b>	968	1038	1109	1179	1298	1880	45



STD



18 and 24



36

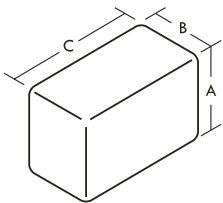
STT



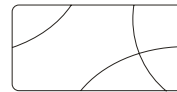
18, 24 and 36

30 lbs / 4,6 Cu.Ft.	1,8 yd (1,65 m)
30 lbs / 4,6 Cu.Ft.	1,8 yd (1,65 m)
30 lbs / 4,6 Cu.Ft.	1,8 yd (1,65 m)
60 lbs / 11,4 Cu.Ft.	2,7 yd (2,5 m)
60 lbs / 11,4 Cu.Ft.	2,7 yd (2,5 m)
60 lbs / 11,4 Cu.Ft.	2,7 yd (2,5 m)
80 lbs / 17,4 Cu.Ft.	3,7 yd (3,4 m)
80 lbs / 17,4 Cu.Ft.	3,7 yd (3,4 m)


16	18		<b>PS161818</b>	459	499	538	580	647	864	35
20	18		<b>PS201818</b>	470	510	549	591	658	908	35
24	18		<b>PS241818</b>	486	527	565	607	674	963	35
16	24		<b>PS162424</b>	754	820	884	953	1063	1408	35
20	24		<b>PS202424</b>	776	842	906	975	1085	1474	35
24	24		<b>PS242424</b>	809	875	939	1008	1118	1562	35
16	36		<b>PS163636</b>	968	1038	1111	1180	1298	1902	45
20	36		<b>PS203636</b>	1007	1077	1150	1219	1337	2001	45



STD



STT



25 lbs / 9 Cu.Ft.	2,0 yd (1,8 m)
35 lbs / 9 Cu.Ft.	2,4 yd (2,2 m)
55 lbs / 9 Cu.Ft.	2,5 yd (2,3 m)
55 lbs / 9 Cu.Ft.	2,5 yd (2,3 m)
70 lbs / 22,2 Cu.Ft.	3,2 yd (3,0 m)
70 lbs / 22,2 Cu.Ft.	3,2 yd (3,0 m)

20	14	24	<b>Pi201424</b>	457	497	536	578	645	851	40
20	14	30	<b>Pi201430</b>	523	569	614	661	739	1106	40
16	18	36	<b>Pi161836</b>	649	696	745	793	873	1419	40
20	18	36	<b>Pi201836</b>	671	718	767	815	895	1485	40
16	18	48	<b>Pi161848</b>	871	935	1001	1064	1172	1808	45
20	18	48	<b>Pi201848</b>	904	968	1034	1097	1205	1896	45

### SPECIFY

### OPTION

Code      Footing      Fabric      Topstitching

EN  -  -  -

**Specify Code:** Consult the above product code list.

**Footing\*:** Glides (G), casters for soft surface (H) or casters for hard surface (S).

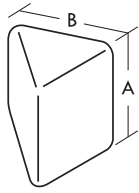
\* Casters are available only on the 18" or 24" round or square modules and the 16" or 20" high.

**Fabric:** Refer to the current Artopex seating fabric card in effect.

**Option Topstitching:** Curves (STD) or linear (STT).

Refer to the "Topstitching" column in the price list for the upcharge in effect.

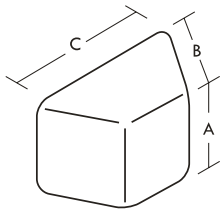
## MODULES – triangle, trapezoid and parallelogram



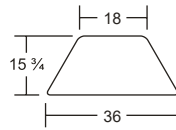
Weight / Volume	C.O.M. Fabric
25 lbs / 4,6 Cu.Ft.	1,4 yd (1,3 m)
25 lbs / 4,6 Cu.Ft.	1,4 yd (1,3 m)

### TRIANGLE

Dimensions	Code	Fabric					
		Gr.1	COM / Gr.2	Gr.3	Gr.4	Gr.5	Leather
A B							
16 18	<b>PT1618</b>	385	411	439	465	514	642
20 18	<b>PT2018</b>	396	422	450	476	525	686

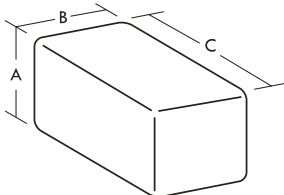


Weight / Volume	C.O.M. Fabric
55 lbs / 9 Cu.Ft.	2,5 yd (2,3 m)
55 lbs / 9 Cu.Ft.	2,5 yd (2,3 m)

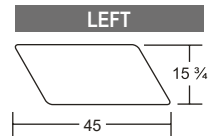
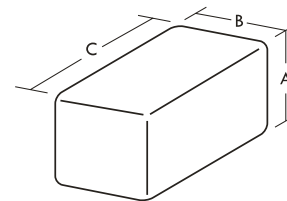
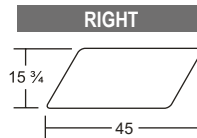


### TRAPEZOID

Dimensions	Code	Fabric					
		Gr.1	COM / Gr.2	Gr.3	Gr.4	Gr.5	Leather
A B C							
16 18 36	<b>PZ161836</b>	671	718	768	816	899	1426
20 18 36	<b>PZ201836</b>	693	740	790	838	921	1492



Weight / Volume	C.O.M. Fabric
70 lbs / 22,2 Cu.Ft.	3,0 yd (2,7 m)
70 lbs / 22,2 Cu.Ft.	3,0 yd (2,7 m)
70 lbs / 22,2 Cu.Ft.	3,0 yd (2,7 m)
70 lbs / 22,2 Cu.Ft.	3,0 yd (2,7 m)



### PARALLELOGRAM

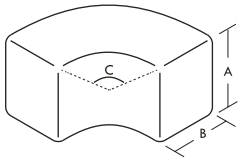
Dimensions	Code	Fabric					
		Gr.1	COM / Gr.2	Gr.3	Gr.4	Gr.5	Leather
A B C							
<b>RIGHT</b> 16 18 36	<b>PD161836</b>	798	856	914	974	1073	1761
<b>RIGHT</b> 20 18 36	<b>PD201836</b>	831	889	947	1007	1106	1849
<b>LEFT</b> 16 18 36	<b>PG161836</b>	798	856	914	974	1073	1761
<b>LEFT</b> 20 18 36	<b>PG201836</b>	831	889	947	1007	1106	1849

### SPECIFY

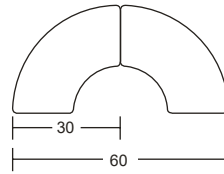
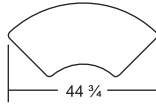
Code                      Fabric  
 EN -  - G -

Specify Code: Consult the above product code list.  
 Fabric: Refer to the current Artopex seating fabric card in effect.

## MODULES - arch, truncated and link



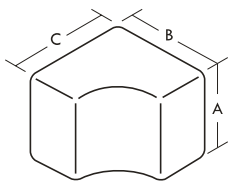
ARCH



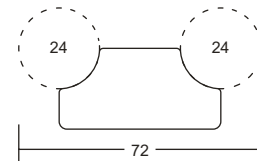
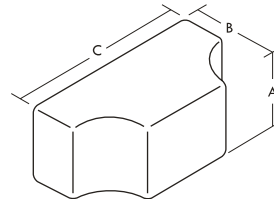
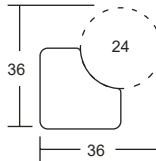
Weight / Volume	C.O.M. Fabric
70 lbs / 22,2 Cu.Ft.	2,8 yd (2,6 m)
70 lbs / 22,2 Cu.Ft.	2,8 yd (2,6 m)



Dimensions			Code	Fabric						
A	B	C		Gr.1	COM / Gr.2	Gr.3	Gr.4	Gr.5	Leather	
16	18	90	PC161890	746	795	845	894	976	1568	
20	18	90	PC201890	779	828	878	927	1009	1656	



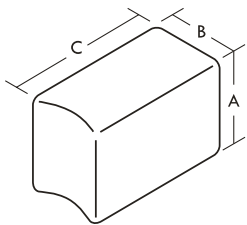
TRUNCATED



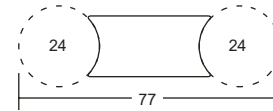
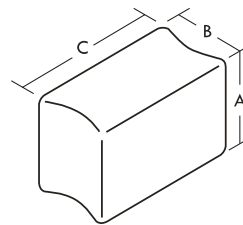
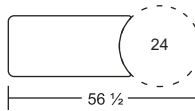
Weight / Volume	C.O.M. Fabric
60 lbs / 11,4 Cu.Ft.	2,7 yd (2,5m)
60 lbs / 11,4 Cu.Ft.	2,7 yd (2,5m)
85 lbs / 22,2 Cu.Ft.	3,8 yd (3,5m)
85 lbs / 22,2 Cu.Ft.	3,8 yd (3,5m)



Dimensions			Code	Fabric						
A	B	C		Gr.1	COM / Gr.2	Gr.3	Gr.4	Gr.5	Leather	
16	24	24	PN162424	781	831	880	931	1016	1580	
20	24	24	PN202424	803	853	902	953	1038	1646	
16	24	48	PM162448	998	1074	1150	1227	1353	2310	
20	24	48	PM202448	1031	1107	1183	1260	1386	2398	



LINK



Weight / Volume	C.O.M. Fabric
55 lbs / 9 Cu.Ft.	2,7 yd (2,5m)
55 lbs / 9 Cu.Ft.	2,7 yd (2,5m)
55 lbs / 9 Cu.Ft.	2,7 yd (2,5m)
55 lbs / 9 Cu.Ft.	2,7 yd (2,5m)



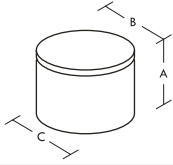
Dimensions			Code	Fabric						
A	B	C		Gr.1	COM / Gr.2	Gr.3	Gr.4	Gr.5	Leather	
16	18	36	PV161836	704	756	809	862	952	1685	
20	18	36	PV201836	726	778	831	884	974	1751	
16	18	36	PW161836	738	791	845	899	988	1723	
20	18	36	PW201836	760	813	867	921	1010	1789	

### SPECIFY

Code                      Fabric  
 EN  - G -

Specify Code: Consult the above product code list.  
 Fabric: Refer to the current Artopex seating fabric card in effect.

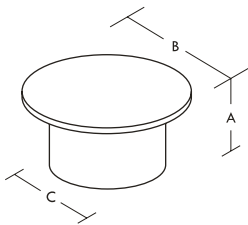
### ROUND TABLES with fabric base



Surface available in 1" Thermally Fused Laminate (L1) or 1" High Pressure Laminate (S1) with matching edge.  
Round upholstered base.

Weight / Volume	C.O.M. Fabric
40 lbs / 4,6 Cu.Ft.	1,4 yd (1,3 m)
40 lbs / 4,6 Cu.Ft.	1,4 yd (1,3 m)
40 lbs / 4,6 Cu.Ft.	1,4 yd (1,3 m)
40 lbs / 4,6 Cu.Ft.	1,4 yd (1,3 m)
40 lbs / 4,6 Cu.Ft.	1,4 yd (1,3 m)
40 lbs / 4,6 Cu.Ft.	1,4 yd (1,3 m)
70 lbs / 11,4 Cu.Ft.	1,8 yd (1,6 m)
70 lbs / 11,4 Cu.Ft.	1,8 yd (1,6 m)
70 lbs / 11,4 Cu.Ft.	1,8 yd (1,6 m)
70 lbs / 11,4 Cu.Ft.	1,8 yd (1,6 m)
70 lbs / 11,4 Cu.Ft.	1,8 yd (1,6 m)
70 lbs / 11,4 Cu.Ft.	1,8 yd (1,6 m)
100 lbs / 18,4 Cu.Ft.	2,5 yd (2,3 m)
100 lbs / 18,4 Cu.Ft.	2,5 yd (2,3 m)
100 lbs / 18,4 Cu.Ft.	2,5 yd (2,3 m)
100 lbs / 18,4 Cu.Ft.	2,5 yd (2,3 m)

Dimensions			Code	Surface	Fabric					
A	B	C			Gr.1	COM / Gr.2	Gr.3	Gr.4	Gr.5	Leather
16	18	18	TMAR161818	L1	546	570	595	619	660	812
16	18	18	TMAR161818	S1	611	635	659	683	725	866
20	18	18	TMAR201818	L1	557	581	606	630	671	856
20	18	18	TMAR201818	S1	622	646	670	694	736	910
24	18	18	TMAR241818	L1	573	597	623	647	688	911
24	18	18	TMAR241818	S1	638	662	686	711	752	965
16	24	24	TMAR162424	L1	858	890	922	954	1008	1330
16	24	24	TMAR162424	S1	950	982	1015	1047	1101	1406
20	24	24	TMAR202424	L1	880	912	944	976	1030	1396
20	24	24	TMAR202424	S1	972	1004	1037	1069	1123	1472
24	24	24	TMAR242424	L1	913	945	977	1009	1063	1484
24	24	24	TMAR242424	S1	1005	1037	1070	1102	1156	1560
16	36	36	TMAR163636	L1	1234	1286	1338	1389	1476	1905
16	36	36	TMAR163636	S1	1422	1474	1526	1577	1664	2093
20	36	36	TMAR203636	L1	1273	1324	1376	1428	1515	2004
20	36	36	TMAR203636	S1	1461	1513	1564	1616	1703	2192



Weight / Volume	C.O.M. Fabric
90 lbs / 18,4 Cu.Ft.	1,8 yd (1,6 m)
90 lbs / 18,4 Cu.Ft.	1,8 yd (1,6 m)
90 lbs / 18,4 Cu.Ft.	1,8 yd (1,6 m)
90 lbs / 18,4 Cu.Ft.	1,8 yd (1,6 m)

Dimensions			Code	Surface	Fabric					
A	B	C			Gr.1	COM / Gr.2	Gr.3	Gr.4	Gr.5	Leather
20	36	24	TMAR203624	L1	987	1019	1052	1084	1137	1484
20	36	24	TMAR203624	S1	1166	1198	1230	1262	1316	1662
24	36	24	TMAR243624	L1	1020	1052	1085	1117	1170	1572
24	36	24	TMAR243624	S1	1199	1231	1263	1295	1349	1750

#### SPECIFY

EN -  -  -  - G -

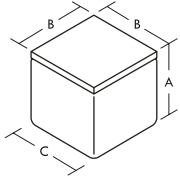
**Specify Code:** Consult the above product code list.

**L1 / S1:** Specify the type of finish and thickness of the surface T.F.L. 1" (L1) or H.P.L. 1" (S1).

**Laminate:** Refer to the current Artopex laminate finish card in effect.

**Fabric:** Refer to the current Artopex seating fabric card in effect.

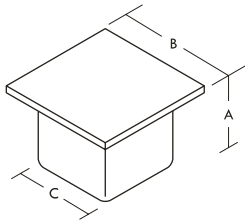
## SQUARE TABLES with fabric base



The surface is available in 1" Thermally Fused Laminate (L1) or 1" High Pressure Laminate (S1) with matching edge. Square upholstered base.

Weight / Volume	C.O.M. Fabric
45 lbs / 4,6 Cu.Ft.	1,6 yd (1,5 m)
45 lbs / 4,6 Cu.Ft.	1,6 yd (1,5 m)
45 lbs / 4,6 Cu.Ft.	1,6 yd (1,5 m)
45 lbs / 4,6 Cu.Ft.	1,6 yd (1,5 m)
45 lbs / 4,6 Cu.Ft.	1,6 yd (1,5 m)
45 lbs / 4,6 Cu.Ft.	1,6 yd (1,5 m)
75 lbs / 11,4 Cu.Ft.	1,8 yd (1,6 m)
75 lbs / 11,4 Cu.Ft.	1,8 yd (1,6 m)
75 lbs / 11,4 Cu.Ft.	1,8 yd (1,6 m)
75 lbs / 11,4 Cu.Ft.	1,8 yd (1,6 m)
75 lbs / 11,4 Cu.Ft.	1,8 yd (1,6 m)
75 lbs / 11,4 Cu.Ft.	1,8 yd (1,6 m)
105 lbs / 18,4 Cu.Ft.	2,7 yd (2,5 m)
105 lbs / 18,4 Cu.Ft.	2,7 yd (2,5 m)
105 lbs / 18,4 Cu.Ft.	2,7 yd (2,5 m)
105 lbs / 18,4 Cu.Ft.	2,7 yd (2,5 m)

Dimensions			Code	Surface	Fabric					
A	B	C			Gr.1	COM / Gr.2	Gr.3	Gr.4	Gr.5	Leather
16	18	18	TMAS161818	L1	597	628	659	690	741	977
16	18	18	TMAS161818	S1	675	706	737	768	821	1049
20	18	18	TMAS201818	L1	608	639	670	701	752	1021
20	18	18	TMAS201818	S1	686	717	748	779	832	1093
24	18	18	TMAS241818	L1	625	656	686	717	769	1076
24	18	18	TMAS241818	S1	703	734	765	795	848	1148
16	24	24	TMAS162424	L1	884	925	965	1005	1073	1608
16	24	24	TMAS162424	S1	1015	1055	1096	1136	1203	1738
20	24	24	TMAS202424	L1	906	947	987	1027	1095	1674
20	24	24	TMAS202424	S1	1037	1077	1118	1158	1225	1804
24	24	24	TMAS242424	L1	939	980	1020	1060	1128	1762
24	24	24	TMAS242424	S1	1070	1110	1151	1191	1258	1892
16	36	36	TMAS163636	L1	1159	1212	1266	1320	1409	2034
16	36	36	TMAS163636	S1	1373	1427	1481	1535	1624	2248
20	36	36	TMAS203636	L1	1198	1251	1305	1359	1448	2133
20	36	36	TMAS203636	S1	1411	1465	1519	1573	1662	2347



Weight / Volume	C.O.M. Fabric
95 lbs / 18,4 Cu.Ft.	1,8 yd (1,6 m)
95 lbs / 18,4 Cu.Ft.	1,8 yd (1,6 m)
95 lbs / 18,4 Cu.Ft.	1,8 yd (1,6 m)
95 lbs / 18,4 Cu.Ft.	1,8 yd (1,6 m)

Dimensions			Code	Surface	Fabric					
A	B	C			Gr.1	COM / Gr.2	Gr.3	Gr.4	Gr.5	Leather
20	36	24	TMAS203624	L1	1095	1134	1175	1216	1283	1861
20	36	24	TMAS203624	S1	1339	1379	1420	1461	1528	2107
24	36	24	TMAS243624	L1	1128	1167	1208	1249	1316	1949
24	36	24	TMAS243624	S1	1372	1412	1453	1494	1561	2195

### SPECIFY

Code    L1 / S1    Laminate    Footing    Fabric

EN -  -  -  - G -

Specify Code: Consult the above product code list.

L1 / S1: Specify the type of finish and thickness of the surface T.F.L. 1" (L1) or H.P.L. 1" (S1).

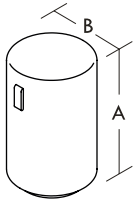
Laminate: Refer to the current Artopex laminate finish card in effect.

Fabric: Refer to the current Artopex seating fabric card in effect.

# active seating

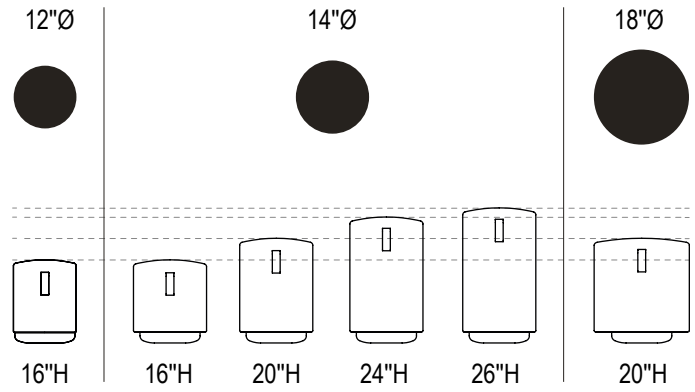
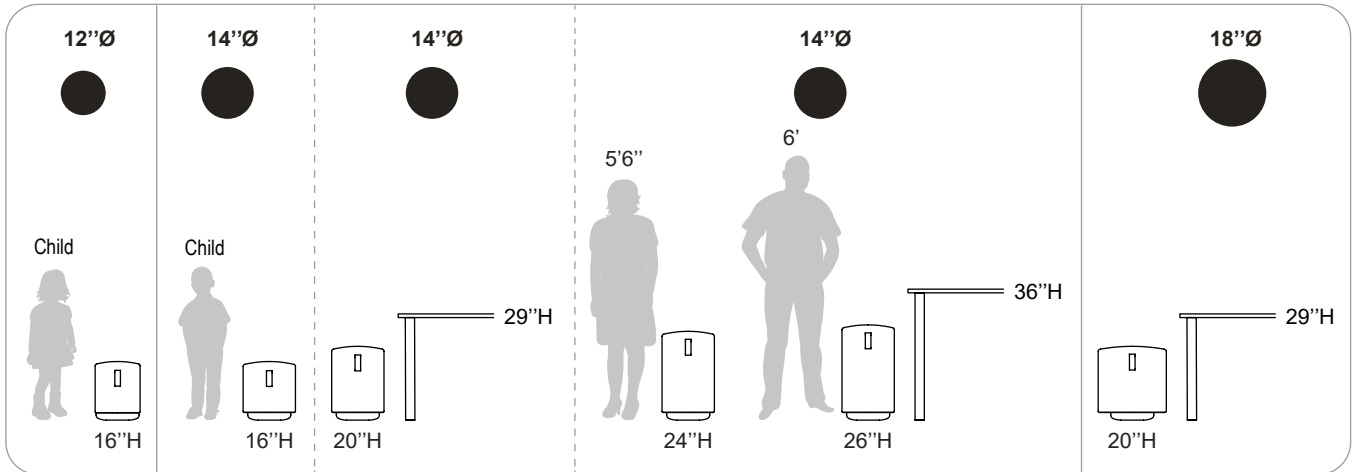
price list - LOUNGE

## MODULE - round active seating



Weight / Volume	C.O.M. Fabric
15 lbs / 4,6 Cu.Ft.	1,0 yd (0,9 m)
15 lbs / 4,6 Cu.Ft.	1,2 yd (1,1 m)
20 lbs / 4,6 Cu.Ft.	1,3 yd (1,2 m)
20 lbs / 4,6 Cu.Ft.	1,4 yd (1,3 m)
20 lbs / 4,6 Cu.Ft.	1,5 yd (1,4 m)
25 lbs / 4,6 Cu.Ft.	1,6 yd (1,5 m)

Dimensions	Code	Fabric					
		Gr.1	COM / Gr.2	Gr.3	Gr.4	Gr.5	Leather
16 12	PR1612	402	424	440	457	490	644
16 14	PR1614	435	457	479	495	528	693
20 14	PR2014	446	468	490	506	539	726
24 14	PR2414	462	484	512	545	589	770
26 14	PR2614	473	495	523	556	600	814
20 18	PR2018	534	567	600	633	688	952



### SPECIFY

Code Footing Fabric Strap  
 ENA -  - F -  -

Specify Code: Consult the above product code list.  
 Fabric: Refer to the current Artopex seating fabric card in effect.  
 Strap: Specify the strap color: Black (H01), Charcoal (H02), Grey (H03), Red (H04), Orange (H05), Yellow (H06) or Blue (H07).



**ARMCHAIR**

The Fjord series lounge armchair and footrest are offered with a painted tubular steel base or a 4-prong cross base, in polished aluminum.

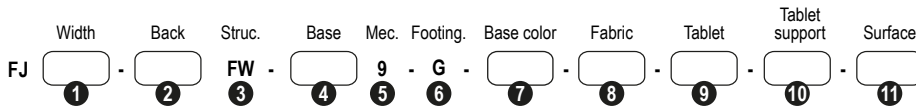
The back and arms are composed of a hardwood plywood reinforced with steel plates and covered with high-density polyurethane foam and a layer of moisture-wicking fiber.

The seat is made of a hardwood plywood frame covered with a Ultra-Flex® membrane, high-density polyurethane foam and a layer of moisture-wicking fiber.



**SPECIFICATION**

**OPTIONS**



**1 Width**

For armchair with tubular base or 4-prong base.



2 Standard 0 Footrest

**2 Back - height**



M - Medium H - High

**3 Structure**



FW FW- FLEX seat fabric wood back

**4 Base**



04 - Tubular XC - 4-prong base, swivel polished aluminum only 02 - Tubular Footrest

**5 Mechanism**

9 - 360° swivel (XC base only)

**6 Footing**

G - Patins

**7 Base colors**

- 04 - Tubular:
- 3113 Abyss
  - 3108 Amber
  - 3067 Black
  - 3064 Charcoal
  - 3102 Fossil
  - 3044 Grenadine
  - 3002 Polar White
  - 3090 Silver
  - 3109 Smoothie
  - 3106 Source

XC - 4-prong base, swivel: polished aluminum

**8 Fabric**

Refer to the current Artopex seating fabric card in effect.

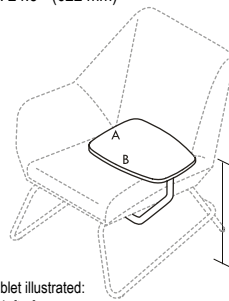
**9 Optional writing tablet**

The writing tablet made of 1 1/8" T.F.L. (Thermally Fused Laminate) or H.P.L. (High Pressure Laminate). Factory assembled on the right or left, reversible. **M** (T.F.L.) or **S** (H.P.L.) must be specified in front of the color code of the current Artopex laminate finish card. 2 - 1/2" thick spacers are provided with the tablet to allow height adjustment during installation.

- TLL T.F.L. At left of user
- TRL T.F.L. At right of user
- TLS H.P.L. At left of user
- TRS H.P.L. At right of user

**Tubular base**

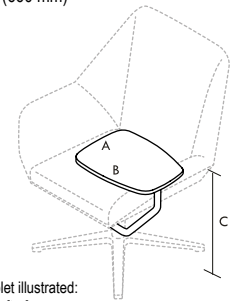
**Dimensions**  
A: 12" (305 mm)  
B: 16" (406 mm)  
C: 24.5" (622 mm)



Tablet illustrated: At left of user.

**4-prong base**

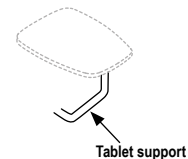
**Dimensions**  
A: 12" (305 mm)  
B: 16" (406 mm)  
C: 26" (660 mm)



Tablet illustrated: At left of user.

**10 Tablet support**

- 3113 Abyss
- 3108 Amber
- 3067 Black
- 3064 Charcoal
- 3102 Fossil
- 3044 Grenadine
- 3002 Polar White
- 3090 Silver
- 3109 Smoothie
- 3106 Source



Tablet support

**11 Surface** (matching edge)

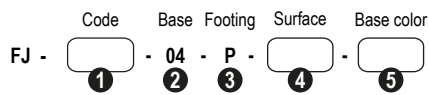
Refer to the current Artopex laminate finish card.

**OCCASIONAL TABLES**

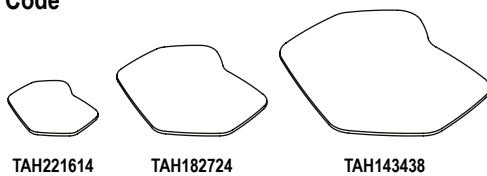
A series of three organically shaped occasional tables complete the Fjord collection. The varying heights according to the surface size allow them to overlap. The table surface is made of particleboard, 1 1/8" laminate on both sides with a 2.5mm PVC edge band. The 3/4" diameter round tubular metal base is available in 10 enamel colors.



**SPECIFICATION**



**1 Code**



**2 Base**

04 - Tubular



**3 Footing**



P - Glides (P)

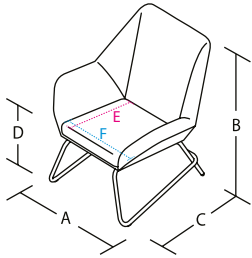
**4 Surface** (matching edge)

Refer to the current Artopex laminate finish card.  
**M** (T.F.L.) or **S** (H.P.L.) must be specified in front of the color code of the current Artopex laminate finish card.

**5 Base colors**

- 3113 Abyss
- 3108 Amber
- 3067 Black
- 3064 Charcoal
- 3102 Fossil
- 3044 Grenadine
- 3002 Polar White
- 3090 Silver
- 3109 Smoothie
- 3106 Source

## ARMCHAIR - tubular base



**Dimensions (inches)**

- A 32
- B 36
- C 28
- D 16.5
- E 19.5 Seat depth
- F 18 Seat width

**Weight / Volume**

45 lbs / 25.5 Cu.Ft.

**C.O.M. Fabric**

3.2 yd (2.9 m)

	Structure	Fabric					Leather
		Gr.1	COM / Gr.2	Gr.3	Gr.4	Gr.5	
Armchair	FW	1700	1755	1815	1876	1975	2525

**SPECIFY**

**OPTIONS**

	Width	Back	Struct.	Base	Footing	Base color	Fabric	Tablet	Tablet support	Surface
FJ	2	-	M	FW	-	04	-	G	-	

**Specify Base colors:** Specify the finish: Abyss (3113), Amber (3108), Black (3067), Charcoal (3064), Fossil (3102), Grenadine (3044), Polar White (3002), Silver (3090), Smoothie (3109) or Source (3106)..

**Fabric:** Refer to the current Artopex seating fabric card.

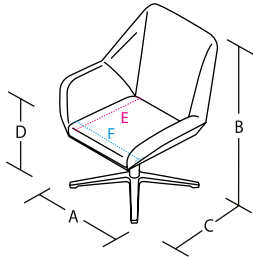
**Options Tablet (T.F.L. finish):** To the left of the user (TLL) or to the right of the user (TRL), add \$405 ea.

**Tablet (H.P.L. finish):** To the left of the user (TLS) or to the right of the user (TRS), add \$465 ea.

**Tablet supports:** Specify the color: Abyss (3113), Amber (3108), Black (3067), Charcoal (3064), Fossil (3102), Grenadine (3044), Polar White (3002), Silver (3090), Smoothie (3109) or Source (3106).

**Surface:** Refer to the current Artopex laminate finish card.

## ARMCHAIR – 4-prong base, swivel



### Dimensions (inches)

A	32
B	38
C	26
D	17.5
E	19.5 Seat depth
F	18 Seat width

### Weight / Volume

45 lbs / 25.5 Cu.Ft.

### C.O.M. Fabric

3.2 yd (2.9 m)

	Structure	Fabric					Leather
		Gr.1	COM / Gr.2	Gr.3	Gr.4	Gr.5	
Armchair	FW	1700	1755	1815	1876	1975	2525

### SPECIFY

### OPTIONS

Width	Back	Struct.	Base	Mec.	Footing	Fabric	Tablet	Tablet support	Surface	
FJ 2	-	M	FW	-	XC	9	-	G	-	<input type="text"/>

**Specify Base colors:** Specify the finish: Abyss (3113), Amber (3108), Black (3067), Charcoal (3064), Fossil (3102), Grenadine (3044), Polar White (3002), Silver (3090), Smoothie (3109) or Source (3106).

**Fabric:** Refer to the current Artopex seating fabric card.

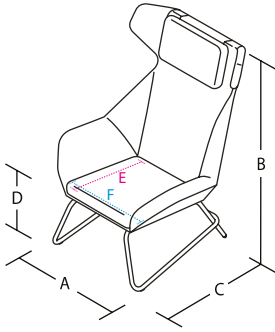
**Options Tablet (T.F.L. finish):** To the left of the user (TLL) or to the right of the user (TRL), add \$405 ea.

**Tablet (H.P.L. finish):** To the left of the user (TLS) or to the right of the user (TRS), add \$465 ea.

**Tablet support:** Specify the color: Abyss (3113), Amber (3108), Black (3067), Charcoal (3064), Fossil (3102), Grenadine (3044), Polar White (3002), Silver (3090), Smoothie (3109) or Source (3106).

**Surface:** Refer to the current Artopex laminate finish card.

## HIGH BACK ARMCHAIR - tubular base



### Dimensions (inches)

A	32
B	43
C	34
D	16.5
E	19.5 Seat depth
F	18 Seat width

### Weight / Volume

75 lbs / 31 Cu.Ft.

### C.O.M. Fabric

4.2 yd (3.9 m)

	Structure	Fabric					Leather
		Gr.1	COM / Gr.2	Gr.3	Gr.4	Gr.5	
High Back Armchair	FW	2035	2112	2189	2266	2393	3190

### SPECIFY

Width	Back	Struct.	Base	Footing	Base color	Fabric	Tablet	Tablet support	Surface
FJ 2	-	H	FW	-	04	-	G	-	( ) - ( ) - ( ) - ( ) - ( )

### OPTIONS

**Specify** **Base colors:** Specify the finish: Abyss (3113), Amber (3108), Black (3067), Charcoal (3064), Fossil (3102), Grenadine (3044), Polar White (3002), Silver (3090), Smoothie (3109) or Source (3106).

**Fabric:** Refer to the current Artopex seating fabric card.

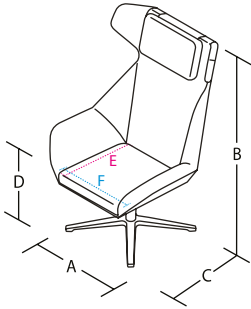
**Options** **Tablet (T.F.L. finish):** To the left of the user (TLL) or to the right of the user (TRL), add \$405 ea.

**Tablet (H.P.L. finish):** To the left of the user (TLS) or to the right of the user (TRS), add \$465 ea.

**Tablet support:** Specify the color: Abyss (3113), Amber (3108), Black (3067), Charcoal (3064), Fossil (3102), Grenadine (3044), Polar White (3002), Silver (3090), Smoothie (3109) or Source (3106).

**Surface:** Refer to the current Artopex laminate finish card.

## HIGH BACK ARMCHAIR – 4-prong base, swivel



### Dimensions (inches)

A	32
B	44
C	32
D	17.5
E	19.5 Seat depth
F	18 Seat width

### Weight / Volume

75 lbs / 31 Cu.Ft.

### C.O.M. Fabric

4,2 yd (3,9 m)

	Structure	Fabric					Leather
		Gr.1	COM / Gr.2	Gr.3	Gr.4	Gr.5	
High Back Armchair	FW	2035	2112	2189	2266	2393	3190

### SPECIFY

Width	Back	Struct.	Base	Mec.	Footing	Fabric	Tablet	Tablet support	Surface
FJ 2	- H	FW	- XC	9	- G	<input type="text"/>	- <input type="text"/>	- <input type="text"/>	- <input type="text"/>

### OPTIONS

**Specify Base colors:** Specify the finish: Abyss (3113), Amber (3108), Black (3067), Charcoal (3064), Fossil (3102), Grenadine (3044), Polar White (3002), Silver (3090), Smoothie (3109) or Source (3106).  
**Fabric:** Refer to the current Artopex seating fabric card.

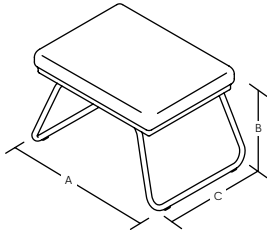
**Options Tablet (T.F.L. finish):** To the left of the user (TLL) or to the right of the user (TRL), add \$405 ea.

**Tablet (H.P.L. finish):** To the left of the user (TLS) or to the right of the user (TRS), add \$465 ea.

**Tablet support:** Specify the color: Abyss (3113), Amber (3108), Black (3067), Charcoal (3064), Fossil (3102), Grenadine (3044), Polar White (3002), Silver (3090), Smoothie (3109) or Source (3106).

**Surface:** Refer to the current Artopex laminate finish card.

## FOOTREST - tubular base



**Dimensions (inches)**

A 24  
B 15.5  
C 18

**Weight / Volume**

20 lbs / 8 Cu.Ft.

**C.O.M. Fabric**

1.3 yd (1.2 m)

	Fabric					
	Gr.1	COM / Gr.2	Gr.3	Gr.4	Gr.5	Leather
Footrest	600	622	649	671	710	798

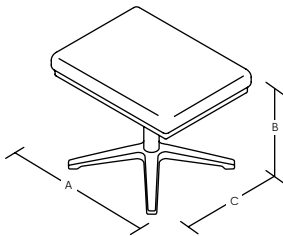
**SPECIFY**

Width    Base    Footing    Base color    Fabric  
**FJ 0 - 02 - G -**  -

**Specify Base colors:** Specify the finish: Abyss (3113), Amber (3108), Black (3067), Charcoal (3064), Fossil (3102), Grenadine (3044), Polar White (3002), Silver (3090), Smoothie (3109) or Source (3106).

**Fabric:** Refer to the current Artopex seating fabric card.

## FOOTREST - 4-prong base, swivel



**Dimensions (inches)**

A 24  
B 16.5  
C 18

**Weight / Volume**

20 lbs / 8 Cu.Ft.

**C.O.M. Fabric**

1.3 yd (1.2 m)

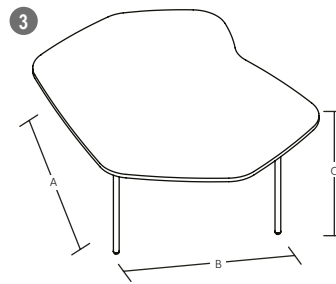
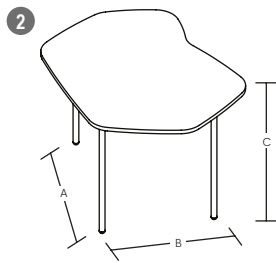
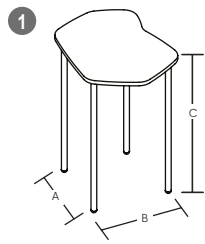
	Fabric					
	Gr.1	COM / Gr.2	Gr.3	Gr.4	Gr.5	Leather
Footrest	600	622	649	671	710	798

**SPECIFY**

Width    Base    Mec.    Footing    Fabric  
**FJ 0 - XC 9 - G -**

**Specify Fabric:** Refer to the current Artopex seating fabric card.

## OCCASIONAL TABLE- tubular base



### Dimensions (inches)

A 16.5  
B 14.8  
C 22

Weight / Volume  
0.7 lbs / 6.8 Cu.Ft.

Dimensions			Code	T.F.L	H.P.L
A	B	C		Price	Price
16 ½	14 ¾	22	TAH221614	458	483

### Dimensions (inches)

A 27.5  
B 24.5  
C 18

Weight / Volume  
1.3 lbs / 14.5 Cu.Ft.

Dimensions			Code	T.F.L	H.P.L
A	B	C		Price	Price
27 ½	24 ½	18	TAH182724	475	545

### Dimensions (inches)

A 38.5  
B 34.5  
C 14

Weight / Volume  
2.2 lbs / 26.3 Cu.Ft.

Dimensions			Code	T.F.L	H.P.L
A	B	C		Price	Price
38 ½	34 ½	14	TAH143438	504	639

## SPECIFY

Code      Base      Footing      Surface      Base color  
 1 FJ - TAH221614 - 04 - P -  -

Code      Base      Footing      Surface      Base color  
 2 FJ - TAH182724 - 04 - P -  -

Code      Base      Footing      Surface      Base color  
 3 FJ - TAH143438 - 04 - P -  -

Specify Surface: Refer to the current Artopex laminate finish card.

Base colors: Specify the finish: Abyss (3113), Amber (3108), Black (3067), Charcoal (3064), Fossil (3102), Grenadine (3044), Polar White (3002), Silver (3090), Smoothie (3109) or Source (3106).



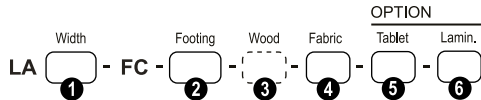
The Lancelot series armchairs, love seats, sofas and ottomans are available with a choice of wood, aluminum or chrome footings.

The backrest and the seat are made of a hardwood plywood frame covered with an Ultra-Flex® membrane, high-density polyurethane foam and a layer of moisture-wicking fiber.

The arms are made of a plywood frame covered by a reinforced nylon membrane and polyurethane foam.



### SPECIFICATION



#### Width



- 1  
1 place
- 2  
2 places
- 3  
3 places

#### Footings



- W  
Wood
- A  
Aluminum
- C  
Chrome

#### Wood (specify only if "W" footing is selected)

Refer to the Artopex "Symphony" wood finish card, "Wood-Seating Collection" section in effect.

#### Fabric

Refer to the current Artopex seating fabric card in effect.

#### Writing tablet option

The writing tablet made of 1" T.F.L. (Thermally Fused Laminate) or H.P.L. (High Pressure Laminate) with matching edge. Can be installed AT left or at right on all Lancelot models. The tubular support has a 3090 silver finish.

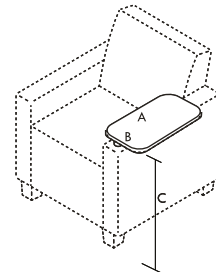
- TLL  
T.F.L.  
At left of user
- TRL  
T.F.L.  
At right of user
- TLS  
H.P.L.  
At left of user
- TRS  
H.P.L.  
At right of user

#### Dimensions

A: 9" (229 mm)  
B: 15" (381 mm)  
C: 27½" (699 mm)

#### Weight / Volume

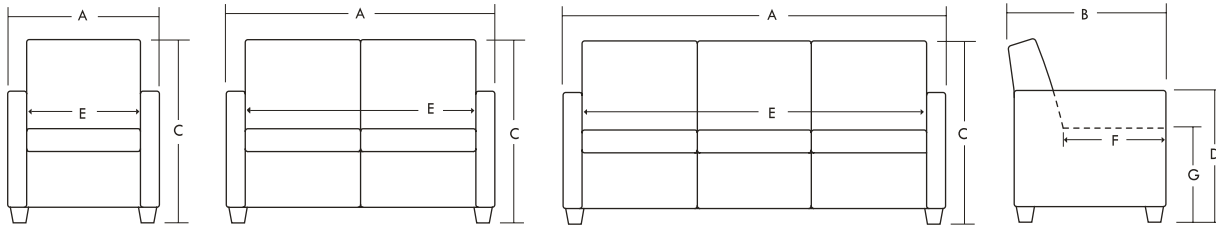
10 lbs / 0.75 Cu.Ft



#### Laminate (matching edge)

Refer to the current Artopex laminate finish card in effect.

## ARMCHAIR, LOVE SEAT and SOFA – 1, 2 and 3 places



### Dimensions (inches)

A	31,5	1 place
A	53	2 places
A	74,5	3 places
B	30	
C	33	
D	26	
E	21,5	1 place
E	43	2 places
E	64,5	3 places
F	19,25	
G	18,5	

### Weight / Volume

70 lbs / 25,5 Cu.Ft.	1 place
90 lbs / 55 Cu.Ft.	2 places
125 lbs / 66 Cu.Ft.	3 places

### C.O.M. Fabric

4,6 yd (4,2 m)	1 place
7,2 yd (6,6 m)	2 places
10 yd (9,15 m)	3 places

	Width	Fabric					Leather
		Gr.1	COM / Gr.2	Gr.3	Gr.4	Gr.5	
Armchair	1	1610	1703	1795	1887	2042	2520
Love Seat	2	2311	2455	2599	2745	2988	3630
Sofa	3	3037	3234	3428	3623	3950	4762

### SPECIFY

Width  - FC - Footing  - Wood  - Fabric  - Tablet  - Laminate

**Specify** Width: (1, 2 or 3).

**Footing:** Wood (W), Aluminum (A) or Chrome (C).

**Wood (if footing W):** Refer to "Symphony" Artopex card, "Wood-Seating collection" section in effect.

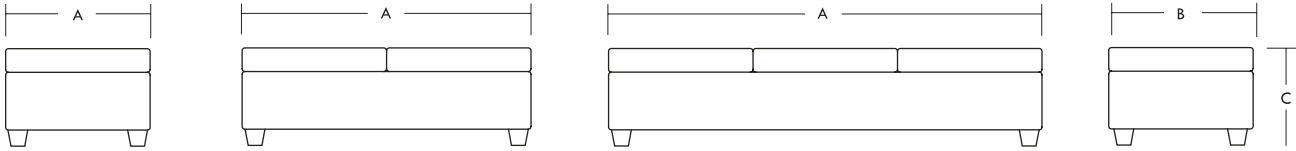
**Fabric:** Refer to the current Artopex seating fabric card in effect.

**Options** **Tablet (T.F.L. finish):** To the left of the user (TLL) or to the right of the user (TRL), add \$405 ea.

**Tablet (H.P.L. finish):** To the left of the user (TLS) or to the right of the user (TRS), add \$465 ea.

**Laminate:** Refer to the current Artopex laminate finish card in effect.

## OTTOMANS - 1, 2 and 3 places



### Dimensions (inches)

A	24	1 place
A	48	2 places
A	72	3 places
B	24	
C	18,5	

### Weight / Volume

50 lbs / 10,0 Cu.Ft.	1 place
65 lbs / 55 Cu.Ft.	2 places
80 lbs / 66 Cu.Ft.	3 places

### C.O.M. Fabric

2,5 yd (2,3 m)	1 place
3,8 yd (3,5 m)	2 places
5,1 yd (4,7 m)	3 places

	Code	Fabric					
		Gr.1	COM / Gr.2	Gr.3	Gr.4	Gr.5	Leather
Ottoman 1 place	1	816	865	913	961	1043	1337
Ottoman 2 places	2	1206	1268	1330	1395	1499	2214
Ottoman 3 places	3	1663	1758	1852	1947	2104	3078

### SPECIFY

Width      Footing      Wood      Fabric

LA  - NA  -  -

**Specify Width:** (1, 2 or 3).

**Footing:** Wood (W), Aluminum (A) or Chrome (C).

**Wood (if footing W):** Refer to "Symphony" Artopex card, "Wood-Seating collection" section in effect.

**Fabric:** Refer to the current Artopex seating fabric card in effect.

# lancelot platform



price list – LOUNGE

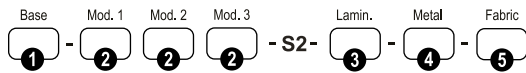
The Lancelot Platform series is modular, installed on a platform with 2 or 3 legs. Chose the base and add the desired modules to create a variety of configurations. The specified configuration will be factory-assembled with the exception of the legs.

The backrest and the seat are composed of a plywood frame covered with an Ultra-Flex® membrane, high-density polyurethane foam and a layer of moisture-wicking fiber. The arms are made of a plywood frame covered by a reinforced nylon membrane and polyurethane foam.

The platform base is made of a 2" thick lightweight "honeycomb" panel, laminated on both sides. The legs are made of 3"x1" tubular steel, "Techno" style footings from the Artopex Air Line series.



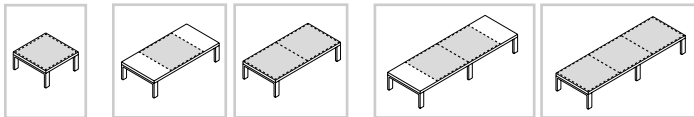
## SPECIFICATION



### Product configuration

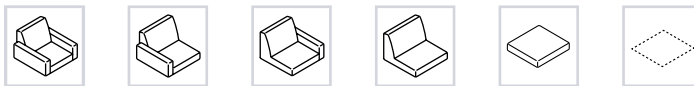
To specify, combine a base with one or more modules.

#### 1 Bases

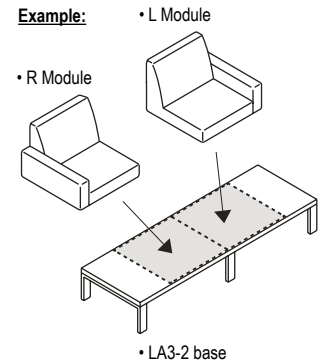


- LA1-1  
1 module
- LA2-1  
1 module
- LA2-2  
2 modules
- LA3-2  
2 modules
- LA3-3  
3 modules

#### 2 Modules



- A  
2 arms
- R  
Right arm
- L  
Left arm
- N  
No arm
- C  
Cushion
- O  
"Table" space



#### 3 Laminate (matching edge)

Refer to the current Artopex laminate finish card in effect.

#### 4 Metal

- 3090 Silver
- 3002 Polar White
- 3067 Black
- 3064 Charcoal

#### 5 Fabric

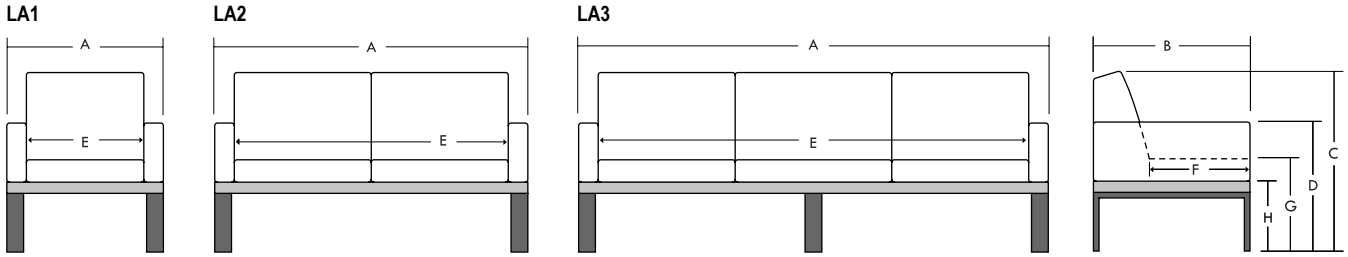
Refer to the current Artopex seating fabric card in effect.

# lancelot platform

price list - LOUNGE

## TECHNICAL REFERENCES

### Bases



#### Dimensions (inches)

A 28,5  
B 28,5  
C 33  
D 25  
E 21  
F 19,5  
G 18  
H 13

#### Dimensions (inches)

A 57  
B 28,5  
C 33  
D 25  
E 49,5  
F 19,5  
G 18  
H 13

#### Dimensions (inches)

A 85,5  
B 28,5  
C 33  
D 25  
E 78  
F 19,5  
G 18  
H 13

#### Weight / Volume

61,6 lbs / 25,5 Cu.Ft.

#### Weight / Volume

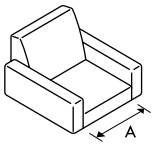
100 lbs / 41,5 Cu.Ft.

#### Weight / Volume

130 lbs / 57,5 Cu.Ft.

### Modules

#### A Module



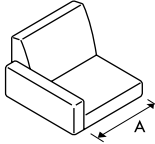
#### Dimensions

A 21

#### C.O.M Fabric

3 yd (2,75 m)

#### R Module



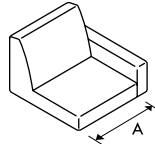
#### Dimensions

A 24,75

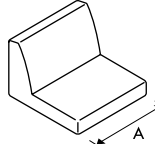
#### C.O.M Fabric

2,8 yd (2,5 m)

#### L Module



#### N Module



#### Dimensions

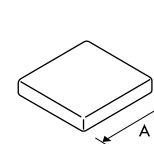
A 28,5

#### C.O.M Fabric

2,5 yd (2,3 m) N

1,7 yd (1,6 m) C

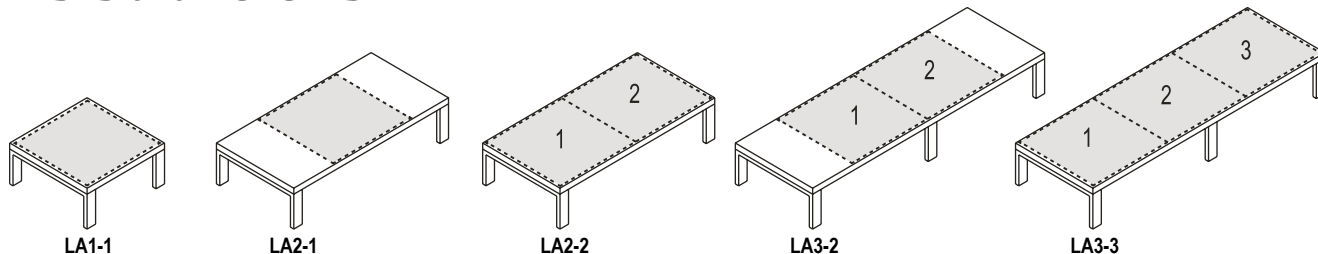
#### C Module



# lancelot platform

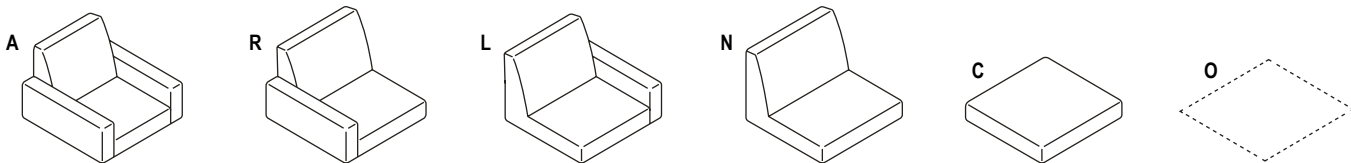
price list - LOUNGE

## BASES and MODULES



Bases	Price
LA1-1	860
LA2-1, LA2-2	1100
LA3-2, LA3-3	1600

### Modules



Modules	Fabric					
	Gr.1	COM / Gr.2	Gr.3	Gr.4	Gr.5	Leather
A	1180	1240	1297	1355	1452	2078
R	990	1043	1095	1148	1236	1760
L	990	1043	1095	1148	1236	1760
N	818	869	919	970	1054	1484
C	460	493	526	558	613	794
O	Module "O" = empty space, no charge					

### PRICING

For the total price of your Lancelot Platform configuration, add the amount of the chosen base with that of the chosen upholstered module(s).

### SPECIFY

Module  - S2 -  -  -

Module  - S2 -  -  -

Module 1  Module 2  - S2 -  -  -

Module 1  Module 2  - S2 -  -  -

Module 1  Module 2  Module 3  - S2 -  -  -

Specify Module(s): (A, R, L, N, C or O).

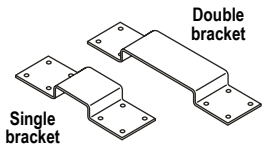
Laminate (base platform): Refer to the current Artopex laminate finish card in effect.

Metal (legs): Silver (3090), Polar White (3002), Black (3067), Charcoal (3064).

Fabric: Refer to the current Artopex seating fabric card in effect.

# lancelot platform

## junction plates

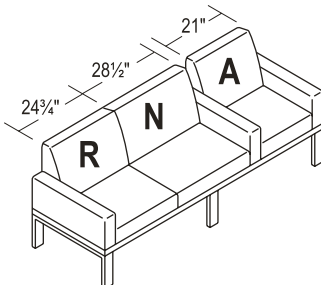
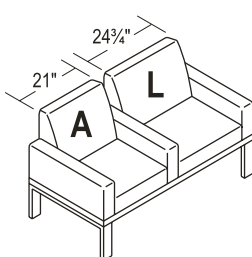
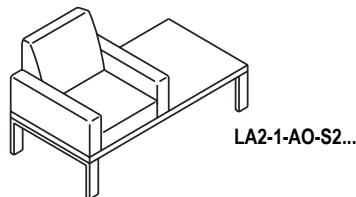
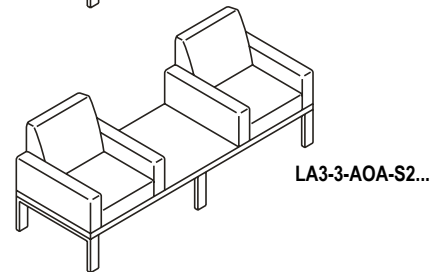
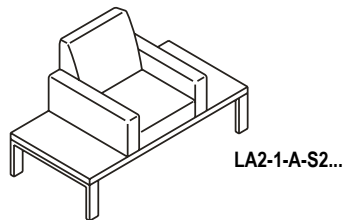
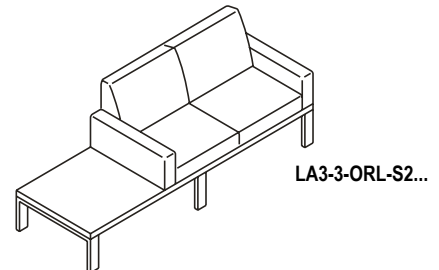
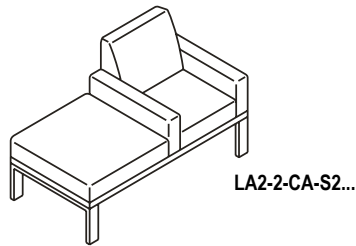
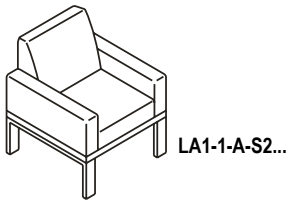
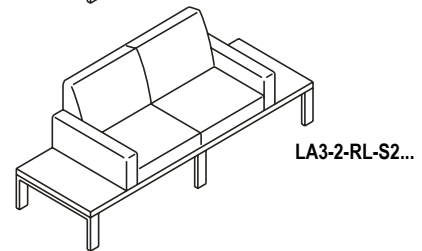
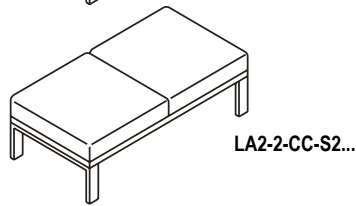
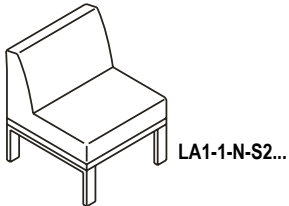
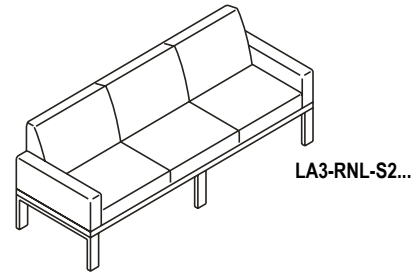
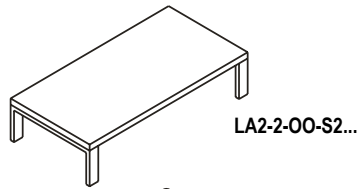
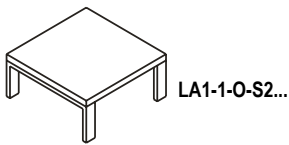


Metal bracket used to join 2 Lancelot Platforms together.  
Attaches under the modules, not visible.

Use 1 bracket to attach 2 modules, with the exception of high-traffic areas, where 2 brackets are recommended.

		Code	Price
1 double bracket	assembly side by side	LA-UJPD	45
1 single bracket	assembly side and front	LA-UJPS	45

## configurations examples



### Attention !

Certain configurations are not recommended due to the difference in the widths of backrests.

This affects the appearance only.

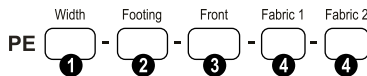
The Perceval series armchairs, love seats and sofas are available with a choice of wood or metal footings.

The backrest and the seat are composed of a plywood frame covered with an Ultra-Flex® membrane, high-density polyurethane foam and a layer of moisture-wicking fiber. The arms are made of a plywood frame covered by a reinforced nylon membrane and polyurethane foam.

All Perceval models can be specified in 2 fabric choices. The lower part of the front can be specified in fabric or metal.



**SPECIFICATION**



**1 Width**



- PE1  
1 place
- PE2  
2 places
- PE3  
3 places

**2 Footings**



- Symphony card  
Wood
- 3090 Silver
- 3002 Polar White  
Metal, add \$85.

**3 Front**

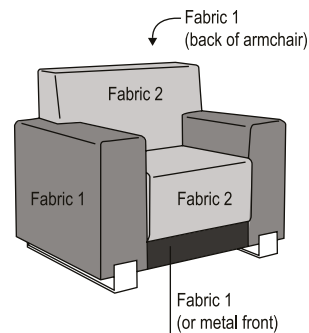
- T  
Fabric, no charge
- 3090 Silver
- 3002 Polar White  
Metal, add: \$110 for a PE1.  
\$195 for a PE2.  
\$275 for a PE3.

**4 Fabric 1 and Fabric 2**

Refer to the current Artopex seating fabric card in effect, the highest grade applies to the entire chair.

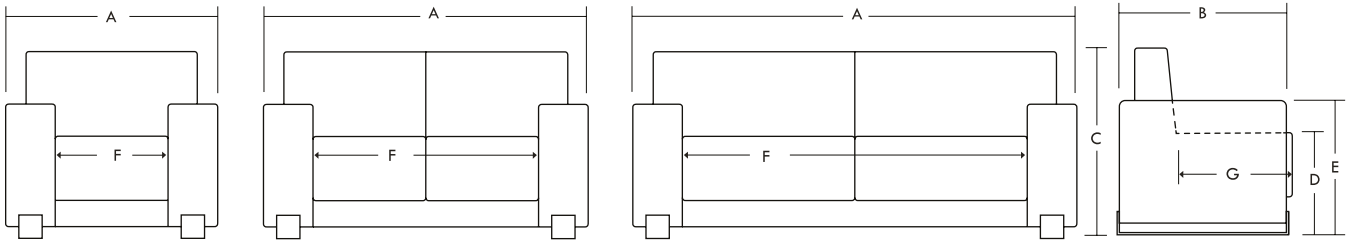
If Fabric 1 and Fabric 2 are specified in the same fabric, the chair will be one color.

Fabric 1 and 2 can be specified in different fabric. The below illustration indicates the positioning of the different fabrics.





## ARMCHAIR, LOVE SEAT and SOFA - 1, 2 and 3 places



### Dimensions (inches)

A	38	1 place
A	59	2 places
A	77	3 places
B	32	
C	33	
D	18	
E	23,5	
F	21	1 place
F	42	2 places
F	60	3 places
G	19,5	

### Weight / Volume

95 lbs / 34 Cu.Ft.	1 place
135 lbs / 55 Cu.Ft.	2 places
175 lbs / 66 Cu.Ft.	3 places

### C.O.M. Fabric - 1

3,0 yd (2,8 m)	1 place
3,6 yd (3,3 m)	2 places
4,6 yd (4,2 m)	3 places

### C.O.M. Fabric - 2

2,6 yd (2,4 m)	1 place
4,4 yd (4,0 m)	2 places
5,6 yd (5,15 m)	3 places

		Fabric							
	Footings	Width	Gr.1	COM / Gr.2	Gr.3	Gr.4	Gr.5	Leather	
Armchair	Wood	1	1800	1921	2067	2199	2420	3259	
Armchair	Metal	1	1885	2006	2152	2284	2505	3344	
Love Seat	Wood	2	2511	2686	2861	3035	3323	4717	
Love Seat	Metal	2	2596	2771	2946	3120	3408	4802	
Sofa	Wood	3	3235	3450	3664	3878	4236	5955	
Sofa	Metal	3	3320	3535	3749	3963	4321	6040	

### SPECIFY

PE  Width -  Footing -  Front -  Fabric 1 -  Fabric 2

Specify Width: (1, 2 or 3).

**Footing (wood):** Refer to the current "Symphony" Artopex card, "Wood-Seating collection" section in effect.

**Footing (metal):** Silver (3090) or Polar White (3002).

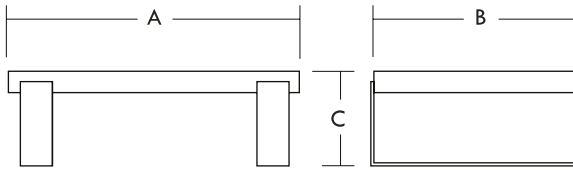
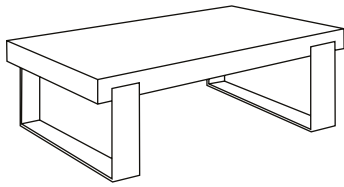
**Front (fabric):** Fabric (T), no charge.

**Front (metal):** Silver (3090) or Polar White (3002). Add \$110 for a PE1, \$195 for a PE2 or \$275 for a PE3.

**Fabric 1 (arms-back-front):** Refer to the current Artopex seating fabric card in effect.

**Fabric 2 (backrest-seat):** Refer to the current Artopex seating fabric card, the highest fabric price applies to entire chair in effect.

## occasional table



Occasional rectangular table 9" or 16" high with metal footings.  
2" thick surface, H.P.L. finish with matching edge.

**Weight / Volume**  
70 lbs / 10 Cu.Ft. width 42"  
60 lbs / 10 Cu.Ft. width 30"

A	B	C	Code	Price
42	21	9	TMA092142	870
30	21	9	TMA092130	780
42	21	16	TMA162142	880
30	21	16	TMA162130	790

### SPECIFY

Code                      Laminate                      Metal  
 PE -  - S2 -  -

**Specify Code:** Consult the above product code list.  
**Laminate:** Refer to the current Artopex laminate finish card in effect.  
**Metal:** Silver (3090) or Polar White (3002).

# Price list

BEAM SEATING

# flashback beam

## price list – BEAM SEATING

The Flashback beam system is composed of polypropylene plastic chairs with optional seat and backrests upholstered with polyurethane foam and fabric.

The beam structure consists of a 1½" by 3" tubular steel frame, mounted on two 2" by ¼" flat support legs painted with an electrostatic powder coating finish.

A double leg is available to join two beams together. The arms are made of 1" tubular steel with a black plastic armrests that can be attached or removed using simple tools. In the place of a seat, a 1" thick table in a choice of T.F.L. (Thermally Fused Laminate) or H.P.L. (High Pressure Laminate) is available as an option.

To provide flexibility in configurations and color schemes, the system is ordered separately: beam, legs, modules (seat or table) and arms.



### SPECIFICATION

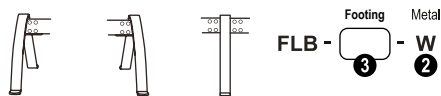
#### BEAMS



#### TABLES



#### FOOTINGS



#### ARMRESTS



#### SEATS



#### VISITOR CHAIR- FLASHBACK



See price list  
Seating / Task - Visitor  
• Visitor section  
• Flashback product p.66

#### 1 Length

- 2P 2 seats
- 3P 3 seats
- 4P 4 seats

#### 2 Metal

- w Silver

#### 3 Footing

- LR Right leg
- LL Left leg
- LD Double leg

#### 4 Structure

- PP plastic seat plastic back
- UP fabric seat plastic back
- UU fabric seat fabric back\*

\* The plastic frame of the backrest will be visible on the UU structure.

#### 5 Plastic - back

Specify the back plastic color. The seat is always Black (01). Refer to [www.artopex.com](http://www.artopex.com) to view colors.

- 01 - Black
- 02 - White
- 05 - Carbon

#### 6 Fabric (structure UP or UU)

Refer to the current Artopex seating fabric card in effect.

#### 7 L1 / S1

Specify the type of finish for the surface.

- L1 T.F.L. 1"
- S1 H.P.L. 1"

#### 8 Laminate

Refer to the current Artopex laminate finish card in effect.

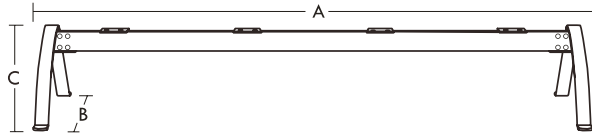
#### 9 Armrest

- FXR Right
- FXL Left

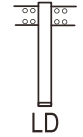
# flashback beam

## price list - BEAM SEATING

### BEAMS and FOOTINGS



**Beam**  
2P, 3P or 4P



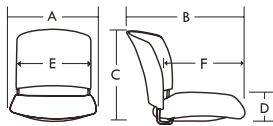
Steel footings. Glides and assembly hardware included.

#### Dimensions (inches) - once assembled

A	40,25	2 seats
A	60,25	3 seats
A	80,25	4 seats
B	23,5	
C	14	

BEAM	Code	Price
2 seats	FLB-2P-W	60
3 seats	FLB-3P-W	105
4 seats	FLB-4P-W	150
<b>FOOTINGS</b>		
Left	FLB-LL-W	100
Right	FLB-LR-W	100
Double junction leg	FLB-LD-W	135

### SEATS



#### Dimensions (inches)

A	18 - no arms
B	20
C	32 - from the ground
D	17,5 - from the ground
E	18
F	18

#### Weight / Volume

(per 2 seats)  
25 lbs / 4,9 Cu.Ft.

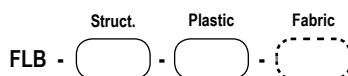
#### C.O.M. Fabric

**UP** (seat)  
0,75 yd (0,68 m) per pair

**UU** (seat / back front)  
0,75 yd (0,68 m)

Structure	Plastic					
PP	200					
Structure	Fabric					
Structure	Gr.1	COM / Gr.2	Gr.3	Gr.4	Gr.5	Leather
UP	249	256	265	273	283	356
UU	306	317	328	340	359	506

#### SPECIFY



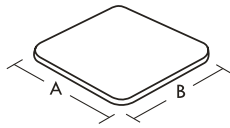
Specify **Structure**: (PP, UP or UU).

**Plastic (back)**: Black (01), White (02) or Carbon (05). The seat is always Black.

**Fabric (structure UU or UP)**: Refer to the current Artopex seating fabric card in effect.

# flashback beam

## TABLES



The surface is available in 1" T.F.L. (Thermally Fused Laminate) or H.P.L. (High Pressure Laminate) with matching edge. Assembly hardware included

**Weight / Volume**  
12 lbs / 1,3 Cu.Ft.

Dimensions		Surface	Price	
A	B			
17¼	17¼	L1	275	T.F.L. 1"
17¼	17¼	S1	325	H.P.L. 1"

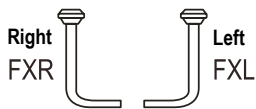
### SPECIFY

L1 / S1      Laminate

FLB - TS -  -

Specify L1 / S1 : Specify the type of finish of the surface, T.F.L. (L1) or H.P.L. (S1).  
Laminate : Refer to the current Artopex laminate finish card in effect.

## ARMRESTS



Black molded armrest and assembly hardware included.  
Only 1 arm is needed between 2 seats. Can be added or removed at any time.

**Weight / Volume**  
(per 2 arms)  
3 lbs / 1,3 Cu.Ft.

	Code	Price
Left	FLB-FXL-W	35
Right	FLB-FXR-W	35

# headliner beam

## price list – BEAM SEATING

The Headliner beam system is composed of polypropylene plastic chairs with optional seat and backrests upholstered with polyurethane foam and fabric.

The beam structure consists of a 1½" by 3" tubular steel frame, mounted on two 2" by ¼" flat support legs painted with an electrostatic powder coating finish.

A double leg is available to join two beams together. The arms are 1" tubular steel with a black plastic armrest that can be attached or removed using simple tools. In the place of a seat, a 1" thick table in a choice of T.F.L. (Thermally Fused Laminate) or H.P.L. (High Pressure Laminate) is available as an option.

To provide flexibility in configurations and color schemes, the system is ordered separately: beam, legs, modules (seat or table) and arms.



### SPECIFICATION

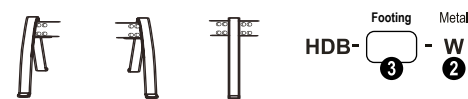
#### BEAMS



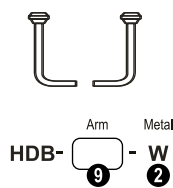
#### TABLES



#### FOOTINGS



#### ARMRESTS



#### SEATS



#### TASK SEATING - HEADLINER



See price list  
Seating / Task - Visitor  
• Task section  
• Headliner product p.31

#### VISITOR SEATING - HEADLINER LITE



See price list  
Seating / Task - Visitor  
• Task section  
• Headliner Lite product p.74

#### 1 Length

- 2P 2 seats
- 3P 3 seats
- 4P 4 seats

#### 2 Metal

- W Silver

#### 3 Footing

- LR Right leg
- LL Left leg
- LD Double leg

#### 4 Structure

- PP plastic seat plastic back
- UP fabric seat plastic back
- UU fabric seat fabric back\*
- U2 fabric seat fabric back

\* The plastic frame of the backrest will be visible on the UU structure.

#### 5 Plastic- back

Specify the back plastic color. The seat is always Black (01). Refer to [www.artopex.com](http://www.artopex.com) to see colors.

- 01 - Black
- 02 - White
- 16 - Green
- 23 - Orange

#### 6 Fabric (structure UP or UU)

Refer to the current Artopex seating fabric card in effect.

#### 7 L1 / S1

Specify the type of finish of the surface.

- L1 T.F.L. 1"
- S1 H.P.L 1"

#### 8 Laminate

Refer to the current Artopex laminate finish card in effect.

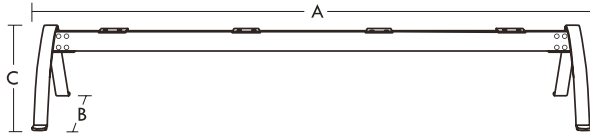
#### 9 Armrest

- FXR Right
- FXL Left

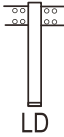
# headliner beam

## price list – BEAM SEATING

### BEAMS and FOOTINGS



**Beam**  
2P, 3P or 4P



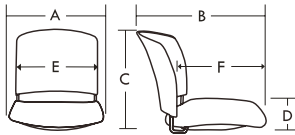
Steel footings. Glides and assembly hardware included.

#### Dimensions (inches) - assembled beam

A	40,25	2 seats
A	60,25	3 seats
A	80,25	4 seats
B	23,5	
C	14	

BEAM	Code	Price
2 seats	HDB-2P-W	60
3 seats	HDB-3P-W	105
4 seats	HDB-4P-W	150
<b>PATTES</b>		
Left	HDB-LL-W	100
Right	HDB-LR-W	100
Double junction leg	HDB-LD-W	135

### SEATS



PP plastic seat  
plastic back



UP fabric seat  
plastic back



UU fabric seat  
fabric back  
(visible plastic)



U2 fabric seat  
fabric back

#### Dimensions (inches)

A	18 - no arms
B	20
C	32 - from the ground
D	17,5 - from the ground
E	18
F	18

#### Weight / Volume

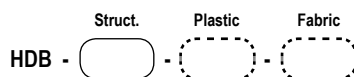
(per 2 seats)  
25 lbs / 4,9 Cu.Ft.

#### C.O.M. Fabric

UP (seat)  
0,75 yd (0,68 m) per pair  
UU (seat / back front)  
0,75 yd (0,68 m)

Structure	Plastic					
PP	200					
Structure	Fabric					
Structure	Gr.1	COM / Gr.2	Gr.3	Gr.4	Gr.5	Leather
UP	249	256	265	273	283	356
UU	306	317	328	340	359	506
U2	339	361	384	408	449	619

### SPECIFY



Specify Structure: (PP, UP or UU).

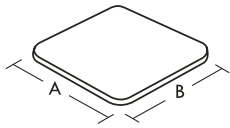
Plastic (back / structure PP, UP, UU): Black (01), White (02), Green (16) or Orange (23). The seat is always Black.

Fabric (structure UP, UU, U2): Refer to the current Artopex seating fabric card in effect.



# headliner beam

## TABLES



The surface is available in 1" T.F.L. (Thermally Fused Laminate) or H.P.L. (High Pressure Laminate) with matching edge. Assembly hardware included.

**Weight / Volume**  
12 lbs / 1,3 Cu.Ft.

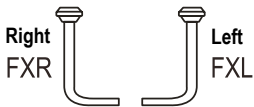
Dimensions		Surface	Price	
A	B			
17¼	17¼	L1	275	T.F.L. 1"
17¼	17¼	S1	325	H.P.L. 1"

### SPECIFY

HDB - TS -  L1 / S1 -  Laminate

**Specify** L1 / S1 : Specify the type of finish of the surface, T.F.L. (L1) or H.P.L. (S1).  
Laminate : Refer to the current Artopex laminate finish card in effect.

## ARMRESTS



Black molded armrest and mounting hardware included.  
Only 1 single arm is needed between 2 seats. Can be added or removed at any time.

**Weight / Volume**  
(per 2 arms)  
3 lbs / 1,3 Cu.Ft.

	Code	Price
Left	HDB-FXL-W	35
Right	HDB-FXR-W	35

# passenger

## voyager-beam

## price list – BEAM SEATING

The Passenger and Voyager series can be specified individually or in typical configurations (single or double rows).

### PASSENGER SEAT

The one-piece design consists of a tubular steel frame covered in an Ultra-Flex<sup>®</sup> membrane, high-density polyurethane foam, followed by a removable fabric cover. Molded channel where the seat and back meet.

### VOYAGER SEAT

The one-piece design consists of a tubular steel frame covered in an Ultra-Flex<sup>®</sup> membrane on the backrest and a molded hardwood plywood seat. The frame is covered in high-density polyurethane foam followed by a fabric cover.

The Passenger/Voyager System structure (base) is composed of a main beam and aluminum supports. The glides and finishing caps are made of zinc alloy, with a thermosetting powder finish. The main beam can be specified with an enamel finish; the legs and armrests can be specified in an enamel or chrome finish.

An "ottoman" model and footrest are available for both series.



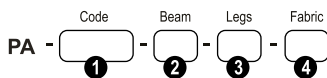
Passenger



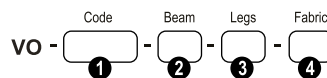
**IMPORTANT:** This product is delivered UN-ASSEMBLED. Assembly requires the use of certain tools listed in the installation guide, included with the product.

## SPECIFICATION

### Passanger



### Voyager



**1 Code**  
Refer to price list.

- 2 Beam**
- 3090 Silver
  - 3370 Ashen
  - 3311 Champagne
  - 3064 Charcoal
  - 3067 Black

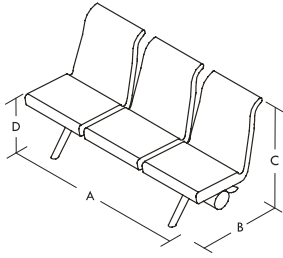
- 3 Legs**
- 3090 Silver
  - 3370 Ashen
  - 3311 Champagne
  - 3064 Charcoal
  - 3067 Black
  - C Chrome

**4 Fabric**  
Refer to the current Artopex seating fabric card in effect.

# passenger-beam

## price list - BEAM SEATING

### SINGLE ROW CONFIGURATIONS - 3 seats shown



#### Weight / Volume

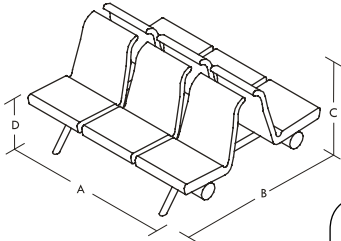
Contact Artopex  
Customer Service

#### C.O.M. Fabric

Qty per seat,  
minimum 4 seats  
1,3 yd (1,2 m)

Dimensions (inches)				Nb seats	Code	Fabric				
A	B	C	D			Gr.1	COM / Gr.2	Gr.3	Gr.4	Gr.5
47½	28½	35	17¼	2	SR02	3942	4026	4094	4178	4323
71	28½	35	17¼	3	SR03	5148	5283	5386	5511	5729
94½	28½	35	17¼	4	SR04	6413	6580	6717	6884	7174
118¼	28½	35	17¼	5	SR05	8313	8522	8692	8901	9264
142	28½	35	17¼	6	SR06	9596	9847	10052	10303	10738
165½	28½	35	17¼	7	SR07	10823	11116	11354	11647	12155
189	28½	35	17¼	8	SR08	12723	13057	13330	13664	14245
212¾	28½	35	17¼	9	SR09	13978	14354	14661	15037	15690
236½	28½	35	17¼	10	SR10	15642	16060	16401	16819	17545

### DOUBLE ROW CONFIGURATIONS - 6 seats shown



#### Weight / Volume

Contact Artopex  
Customer Service

#### C.O.M. Fabric

Qty per seat,  
minimum 4 seats  
1,3 yd (1,2 m)

47½	59½	35	17¼	4	DR04	7031	7198	7335	7502	7792
71	59½	35	17¼	6	DR06	9462	9713	9918	10168	10604
94½	59½	35	17¼	8	DR08	11972	12307	12580	12914	13495
118¼	59½	35	17¼	10	DR10	15345	15763	16104	16522	17248
142	59½	35	17¼	12	DR12	17912	18414	18823	19325	20196
165½	59½	35	17¼	14	DR14	20365	20951	21428	22013	23030
189	59½	35	17¼	16	DR16	23738	24407	24952	25621	26783
212¾	59½	35	17¼	18	DR18	26248	27001	27614	28367	29674
236½	59½	35	17¼	20	DR20	28758	29594	30276	31112	32564

#### SPECIFY

Code      Beam      Legs      Fabric  
PA    -  -  -

**Specify Code:** Consult the above product code list.

**Beam:** Silver (3090), Ashen (3370), Champagne (3311), Charcoal (3064) or Black (3067).

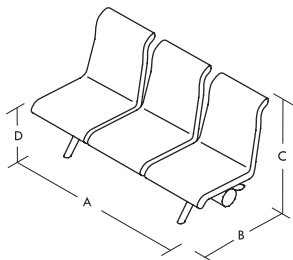
**Legs:** Silver (3090), Ashen (3370), Champagne (3311), Charcoal (3064), Black (3067) or Chrome\* (C).

\* Chrome finish for SR configuration: add \$265 (2-3-4 seats), \$400 (5-6-7 seats) or \$525 (8-9-10 seats).

\* Chrome finish for DR configuration: add \$440 (4-6-8 seats), \$660 (10-12-14 seats) or \$880 (16-18-20 seats).

**Fabric:** Refer to the current Artopex seating fabri card in effect.

### SINGLE ROW CONFIGURATIONS – 3 seats shown

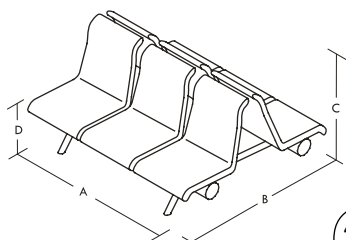


**Weight / Volume**  
Contact Artopex  
Customer Service.

**C.O.M. Fabric**  
Qty per seat,  
minimum 4 seats  
1,35 yd (1,25 m)

Dimensions (inches)				Nb seats	Code	Fabric				
A	B	C	D			Gr.1	COM / Gr.2	Gr.3	Gr.4	Gr.5
47½	28½	36½	17¼	2	SR02	3747	3830	3901	3984	4127
71	28½	36½	17¼	3	SR03	4864	4990	5095	5221	5435
94½	28½	36½	17¼	4	SR04	6021	6189	6329	6497	6783
118¼	28½	36½	17¼	5	SR05	7823	8032	8208	8417	8775
142	28½	36½	17¼	6	SR06	9009	9260	9471	9722	10151
165½	28½	36½	17¼	7	SR07	10138	10430	10677	10969	11470
189	28½	36½	17¼	8	SR08	11939	12274	12555	12890	13462
212¼	28½	36½	17¼	9	SR09	13097	13473	13790	14166	14809
236½	28½	36½	17¼	10	SR10	14663	15081	15433	15851	16566

### DOUBLE ROW CONFIGURATIONS – 6 seats shown



**Weight / Volume**  
Contact Artopex  
Customer Service.

**C.O.M. Fabric**  
Qty per seat,  
minimum 4 seats  
1,3 yd (1,2 m)

47½	59½	36½	17¼	4	DR04	6640	6807	6948	7115	7401
71	59½	36½	17¼	6	DR06	8875	9126	9337	9588	10017
94½	59½	36½	17¼	8	DR08	11189	11524	11805	12140	12712
118¼	59½	36½	17¼	10	DR10	14366	14784	15136	15554	16269
142	59½	36½	17¼	12	DR12	16738	17239	17662	18163	19021
165½	59½	36½	17¼	14	DR14	18995	19580	20073	20658	21659
189	59½	36½	17¼	16	DR16	22172	22840	23404	24072	25216
212¼	59½	36½	17¼	18	DR18	24486	25238	25872	26624	27911
236½	59½	36½	17¼	20	DR20	26880	27636	28340	29176	30606

#### SPECIFY

Code      Beam      Legs      Fabric  
VO  -  -  -

**Specify Code:** Consult the above product code list.

**Beam:** Silver (3090), Ashen (3370), Champagne (3311), Charcoal (3064) or Black (3067).


**Legs:** Silver (3090), Ashen (3370), Champagne (3311), Charcoal (3064), Black (3067) or Chrome\* (C).

\* Chrome finish for SR configuration: add \$265 (2-3-4 seats), \$400 (5-6-7 seats) or \$525 (8-9-10 seats).

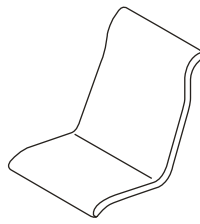
\* Chrome finish for DR configuration: add \$440 (4-6-8 seats), \$660 (10-12-14 seats) or \$880 (16-18-20 seats).

**Fabric:** Refer to the current Artopex seating fabric card in effect.


### individual seats



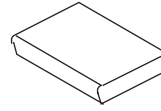
Passenger (PA-S)



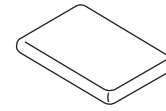
Voyager (VO-S)



Passenger (PA-SM)



Passenger (PA-B)



Voyager (VO-B)

Individual Passenger or Voyager seat, see specifications.  
Shipped with beam attachment support. Assembly hardware included.

#### Passenger (PA-S) and Voyager (VO-S)

##### C.O.M. Fabric

1,3 yd (1,2 m)	Passenger
1,35 yd (1,25 m)	Voyager
0,75 yd (0,7 m)	PA. Ottoman
0,75 yd (0,7 m)	VO. Ottoman

	Code	Fabric				
		Gr.1	COM / Gr.2	Gr.3	Gr.4	Gr.5
Fabric seat	PA-S	1123	1165	1199	1241	1313
Fabric seat	VO-S	1025	1067	1102	1144	1216

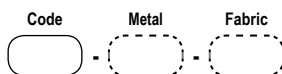
#### Passenger (PA-SM)

	Code	Metal
Metal seat	PA-SM	1089

#### Passenger (PA-B) and Voyager (VO-B)

	Code	Fabric				
		Gr.1	COM / Gr.2	Gr.3	Gr.4	Gr.5
Fabric ottoman	PA-B	706	722	737	752	778
Fabric ottoman	VO-B	692	708	723	738	762

### SPECIFY

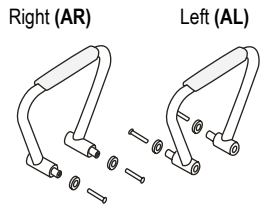


**Specify Code:** Consult the above product code list.

**Metal (if applicable):** Silver (3090), Ashen (3370), Champagne (3311), Charcoal (3064) or Black (3067).

**Fabric (if applicable):** Refer to the current Artopex seating fabric card in effect.

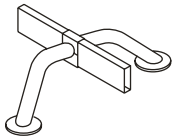
### armrests and legs



Steel armrests (left or right).  
Black molded PVC armrest.  
Assembly hardware included.

Arms	Code	Price
Left	AL	285
Right	AR	285

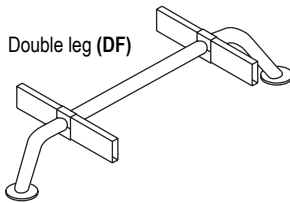
Simple leg (SF)



Steel footing.  
Glides, central caps and assembly hardware included.

Legs	Code	Price
Simple	SF	630
Double	DF	835

Double leg (DF)



#### SPECIFY

PA  Code  - Metal

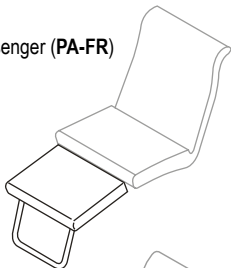
**Specify Code:** Consult the above products code list.

**Metal:** Silver (3090), Ashen (3370), Champagne (3311), Charcoal (3064), Black (3067) or Chrome\* (C).

\* Chrome finish, add \$65 (arms), \$130 (single leg) or \$220 (double leg).

### footrests

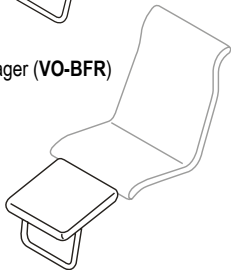
Passenger (PA-FR)



Fabric footrest with metal floor support stand.  
Assembly hardware included.

	Code	Fabric				
		Gr.1	COM / Gr.2	Gr.3	Gr.4	Gr.5
Footrest	PA-FR	829	847	864	881	910
Footrest	VO-FR	815	833	850	867	896

Voyager (VO-BFR)



#### C.O.M. Fabric

0,75 yd (0,7 m)

0,75 yd (0,7 m)

PA. Footrest

VO. Footrest

#### SPECIFY

Code  Metal  Fabric

**Specify Code:** Consult the above products code list.


**Metal:** Silver (3090), Ashen (3370), Champagne (3311), Charcoal (3064), Black (3067) or Chrome\* (C).

\* Chrome finish, add \$120.

**Fabric:** Refer to the current Artopex seating fabric card in effect.

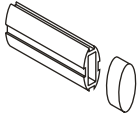
## beams

Aluminum main beam.  
Specify as support between 2 leg sets. Assembly hardware included.



Length	Code	Price
2 seats	P2	185
2½ seats	P2L	265
3 seats	P3	280
3½ seats	P3L	360
4 seats	P4	410
4½ seats	P4L	580

Aluminum end beam.  
Specify as support for ends of row. Assembly hardware included.



Length	Code	Price
End beam	PE	85
End cap	CE	45
Corner beam	PTE	175

### SPECIFY

Code      Finish

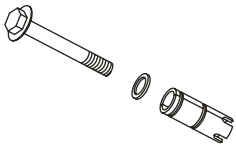
PA  -

**Specify Code:** Consult the above product code list.

**Finish:** Silver (3090), Ashen (3370), Champagne (3311), Charcoal (3064) or Black (3067).

## floor anchoring hardware

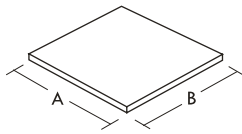
Floor anchoring hardware kit.  
Included: 2 screws, 2 anchoring washers and 2 anchors for concrete flooring.



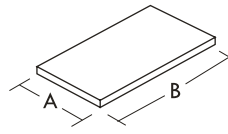
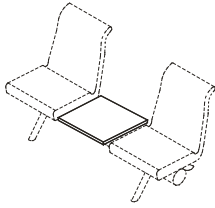
**Important !** Required for 1, 2 or 3 seat configurations.

Code	Price
PA-KA	11

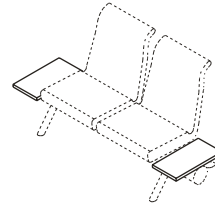
## tables



Regular table (TS)



End table (TE)



The surface is available in 1" T.F.L. (Thermally Fused Laminate) (L1) or H.P.L. (High Pressure Laminate) (S1) with matching edge.  
 Regular table replaces a seat in a configuration.  
 End table occupies half of a seat in a configuration.  
 Assembly hardware included.

**Weight / Volume**  
 Contact Artopex Customer Services.

	Dimensions		Code	Price	
	A	B			
Regular table	21%	20½	TS-L1	380	T.F.L.
	21%	20½	TS-S1	440	H.P.L.
End table	10	20½	TE-L1	355	T.F.L.
	10	20½	TE-S1	380	H.P.L.

### SPECIFY

Code      Laminate      Support

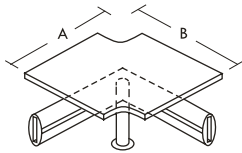
PA -  -  -

**Specify Code:** Consult the above product code list.

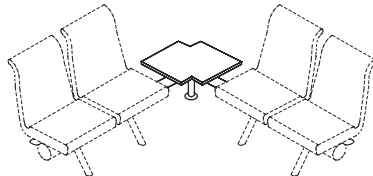
**Laminate:** Refer to the current Artopex laminate finish card in effect.

**Table support:** Specify the finish: Silver (3090), Ashen (3370), Champagne (3311), Charcoal (3064) or Black (3067).

## corner tables



Corner table (TC)



The surface is available in 1" T.F.L. (Thermally Fused Laminate) (L1) or H.P.L. (High Pressure Laminate) (S1) with matching edge.  
 The beams included with the corner table replaces the end beam in a configuration.  
 Corner beam, corner leg, supports and assembly hardware included.

**Weight / Volume**  
 Contact Artopex Customer Services.

	28½	28½	TC-L1	1475	T.F.L.
	28½	28½	TC-S1	1650	H.P.L.

### SPECIFY

Code      Laminate      Beam      Legs

PA -  -  -  -

**Specify Code:** Consult the above product code list.

**Laminate:** Refer to the current Artopex laminate finish card in effect.

**Beams:** Specify the finish: Silver (3090), Ashen (3370), Champagne (3311), Charcoal (3064) or Black (3067).

**Legs:** Specify the finish: Silver (3090), Ashen (3370), Champagne (3311), Charcoal (3064), Black (3067) or Chrome (C) +\$80.



### UPDATE SUMMARY

---

May 1<sup>st</sup> 2018

PAGES	SECTION	PRODUCT	MODIFICATION
-	Lounge	Athos	The Athos chair is discontinued.
-	Lounge	Porthos	The Porthos chair is discontinued.
p.11	Lounge	Cuadro	WARNING, multi-outlets are NOT available on armchairs with casters.
p.14	Lounge	Cuadro	WARNING, multi-outlets are NOT available on occasional tables with casters.
p.15	Lounge	Cuadro	WARNING, multi-outlets are NOT available on armchair with casters.
p.17	Lounge	Cuadro	WARNING, multi-outlets are NOT available with casters for this occasional open table.
p.18	Lounge	Cuadro	WARNING, multi-outlets are NOT available with casters for this Upholstered occasional table.
p.64	Lounge	Passenger / voyager - poutre and Corner tables	Corrections made on the specification code.

January 15<sup>th</sup> 2019

PAGES	SECTION	PRODUCT	MODIFICATION
p.41	Lounge	Fjord	New armchairs.
p.42	Lounge	Fjord	New occasional tables

*Designing, manufacturing, advising, planning  
and supporting: that's the art that  
distinguishes our purpose at Artopex.*



ARTOPEX  
Head Office  
[artopex.com](http://artopex.com)

800 Vadnais Street  
Granby, QC, Canada J2J 1A7  
T 1 800 378 0189